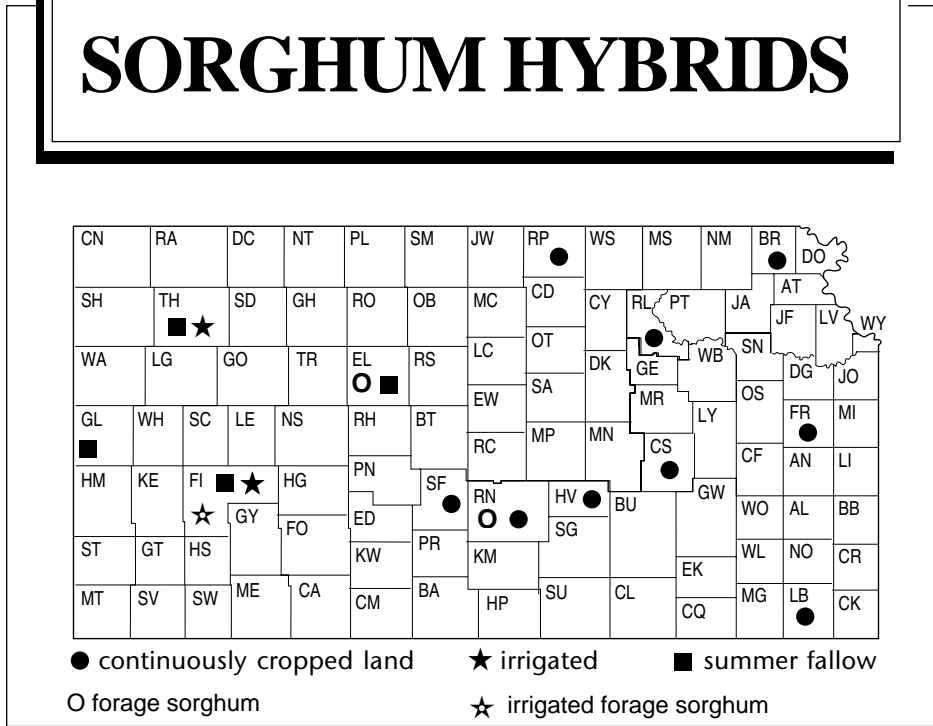


1995

KANSAS PERFORMANCE TESTS WITH GRAIN AND FORAGE SORGHUM HYBRIDS



Report of Progress 750

Agricultural Experiment Station * Kansas State University, Manhattan * Marc A. Johnson, Director

TABLE OF CONTENTS

	Page
INTRODUCTION	
TEST OBJECTIVES AND PROCEDURES	1
1995 STATEWIDE GROWING CONDITIONS	2
RESULTS: GRAIN SORGHUM PERFORMANCE TESTS	
NORTHEASTERN KANSAS	
Brown County, dryland, Table 1	4
Riley County, dryland, Table 2	7
EAST CENTRAL KANSAS	
Franklin County, dryland, Table 3	10
Chase County, dryland, Table 4	13
SOUTHEASTERN KANSAS	
Labette County, dryland, Table 5	15
NORTH CENTRAL KANSAS	
Republic County, dryland, Table 6	18
Ellis County, fallow, Table 7	21
SOUTH CENTRAL KANSAS	
Harvey County, dryland, Table 8	24
Reno County, dryland, Table 9	27
Stafford County, dryland, Table 10	30
NORTHWESTERN KANSAS	
Thomas County, fallow, Table 11	33
irrigated, Table 12	35
WEST CENTRAL KANSAS	
Greeley County, fallow, Table 13	37
SOUTHWESTERN KANSAS	
Finney County, fallow, Table 14	39
irrigated, Table 15	41
YIELD SUMMARIES	
Dryland and fallow tests, Table 16	43
Irrigated tests, Table 17	47
RESULTS: FORAGE SORGHUM PERFORMANCE TESTS	
Ellis County, fallow, Table 18	50
Reno County, dryland, Table 19	51
Finney County, irrigated, Table 20	52
APPENDIX	
1: Entrants in 1995 Grain and Forage Sorghum Performance Tests	53
2: Entries in 1995 Grain Sorghum Performance Tests	55
3: Entries in 1995 Forage Sorghum Performance Tests	57

1995 KANSAS GRAIN AND FORAGE SORGHUM PERFORMANCE TESTS

INTRODUCTION

TEST OBJECTIVES AND PROCEDURES

Sorghum Performance Tests, conducted annually by the Kansas Agricultural Experiment Station, provide farmers, extension workers, and private research and sales personnel with unbiased agronomic information on many of the sorghum hybrids marketed in the state. Entry fees from private seed companies partially finance performance tests. Seed companies receive test announcements and entry forms in late January each year; deadlines for receipt of completed entry forms and seed are in early March. Because entry selection and location are voluntary, not all hybrids grown in the state are included in tests, and the same hybrids are not grown at all test locations.

Individual test discussions include summaries of growing-season weather data for each location. These data are from the nearest weather-reporting station, often supplemented with information from the test site. Precipitation graphs include cumulative lines for 1995 and the 30-year normal and the daily rainfall amounts since last fall. Temperature graphs include daily maximum and minimum temperatures compared with normal. Growing degree graphs include cumulative lines for 1995 and normal. All graphs include vertical lines denoting planting, heading, and harvest dates if available. The graphs reveal general trends in precipitation compared to normal. For more detailed information, a small table presents monthly totals and averages for the growing season. Comparisons of the current year's weather with long-time averages often help explain unusual plant development patterns and inconsistent performance of individual hybrids over years.

Explanatory information for each test precedes data summaries. Tables 16 and 17 include yield

summaries expressed as percent of the test average for the 1995 growing season. The Appendices include listings of the 1995 entrants, entries, and hybrid characteristics provided by the entrants.

Beginning in 1995, tests were planted at a rate 20-30% above the desired populations with only minimal thinning to remove doubles several weeks after planting. Planting to stand includes hybrid differences in stand establishment and early-season vigor in the overall performance evaluation. These differences may or may not be genetically controlled, but contribute to marketed product performance in either case. As such, they should be included in performance comparisons.

Two-row, tractor-powered, modified, White air-planters were used for nearly all tests. Except for three locations, each test included three plots (replications) of each hybrid in a randomized complete block design. Each harvested plot consisted of two rows trimmed to a specific length ranging from 20 to 45 feet. Tests planted in Riley, Chase, and Stafford counties contained four replications of each entry. Agronomists used Gleaner-E combines equipped with electronic weighing and sampling devices to harvest most tests. Forage sorghum tests were harvested with modified tractor-mounted, one-row, forage choppers. Subsamples were harvested for grain yield estimates in the Reno and Ellis County forage sorghum tests.

Results for each test include *GRAIN YIELDS* reported as bushels per acre of shelled grain (56 lbs/bu) adjusted to a moisture content of 12.5%. *YIELDS* are converted also to *YIELD AS PERCENTAGE OF TEST AVERAGE* to speed recognition of high-yielding hybrids. Hybrids yielding more than the test average year after year merit consideration, but adaptation to

individual farms for appropriate maturity, stalk strength, and other factors also must be considered.

Forage sorghum test results include *SILAGE YIELDS* reported as tons of whole-plant silage adjusted to 70% moisture. Grain yields for the forage sorghum tests are reported as bushels per acre where grain yields were available.

When appropriate, tables include the number of *LODGED* stalks. Both broken stalks and stalks leaning more than 45 degrees from vertical were considered lodged, although most were harvestable with modern machinery.

Two characteristics contributed to estimations of relative maturity at most locations. *DAYS TO HALF BLOOM* is the number of days between planting and the date when half of the heads of a given hybrid have some florets in bloom. *GRAIN MOISTURE* at harvest also may help categorize hybrids for relative maturity, when harvest is early enough to provide a range in moisture contents among entries.

Beginning in 1993, entries were grouped with hybrids of similar maturity. All entries were classified as Early, Medium, or Late hybrids based on information provided by the entrant or on past performance in Kansas tests. Hybrid comparisons in 1995 tests are valid within and across maturity groupings by using the appropriate least significant difference (L.S.D.). L.S.D.'s for comparing hybrids within a group are listed at the bottom of that group. L.S.D.'s for comparing hybrids in different groups are listed at the bottom of the table. In tables 1-15, hybrids are listed in order of ascending moisture and in order of ascending bloom date within a given moisture level.

The *GROWTH UNIT* or *GROWING DEGREE DAY* concept, as developed for corn, may be used for sorghum to measure the amount of heat available for growth and maturity. The formula used to generate the growing degree days in individual test discussions is as follows: Take the maximum temperature plus the minimum temperature for each day, divide by 2, and then subtract a base temperature of about 34 (actually 1 C was used in the calculations). The purpose is

to describe temperatures for the season for comparison with previous years and other locations in explaining relative rates of plant development. Research by Dr. Richard Vanderlip and his students at Kansas State University has indicated an excellent relationship between the growth units generated by these calculations and the actual rate of plant development from blooming to physiological maturity.

Small differences in yield or other characteristics should not be overemphasized. Performance test tables include least significant differences (L.S.D.'s) at the bottom of each column. Unless two entries differ by at least the L.S.D. shown, little confidence can be placed in one being superior to the other. The coefficient of variability (C.V.) can be used to estimate the degree of confidence one can have in published data from replicated tests. For yield estimates in this testing program, C.V.'s below 10% generally indicate reliable, uniform data, whereas C.V.'s of 10 to 15% are common and usually indicate that data are acceptable for the rough performance comparisons desired from these tests. Tests with C.V.'s over 15% still may be useful, but hybrid comparisons lack precision.

All but one of the 1995 grain sorghum tests provided results that could be included in this report. Accurate results were not obtained from the Greeley County irrigated sorghum test because of damage from summer hail storms and the late September freeze. Examine introductory information for each test location carefully.

1995 STATEWIDE GROWING CONDITIONS

The 1995 sorghum crop developed behind the average schedule, especially early in the season. Most of the planting was delayed until mid to late June. In early June, only 5% of the acres were planted, compared to 72% in 1994 and the average of 45%. Planting was not complete until mid-July. Heading began in late July in southeast and south central Kansas. Heading was 10% in early August, which was 24% behind the 5-year average. By mid-August, only 56% of the crop had headed and only 1% had begun to color. At the time of the early freeze in late September,

only 14% of the acreage was considered mature, compared to the average of 37%.

Harvest was not fully under way until mid-October, but made good progress in late October. By mid-October, 28% of the crop was out of the field. By that time last year, 68% of the crop was harvested. By early November, 93% of the crop had been harvested. Harvest was not fully complete at this writing. High winds in October contributed to lodging, especially in fields already subjected to borer damage and stalk rots.

The condition of the 1995 crop was generally worse than that of the 1994 crop for the entire growing season. Early in the season, Kansas Agricultural Statistics reports rated 42% of the crop as fair, poor, or very poor. However, by early August, only 21% of the crop was in those categories. By mid-October, 57% of the crop was again in the fair or worse categories, likely because of the effects of the September freeze.

(From **Crop-Weather** reports, Kansas Agricultural Statistics, Topeka.)

The late planting and cool spring temperatures seemed to disrupt normal development of insect populations. In mid-May, high numbers of black cutworm moths were caught, indicating a potential problem, but they did not cause major damage aside from a few localized areas. The late-planted sorghum might have been attractive for chinch bugs, but wet wheat straw seemed to delay migration enough so that treatment for chinch bugs was not widespread. Fall armyworm and corn earworm larvae caused leaf damage over a wide area of eastern Kansas by feeding in whorls of young sorghum, but long-term effects on the plants were minimal. Some very late sorghum in south central Kansas experienced devastating damage from fall armyworms, with some plants destroyed to ground level in late August. Treatment for greenbugs was common in the southwest in early September. Entomologists found various types of head worms (corn earworm, fall armyworm, sorghum webworm) feeding on sorghum heads during September, but treatment for these pests was cut off after the September 22 freeze.

(Insect information from **Cooperative Economic Insect Survey Report**, Kansas State Board of Agriculture.)

Although the usual set of disease was found in Kansas this year, disease levels were generally lower than normal. Some sooty stripe was found in the eastern two thirds of the state in August and September, but levels were typically low. Thickened and stunted plant tops, characteristic of crazy top, were seen throughout the state. In early September, western and eastern fields had low levels of various diseases (bacterial streak, bacterial stripe, bacterial top rot, downy mildew, leaf blight), but central fields were very healthy. Leaf blight was common in eastern fields, but bacterial streak was more common in western fields. Zonate leaf spot, gray leaf spot, and rough spot typically were found only in southeastern fields.

(Disease information from **Plant Disease Survey Report**, Kansas State Board of Agriculture.)

The projected crop of 165.3 million bushels, although 28% lower than last year's crop and the smallest Kansas crop since 1983, enabled Kansas to maintain its position as the top grain sorghum-producing state. The 1995 production was from 3% fewer acres (2.9 million) than were harvested last year. The average yield of 57 bushels per acre is 20 bushels lower than that in 1994.

(From November 9 **Crops** report, Kansas Agricultural Statistics, Topeka.)

ACKNOWLEDGMENTS

Cooperation of Research Center and Experiment Field personnel who furnished land and performed many or all of the field operations is sincerely appreciated. Technician Edward O. Quigley packaged seed and performed field operations for some of the tests. Technician James R. Cochran also performed many lab and field operations in addition to generating electronic versions of the publication and assisting with data summarization. Student workers Justin Geering and Darrin Holle helped with seed counting, sign painting, and plot maintenance. Mary Knapp of the Weather Data Library provided much of the climatological information.

NORTHEASTERN KANSAS ON SILTY CLAY LOAM SOIL

LOCATION: Cornbelt Experiment Field
9 miles southwest of Hiawatha in **Brown County**

COOPERATORS: Brian Marsh, agronomist
Steve Milne and David Zeit, technicians

TEST SITE: Grundy silty clay loam
Soybeans in 1994 and grain sorghum in 1993

FERTILIZATION: 100 lbs N/acre preplant

PLANTING DATE: June 15

HARVEST DATE: October 19

PEST CONTROL: Good

Furadan in furrow at planting

Ramrod/Atrazine at planting

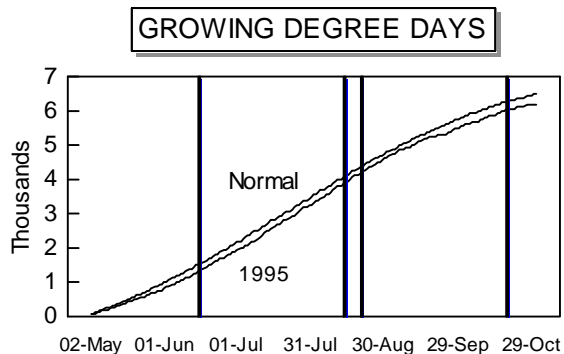
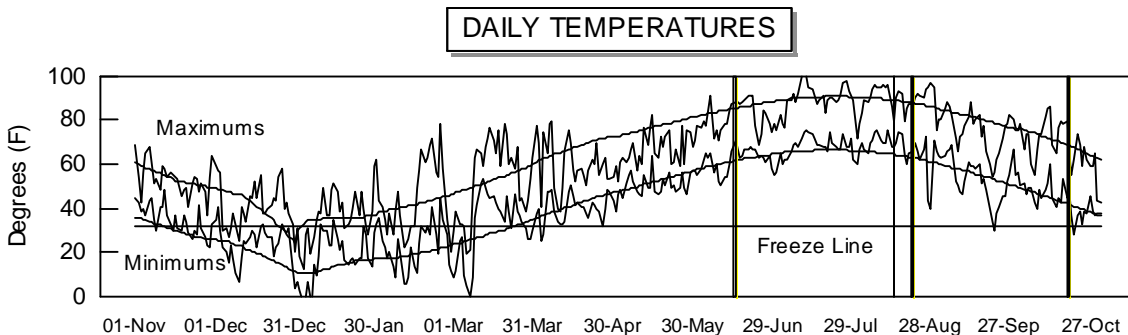
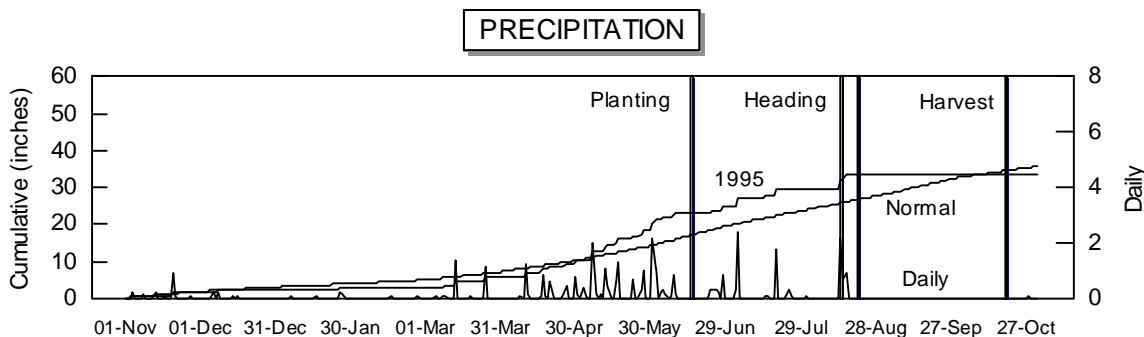
POPULATION: 35,000 plants/acre, 6 in. spacing

	EARLY	MEDIUM	LATE	ALL
STAND (%):	65	64	65	65
TEST YIELDS:				
Avg. (bu/a):	73	68	70	70
Range (bu/a):	68-83	52-83	52-84	52-84
L.S.D. (bu/a):	NS	8.8	8.2	10.4
C.V. (%):	8.4	9.4	8.5	9.3

BLOOM DATES: 8/14-8/17 8/15-8/20 8/16-8/21 8/14-8/21

1995 GROWING CONDITIONS:

Wet, cool conditions in April and May delayed planting. Germination was uneven and resulted in relatively poor stands. Profuse tillering helped plants overcome the low stands to a large extent. A freeze on September 22 injured immature heads, especially those on later-developing tillers. The freeze also slowed grain drying, forcing harvest at a high moisture content.



GROWING-SEASON WEATHER SUMMARY

Month	Precipitation		Average Temp.		GDD	
	1995	Normal	1995	Normal	1995	Normal
April	4.3	3.1	50	55	0	0
May	10.4	4.2	59	65	753	925
June	4.3	5.4	72	73	1125	1184
July	5.0	4.1	79	78	1387	1370
August	3.8	4.2	78	76	1371	1305
Sep.	0.0	4.7	64	68	900	1011
Oct.	0.0	3.0	56	56	674	692
Season Totals	27.8	28.6	65	67	6209	6487

TABLE 1. BROWN CO. GRAIN SORGHUM PERFORMANCE TEST RESULTS, 1993-95.

BRAND	HYBRID	ACRE YIELD, BUSHEL					YIELD AS %			94-95		1995						
		1995	1994	1993	2-Yr. AVG	3-Yr. AVG	OF TEST AVERAGE			Mois- ture %	Days to Blm	Mois- Days to Blm	Hds per Plnt	Lod- ging %	Plnt Ht. in. lb/bu	Test Wt. %	Final Stnd %	
							1995	1994	1993									
EARLY HYBRIDS																		
OHLDE(M/W GEN)	214	73	97	--	85	--	105	87	--	16	60	16	60	1.5	0	42	59	72
NC+	6B50	83	--	--	--	--	119	--	--	--	--	16	61	1.4	1	46	57	70
MATURITY CHECK	C 305	69	96	--	82	--	99	86	--	16	60	17	60	1.9	0	47	56	58
MATURITY CHECK	TX3042xTX2737	68	101	41	84	70	98	91	63	16	60	17	60	1.7	0	50	57	64
OHLDE(M/W GEN)	215	71	--	--	--	--	101	--	--	--	--	17	60	1.6	1	47	56	70
AGRIPRO	EX29766 EXP	71	--	--	--	--	103	--	--	--	--	17	63	1.5	0	43	56	72
AGRIPRO	AP 9210	74	--	--	--	--	106	--	--	--	--	18	60	1.9	0	42	57	52
Early Averages		73	104	61	89	79	104	94	94	16	61	17	61	1.7	0	45	57	65
Early C.V.(%)		8	6	--	--	--	8	6	--	--	--	10	1	14	355	3	3	12
Early L.S.D.(0.05)*		NS	11	14	--	--	NS	10	22	--	--	NS	1	NS	NS	2	NS	11
MEDIUM HYBRIDS																		
CARGILL	737	83	113	--	98	--	119	102	--	16	63	16	62	1.8	0	45	55	66
MYCOGEN	3838	66	--	--	--	--	95	--	--	--	--	16	62	1.5	0	42	56	64
GRI	57977	52	--	--	--	--	74	--	--	--	--	16	65	1.7	0	45	54	48
MATURITY CHECK	OK11xTX2741	71	90	--	81	--	102	81	--	16	62	17	61	1.4	0	44	57	69
NORTHRUP KING	X9326 EXP	68	--	--	--	--	97	--	--	--	--	17	61	2.1	1	43	58	64
MATURITY CHECK	WTLDxTX2737	71	108	--	90	--	102	98	--	16	63	17	63	1.7	0	46	55	68
OHLDE(M/W GEN)	136	65	100	61	83	75	94	90	94	16	65	17	65	1.4	0	45	55	68
PIONEER	8505	81	--	--	--	--	117	--	--	--	--	18	61	1.6	0	46	56	72
DEKALB	DK-45	69	--	--	--	--	99	--	--	--	--	18	62	1.6	2	51	52	65
GRI	47977	67	--	--	--	--	97	--	--	--	--	18	63	1.8	0	48	54	58
GRI	56977	55	--	--	--	--	78	--	--	--	--	18	63	1.7	1	46	54	56
CARGILL	775Y	70	110	--	90	--	101	99	--	17	63	19	63	1.6	0	44	55	68
CARGILL	575	72	108	56	90	79	103	98	86	17	64	19	63	1.6	1	46	55	65
AGRIPRO	EX9660 EXP	81	--	--	--	--	117	--	--	--	--	19	64	1.4	0	45	56	74
ASGROW	A531	74	--	--	--	--	106	--	--	--	--	19	65	1.4	0	46	53	68
NORTHRUP KING	X9322 EXP	72	--	--	--	--	103	--	--	--	--	19	65	2	0	43	57	62
NC+	7R37E	66	118	--	92	--	95	106	--	18	65	20	64	1.7	0	48	55	65
WILSON	535Y	72	123	67	97	87	103	110	102	18	63	21	62	1.8	0	53	52	66
CARGILL	X19225 EXP	75	--	--	--	--	107	--	--	--	--	21	64	1.8	0	48	53	60
DEKALB	DK-41y	53	105	67	79	75	75	95	103	18	64	21	64	2.3	0	47	49	50
DEKALB	DK-48	64	107	51	86	74	92	96	78	18	65	21	64	1.6	0	47	53	69
DELTAPINE	1505Y	70	107	64	88	80	100	96	98	18	63	21	64	1.5	0	45	55	73
MATURITY CHECK	RS 610	54	96	56	75	69	77	87	86	18	63	22	63	1.9	0	48	56	51
OHLDE(M/W GEN)	X899 EXP	58	--	--	--	--	84	--	--	--	--	22	65	1.6	0	46	51	61
CARGILL	X19207 EXP	73	--	--	--	--	104	--	--	--	--	22	66	1.4	1	49	50	71
DELTAPINE	1506	74	114	68	94	85	107	103	104	19	64	23	63	1.8	0	56	52	62
Medium Averages		68	108	61	88	79	98	97	94	17	64	19	63	1.7	0	47	54	64
Medium C.V.(%)		9	7	--	--	--	9	7	--	--	--	17	2	15	372	4	5	14
Med. L.S.D.(0.05)*		9	13	14	--	--	13	12	22	--	--	NS	2	0.4	NS	2	4	NS

(continued)

TABLE 1. BROWN CO. GRAIN SORGHUM PERFORMANCE TEST RESULTS, 1993-95.

BRAND	HYBRID	ACRE YIELD, BUSHEL					YIELD AS %			94-95		1995						
		1995	1994	1993	2-Yr. AVG	3-Yr. AVG	OF TEST			Mois- Days ture to % Blm	Mois-Days ture to % Blm	Hds Lod- per ging Plnt %	Plnt Ht. in. lb/bu	Test Wt. %	Final Std %			
							1995	1994	1993							AVERAGE		
LATE HYBRIDS																		
MYCOGEN	444E	82	114	--	98	--	118	103	--	15	65	15	63	1.8	0	50	58	60
CARGILL	837	76	109	70	92	85	109	98	108	16	63	16	62	2	0	51	55	64
MATURITY CHECK	TX2752xTX430	73	113	71	93	86	104	102	109	15	66	16	64	1.6	0	51	57	74
GOLDEN HARVEST	H-509	76	--	--	--	--	110	--	--	--	--	17	62	1.8	0	48	58	62
NORTHRUP KING	KS 735	74	115	66	94	85	107	103	101	16	64	17	62	1.6	1	48	56	68
OHLDE(M/W GEN)	350	67	115	74	91	85	97	103	113	16	65	17	62	1.8	0	49	55	67
TRIUMPH	TR65-G	74	99	68	87	80	106	89	104	16	65	17	62	1.6	4	47	55	67
DEKALB	DK-54	78	129	74	103	94	112	116	114	17	66	17	64	1.5	0	56	55	70
HOEGEMEYER	688	68	129	83	98	93	98	116	127	16	65	17	64	1.7	2	50	53	65
ICI	5536	70	121	--	95	--	100	109	--	17	65	18	62	1.6	1	47	56	67
HOEGEMEYER	671	65	114	62	89	80	93	102	95	16	63	18	63	1.5	2	49	54	68
OHLDE(M/W GEN)	240W	72	114	63	93	83	103	103	96	17	63	18	63	1.5	2	48	57	75
ASGROW	A570	84	126	--	105	--	120	113	--	17	67	18	65	1.3	0	54	55	76
HOEGEMEYER	6878	80	122	65	101	89	114	110	101	17	66	19	63	1.8	0	47	54	59
PIONEER	8310	71	--	64	--	--	102	--	98	--	--	20	63	1.4	0	52	54	70
AGRIPRO	AP 9850	71	125	--	98	--	102	112	--	18	68	20	65	1.5	0	51	54	68
PIONEER	8212Y	66	114	--	90	--	95	102	--	18	67	21	64	1.6	0	48	52	64
DEKALB	DK-56	63	122	73	92	86	90	110	113	19	66	21	65	1.5	0	55	52	64
MATURITY CHECK	TX2752xTX2783	77	126	--	101	--	110	113	--	18	68	21	65	1.5	0	52	54	64
WILSON	E9190W	66	--	--	--	--	94	--	--	--	--	21	65	2.1	0	53	54	50
FONTANELLE	5570	63	111	--	87	--	91	100	--	19	68	22	64	1.4	0	50	52	67
TRIUMPH	TR474	64	--	--	--	--	92	--	--	--	--	22	65	1.7	0	53	51	64
FONTANELLE	EXP 6300	79	--	--	--	--	113	--	--	--	--	23	66	1.8	0	46	50	58
DEKALB	DK-55	61	139	--	100	--	88	125	--	21	68	25	66	1.5	0	56	45	64
OHLDE(M/W GEN)	246Y	52	115	65	83	77	75	103	99	20	67	26	67	2	0	52	46	47
FONTANELLE	5588	63	125	73	94	87	91	113	112	23	68	31	65	1.6	0	55	47	61
TRIUMPH	TR481	63	--	--	--	--	90	--	--	--	--	31	65	1.5	0	54	46	74
WILSON	568E	67	108	80	88	85	97	97	124	25	67	33	66	1.6	0	55	48	64
Late Averages		70	114	70	92	85	101	103	108	18	66	21	64	1.6	0	51	53	65
Late C.V.(%)		9	7	--	--	--	9	7	--	--	--	11	2	18	300	3	4	13
Late L.S.D.(0.05)*		8	13	10	--	--	12	12	15	--	--	3	1	NS	NS	2	4	11
ALL HYBRIDS																		
Test Averages		70	111	65	90	82	70	111	65	17	65	20	63	1.7	0	48	54	65
C.V.(%)		9	8	--	--	--	9	8	--	--	--	14	2	16	333	3	4	13
L.S.D.(0.05)**		10	14	--	--	--	15	12	--	--	--	4	2	0.4	NS	2	4	14

* L.S.D. for comparing hybrids within a maturity grouping.

** L.S.D. for comparing hybrids in different maturity groups.

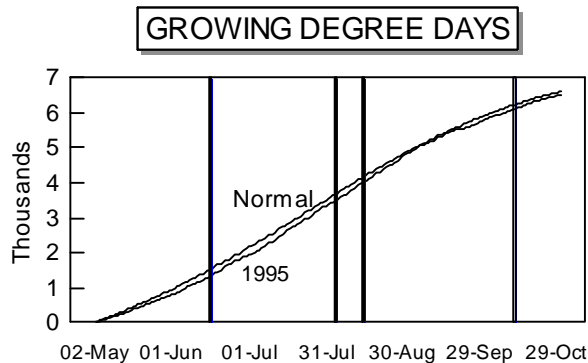
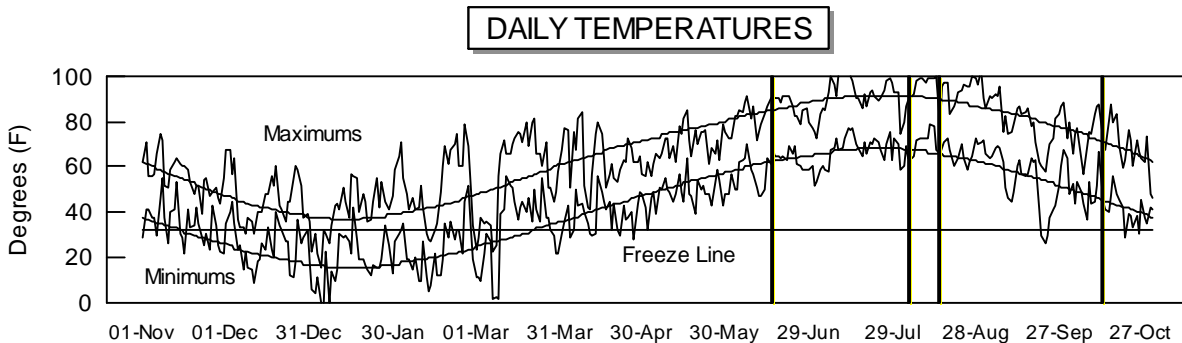
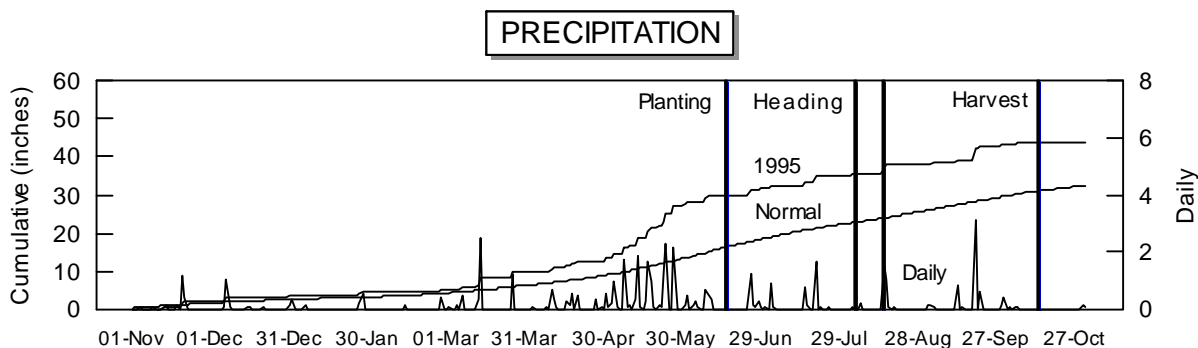
Unless two varieties differ by more than the L.S.D., little confidence can be placed in one being superior to the other.

NORTHEASTERN KANSAS ON SILT LOAM SOIL

LOCATION: Agronomy North Farm
Near Manhattan in **Riley County**
COOPERATORS: Kraig Roozeboom, agronomist
Karl Mannschreck, superintendent
TEST SITE: Ivan silt loam
Oats in 1994 and grain sorghum in 1993
FERTILIZATION: 100 lbs N/acre preplant
PLANTING DATE: June 6
HARVEST DATE: October 13
PEST CONTROL: Good
Furadan and Ramrod/Atrazine at planting
POPULATION: 35,000 plants/acre, 6 in. spacing

	EARLY	MEDIUM	LATE	ALL
STAND (%):	113	113	112	112
TEST YIELDS:				
Avg. (bu/a):	141	144	142	143
Range (bu/a):	136-145	121-161	99-163	99-163
L.S.D. (bu/a):	NS	10	9	11
C.V. (%):	5	6	5	6
BLOOM DATES:	8/4-8/8	8/5-8/14	8/11-8/15	8/4-8/15

1995 GROWING CONDITIONS:
Wet weather delayed planting, but stands were generally very good. High temperatures in July and August helped overcome the late start. Yields were very good considering the shortened growing season.



GROWING-SEASON WEATHER SUMMARY

Month	Precipitation		Average Temp.		GDD	
	1995	Normal	1995	Normal	1995	Normal
April	3.0	2.7	51	54	0	0
May	14.7	4.6	59	65	762	924
June	4.1	5.1	72	73	1146	1185
July	3.6	3.9	80	79	1428	1392
August	2.9	3.5	81	77	1443	1340
Sep.	5.4	3.8	67	69	986	1047
Oct.	0.3	2.8	57	57	725	710
Season Totals	34.0	26.3	67	68	6489	6596

TABLE 2. RILEY CO. GRAIN SORGHUM PERFORMANCE TEST RESULTS, 1993-95.

BRAND	HYBRID	ACRE YIELD, BUSHELS					YIELD AS %			94-95		1995					
		1995	1994	2-Yr. 3-Yr.		AVG	OF TEST AVERAGE			Mois- ture %	Days to Blm	Mois- Days to Blm	Hds per Plnt	Plnt Ht. in.	Test Wt. lb/bu	Final Stnd %	
				1993	AVG		1995	1994	1993								
EARLY HYBRIDS																	
OHLDE(M/W GEN)	215	144	--	--	--	--	101	--	--	--	--	13	63	1.3	52	60	116
MATURITY CHECK	C 305	137	117	--	127	--	96	89	--	14	59	14	59	1.5	52	58	110
MATURITY CHECK	TX3042xTX2737	142	105	103	124	117	100	80	103	15	61	14	61	1.7	56	59	100
OHLDE(M/W GEN)	214	145	110	--	127	--	102	84	--	15	61	14	61	1.4	48	59	116
DELTAPINE	1490Y	141	138	--	139	--	99	105	--	15	63	14	62	1.5	50	59	127
ASGROW	SENECA	136	151	--	143	--	95	115	--	14	63	14	63	1.6	47	61	101
DEKALB	DK-39	139	128	--	133	--	97	97	--	14	63	14	63	1.5	50	59	122
Early Averages		141	122	101	131	121	99	93	101	14	62	14	62	1.5	51	59	113
Early C.V.(%)		5	6	--	--	--	5	6	--	--	--	4	2	6	6	1	7
Early L.S.D.(0.05)*		NS	8	13	--	--	NS	6	13	--	--	NS	2	0.1	3	NS	10
MEDIUM HYBRIDS																	
ASGROW	XP3282 EXP	128	--	--	--	--	90	--	--	--	--	13	60	1.3	45	61	124
MATURITY CHECK	RS 610	121	112	89	117	108	85	85	89	14	62	13	62	1.2	55	58	105
MATURITY CHECK	OK11xTX2741	130	130	--	130	--	91	99	--	14	64	13	63	1.2	45	60	119
PIONEER	8500	141	138	--	140	--	99	105	--	14	64	13	63	1.5	51	61	112
CARGILL	737	151	152	--	152	--	106	116	--	14	66	13	64	1.5	49	58	101
CARGILL	575	136	132	89	134	119	96	101	89	14	66	13	65	1.3	50	61	118
PIONEER	8505	152	144	108	148	135	107	110	108	15	63	14	61	1.3	53	60	119
ASGROW	A504	147	133	112	140	131	103	101	112	14	66	14	64	1.2	50	59	126
DEKALB	DK-48	145	137	101	141	128	102	105	101	15	65	14	64	1.4	53	60	122
DEKALB	DK-40y	137	119	93	128	116	96	90	93	14	64	14	64	1.4	50	60	113
DELTAPINE	1506	161	142	97	151	133	113	108	97	15	67	14	64	1.3	64	58	114
GRI	54977	140	--	--	--	--	98	--	--	--	--	14	64	1.7	53	58	98
MATURITY CHECK	WTLDxTX2737	151	136	--	144	--	106	104	--	15	64	14	64	1.3	49	60	113
CARGILL	775Y	133	131	--	132	--	94	100	--	14	66	14	65	1.5	48	60	106
DELTAPINE	1505Y	123	123	--	123	--	86	93	--	14	66	14	65	1.2	48	60	112
DEKALB	DK-45	156	--	--	--	--	110	--	--	--	--	14	66	1.2	56	59	119
GRI	23977	145	--	--	--	--	102	--	--	--	--	14	66	1.6	55	59	96
OHLDE(M/W GEN)	136	137	135	103	136	125	96	103	103	15	66	14	66	1.5	49	60	98
NC+	7R37E	150	--	--	--	--	105	--	--	--	--	14	67	1.2	54	61	128
OHLDE(M/W GEN)	X899 EXP	149	--	--	--	--	104	--	--	--	--	14	67	1.3	53	61	111
CARGILL	X19225 EXP	158	--	--	--	--	111	--	--	--	--	14	68	1.2	50	60	120
GRI	16977	149	--	--	--	--	105	--	--	--	--	14	68	1.6	57	58	98
CARGILL	X19207 EXP	161	--	--	--	--	113	--	--	--	--	14	69	1.3	54	59	121
Medium Averages		144	135	101	139	127	101	103	101	14	65	14	65	1.4	52	60	113
Medium C.V.(%)		6	9	--	--	--	6	9	--	--	--	1	2	15	4	1	11
Med. L.S.D.(0.05)*		10	14	13	--	--	7	11	13	--	--	0	1	0.2	2	1	14

(continued)

TABLE 2. RILEY CO. GRAIN SORGHUM PERFORMANCE TEST RESULTS, 1993-95.

BRAND	HYBRID	ACRE YIELD, BUSHEL					YIELD AS %			94-95		1995					
		1995	1994	1993	2-Yr. 3-Yr.		OF TEST AVERAGE			Mois- ture %	Days to Blm	Mois- Days to Blm	Hds per Plnt	Plnt Ht. in.	Test Wt. lb/bu	Final Stnd %	
					AVG	AVG	1995	1994	1993								
LATE HYBRIDS																	
MYCOGEN	444E	139	136	107	138	128	98	104	107	15	68	14	66	1.9	53	30	88
DEKALB	DK-51	142	137	102	139	127	99	105	102	14	69	14	67	1.4	51	30	116
ICI	5514Y	139	153	117	146	136	97	117	117	14	68	14	67	1.7	52	29	113
NORTHRUP KING	KS 735	146	151	--	149	--	103	115	--	14	68	14	67	1.2	52	30	126
OHLDE(M/W GEN)	240W	121	122	90	122	111	85	93	90	14	68	14	67	1.3	53	30	110
CARGILL	837	150	147	105	148	134	105	112	105	15	70	14	68	1.3	54	30	121
OHLDE(M/W GEN)	134	137	123	--	130	--	96	94	--	15	70	14	68	1.3	57	30	103
OHLDE(M/W GEN)	350	156	124	105	140	128	109	95	105	15	70	14	68	1.2	56	30	124
ASGROW	A570	163	--	--	--	--	114	--	--	--	--	14	70	1.3	59	30	125
MATURITY CHECK	TX2752xTX430	160	130	99	145	130	112	99	99	15	70	15	67	1.2	57	30	125
PIONEER	8310	142	137	110	140	130	100	104	110	15	68	15	67	1.2	58	29	125
OHLDE(M/W GEN)	246Y	99	121	93	110	104	69	92	93	15	68	15	68	2.3	53	29	55
MATURITY CHECK	TX2752xTX2783	153	149	--	151	--	107	114	--	16	71	15	69	1.2	57	30	117
DEKALB	DK-55	137	148	--	143	--	96	113	--	16	72	17	70	1.2	59	28	119
Late Averages		142	133	99	137	124	99	101	99	15	69	14	68	1.4	55	29	112
Late C.V.(%)		5	10	--	--	--	5	10	--	--	--	2	2	20	3	3	9
Late L.S.D.(0.05)*		9	18	11	--	--	6	14	11	--	--	0	1	0.3	2	1	12
ALL HYBRIDS																	
Test Averages		143	131	100	137	125	143	131	100	15	66	14	65	1.4	53	59	112
C.V.(%)		6	9	--	--	--	6	9	--	--	--	3	2	16	4	1	10
L.S.D.(0.05)**		11	17	--	--	--	8	13	--	--	--	1	2	0.3	3	1	15

* L.S.D. for comparing hybrids within a maturity grouping.

** L.S.D. for comparing hybrids in different maturity groups.

Unless two varieties differ by more than the L.S.D., little confidence can be placed in one being superior to the other.

EAST CENTRAL KANSAS ON SILT LOAM SOIL

LOCATION: East Central Kansas Experiment Field
South of Ottawa in **Franklin County**

COOPERATORS: Keith Janssen, agronomist
Edwin Horstick, technician

TEST SITE: Woodson silt loam
Soybeans in 1994, sorghum in 1993

FERTILIZATION: 70 lbs N/acre preplant
34 lbs P₂O₅/acre preplant
11 lbs K₂O/acre preplant

PLANTING DATE: June 19

HARVEST DATE: November 7

PEST CONTROL: Good
Ramrod/Atrazine at planting

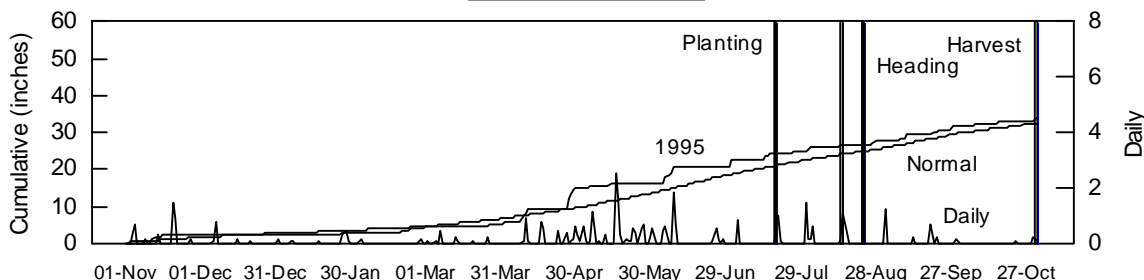
POPULATION: 35,000 plants/acre, 6 in. spacing

	EARLY	MEDIUM	LATE	ALL
STAND (%):	--	86	91	88
TEST YIELDS:				
Avg. (bu/a):	--	102	100	101
Range (bu/a):	--	58-124	70-124	58-124
L.S.D. (bu/a):	--	12	15.8	13.4
C.V. (%):	--	8.6	6.1	8.2
BLOOM DATES:	--	8/14-8/20	8/18-8/23	8/14-8/23

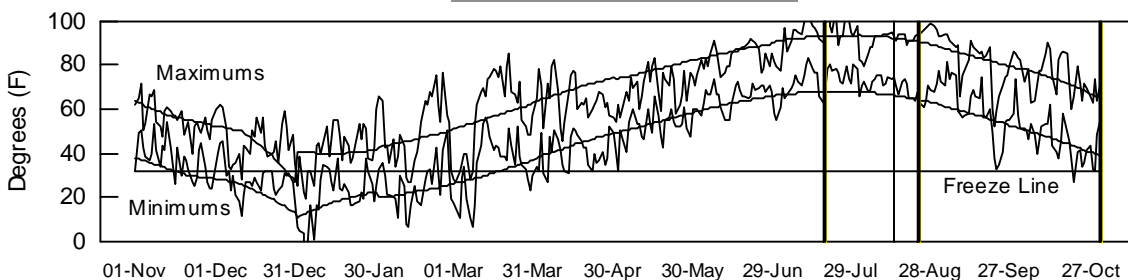
1995 GROWING CONDITIONS:

Wet weather conditions delayed planting until late June. The resulting stands were less than desired, but tillering helped to minimize the effects of the low stands. The late planting carried through to a late harvest. Grain moisture was still relatively high at harvest in early November. The late harvest resulted in some lodging. Severe lodging likely contributed to lower yields in several entries.

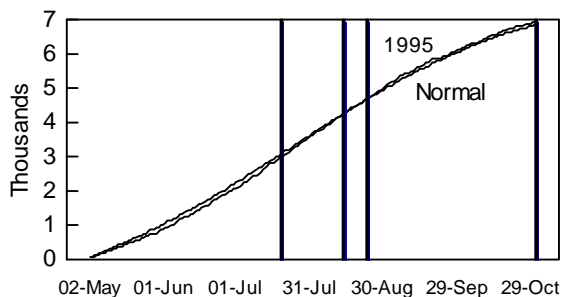
PRECIPITATION



DAILY TEMPERATURES



GROWING DEGREE DAYS



GROWING-SEASON WEATHER SUMMARY

Month	Precipitation		Average Temp.		GDD	
	1995	Normal	1995	Normal	1995	Normal
April	3.9	2.9	53	57	0	0
May	10.1	4.2	61	66	819	965
June	4.4	4.9	75	75	1222	1222
July	4.3	4.0	84	80	1554	1431
August	2.5	3.2	81	79	1462	1386
Sep.	2.5	4.1	70	70	1094	1080
Oct.	0.3	2.7	60	59	798	773
Season Totals	28.0	26.0	69	69	6948	6856

TABLE 3. FRANKLIN CO. GRAIN SORGHUM PERFORMANCE TEST RESULTS, 1993-95.

BRAND	HYBRID	ACRE YIELD, BUSHEL					YIELD AS %			94-95		1995						
		1995	1994	1993	2-Yr. AVG	3-Yr. AVG	OF TEST AVERAGE			Mois- Days ture to %	Blm	Mois-Days ture to %	Blm	Hds per Plnt %	Lod- ging	Plnt Ht. in. lb/bu	Test Wt. %	Final Stnd %
							1995	1994	1993									
EARLY AND MEDIUM HYBRIDS																		
MATURITY CHECK	TX3042xTX2737	104	148	91	126	114	103	95	94	16	58	17	58	1.7	5	60	58	86
TRIUMPH	TR459	106	--	--	--	--	104	--	--	--	--	17	58	1.4	1	49	58	91
CARGILL	737	109	166	--	138	--	107	106	--	16	61	17	59	1.4	3	56	56	92
MATURITY CHECK	OK11xTX2741	94	134	--	114	--	93	86	--	16	60	17	59	1.5	3	51	57	84
NORTHRUP KING	KS 555Y	117	154	86	136	119	116	98	89	16	60	17	59	1.8	3	61	57	88
PIONEER	8500	119	--	--	--	--	117	--	--	--	--	17	59	1.8	3	55	58	90
CARGILL	X19225 EXP	124	--	--	--	--	123	--	--	--	--	17	60	1.4	3	56	57	99
CARGILL	575	97	160	87	129	115	96	102	89	16	62	17	61	1.5	11	58	59	85
OHLDE(M/W GEN)	214	108	156	--	132	--	107	99	--	16	58	18	56	1.7	2	54	57	85
NORTHRUP KING	X9326 EXP	116	--	--	--	--	115	--	--	--	--	18	58	1.7	3	54	57	93
OHLDE(M/W GEN)	215	86	--	--	--	--	85	--	--	--	--	18	58	1.6	25	56	54	86
DEKALB	DK-45	123	--	--	--	--	121	--	--	--	--	18	59	1.5	2	58	57	87
DELTAPINE	1506	118	154	93	136	122	117	98	95	16	61	18	59	1.6	2	67	58	84
NC+	7R37E	101	--	--	--	--	99	--	--	--	--	18	59	1.3	8	60	58	116
ASGROW	A504	90	165	--	128	--	89	105	--	16	63	18	60	1.4	7	54	57	89
ASGROW	A531	115	--	--	--	--	114	--	--	--	--	18	60	1.1	1	57	56	110
CENTURY II	GB7042-E	96	152	--	124	--	95	97	--	16	62	18	60	2	22	55	57	81
DELANGE	DS 131	105	153	99	129	119	104	98	102	16	61	18	60	1.8	3	55	55	82
MATURITY CHECK	WTLDxTX2737	103	166	--	134	--	101	106	--	16	61	18	60	1.7	2	55	56	84
OHLDE(M/W GEN)	X899 EXP	102	--	--	--	--	101	--	--	--	--	18	60	1.5	8	57	60	92
CARGILL	775Y	107	161	--	134	--	106	103	--	16	62	18	61	1.6	2	54	57	85
DELANGE	DS 125C	96	148	--	122	--	95	95	--	16	62	18	61	1.5	2	60	56	86
DELTAPINE	1505Y	92	158	96	125	116	91	101	99	16	63	18	61	1.6	2	55	56	83
NORTHRUP KING	KS 710	110	160	100	135	123	108	102	103	16	61	18	61	2	2	54	58	83
OHLDE(M/W GEN)	136	101	144	94	122	113	99	92	97	16	62	18	61	1.9	2	55	56	68
CARGILL	X19207 EXP	111	--	--	--	--	110	--	--	--	--	18	62	1.6	1	57	56	79
CENTURY II	GB8041-W	111	149	--	130	--	110	95	--	16	63	18	62	1.6	3	58	57	80
NORTHRUP KING	X9322 EXP	104	--	--	--	--	102	--	--	--	--	18	62	2	1	50	59	78
MATURITY CHECK	C 305	73	135	--	104	--	72	86	--	17	57	19	56	2	38	55	53	75
CENTURY II	GB5543-E	78	--	--	--	--	77	--	--	--	--	19	57	1.8	74	62	55	84
MATURITY CHECK	RS 610	58	135	75	96	89	57	86	77	17	60	20	59	1.8	71	61	53	63
Medium Averages		102	156	93	129	117	101	99	96	16	62	18	59	1.6	10	56	57	86
Medium C.V.(%)		9	6	--	--	--	9	6	--	--	--	3	1	13	74	3	3	14
Med. L.S.D.(0.05)*		12	15	15	--	--	12	10	15	--	--	1	1	0.3	10	2	NS	17

(continued)

TABLE 3. FRANKLIN CO. GRAIN SORGHUM PERFORMANCE TEST RESULTS, 1993-95.

BRAND	HYBRID	ACRE YIELD, BUSHELS					YIELD AS %			94-95		1995						
		1995	1994	1993	2-Yr. 3-Yr.		OF TEST			Mois- Days ture to % Blm	Mois-Days ture to % Blm	Hds Lod- per ging Plnt %	Plnt Ht. in. lb/bu	Test Wt. %	Final Stnd %			
					AVG	AVG	1995	1994	1993									
LATE HYBRIDS																		
CARGILL	837	103	153	104	128	120	101	98	108	16	62	17	60	1.5	1	57	59	95
HOEGEMEYER	688	107	145	103	126	119	106	93	106	16	63	17	61	1.5	4	58	56	94
DEKALB	DK-51	103	155	103	129	120	101	99	106	16	62	18	60	1.4	4	57	53	97
GOLDEN HARVEST	H-509	95	--	--	--	--	94	--	--	--	--	18	60	1.6	10	56	58	87
MYCOGEN	444E	106	155	--	130	--	105	99	--	16	63	18	60	2	6	57	55	67
OHLDE(M/W GEN)	350	93	171	112	132	126	92	109	116	16	63	18	60	1.5	9	58	56	95
PIONEER	8310	124	150	96	137	123	122	96	99	16	63	18	60	1.2	3	63	59	114
DELANGE	DS 151	107	158	100	132	122	106	100	103	16	64	18	61	1.5	4	58	58	89
FONTANELLE	5588	106	156	94	131	119	105	99	97	16	65	18	61	1.3	2	66	60	99
HOEGEMEYER	6878	110	159	107	134	125	108	101	111	16	64	18	61	1.8	2	56	58	73
MATURITY CHECK	TX2752xTX430	118	158	104	138	127	117	101	107	16	63	18	61	1.6	4	60	55	90
NORTHRUP KING	KS 735	103	149	115	126	122	102	95	118	17	62	18	61	1.6	9	57	55	95
OHLDE(M/W GEN)	240W	109	142	87	125	112	108	90	90	16	63	18	61	1.3	1	58	58	99
TRIUMPH	TR65-G	92	163	98	127	118	91	104	101	17	63	18	61	1.7	12	59	57	81
ASGROW	A570	91	177	94	134	121	90	113	97	16	64	18	62	1.2	18	65	55	107
DEKALB	DK-58	107	187	106	147	133	105	119	110	17	65	18	62	1.7	4	61	57	79
FONTANELLE	EXP 6300	101	--	--	--	--	100	--	--	--	--	18	62	1.6	8	54	59	87
HOEGEMEYER	671	102	146	101	124	116	100	93	104	16	63	18	62	1.5	1	58	58	86
ICI	5514Y	107	174	93	141	125	106	111	96	16	65	18	62	1.7	1	57	55	95
MATURITY CHECK	TX2752xTX2783	70	170	--	120	--	69	109	--	17	66	18	62	1.3	22	60	58	98
NC+	7R83	102	--	--	--	--	101	--	--	--	--	18	62	1.2	3	59	55	104
DEKALB	DK-54	102	166	103	134	124	101	106	107	17	66	18	63	1.4	4	64	54	94
DEKALB	DK-56	100	160	93	130	118	99	102	96	16	66	18	63	1.3	4	64	58	98
TRIUMPH	TR474	86	172	--	129	--	85	110	--	16	65	18	64	1.4	3	64	56	93
OHLDE(M/W GEN)	246Y	91	159	70	125	107	90	102	72	16	65	18	65	1.9	4	64	57	77
CENTURY II	GB9140-E	82	174	--	128	--	81	111	--	17	64	19	62	1.7	25	57	56	71
FONTANELLE	5570	92	153	--	123	--	91	97	--	17	65	19	62	1.3	4	58	54	95
DEKALB	DK-55	103	176	--	139	--	102	112	--	17	66	19	63	1.4	4	66	50	92
Late Averages		100	159	100	130	120	99	101	103	16	64	18	62	1.5	6	60	56	91
Late C.V.(%)		7	6	--	--	--	7	6	--	--	--	3	1	15	109	3	4	15
Late L.S.D.(0.05)*		10	16	14	--	--	9	10	14	--	--	NS	1	0.3	9	3	3	18
ALL HYBRIDS																		
Test Averages		101	157	97	129	118	101	157	97	16	63	18	60	1.6	8	58	57	88
C.V.(%)		8	6	--	--	--	8	6	--	--	--	3	1	14	84	3	3	14
L.S.D.(0.05)**		13	15	--	--	--	13	10	--	--	--	1	1	0.4	11	3	4	21

* L.S.D. for comparing hybrids within a maturity grouping.

** L.S.D. for comparing hybrids in different maturity groups.

Unless two varieties differ by more than the L.S.D., little confidence can be placed in one being superior to the other.

EAST CENTRAL KANSAS ON SILTY CLAY SOIL

LOCATION: ImMasche Research Center
East of Strong City in **Chase County**
COOPERATORS: Kraig Roozeboom, agronomist
Gene Eidman, tenant

TEST SITE: Osage silty clay
Soybeans in 1994; soybeans 1993

FERTILIZATION: 50 lbs N/acre preplant
32 lbs N/acre at planting

PLANTING DATE: June 19

HARVEST DATE: October 29

PEST CONTROL:

Ramrod/Atrazine at planting, hand weeding later in the season, near heading time

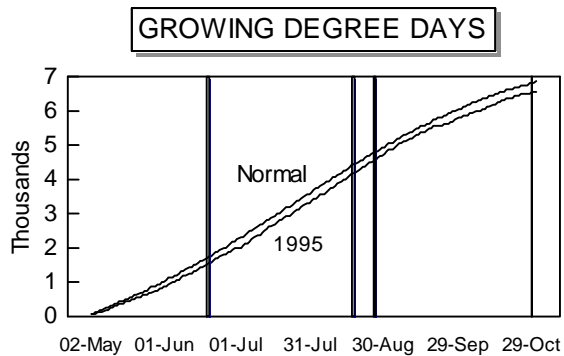
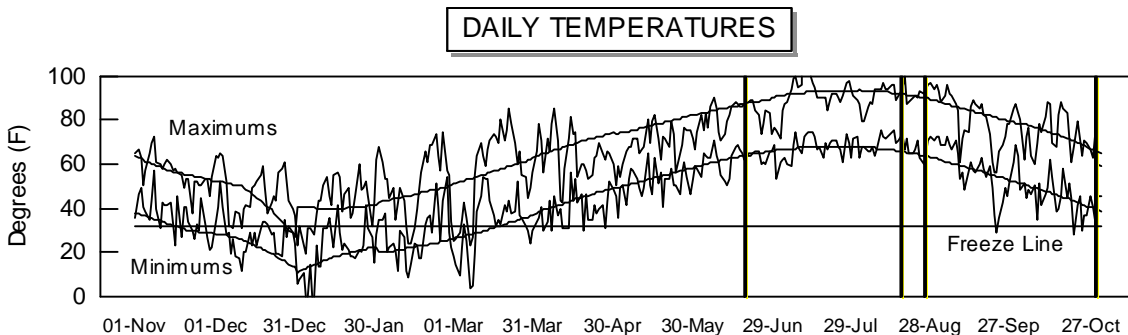
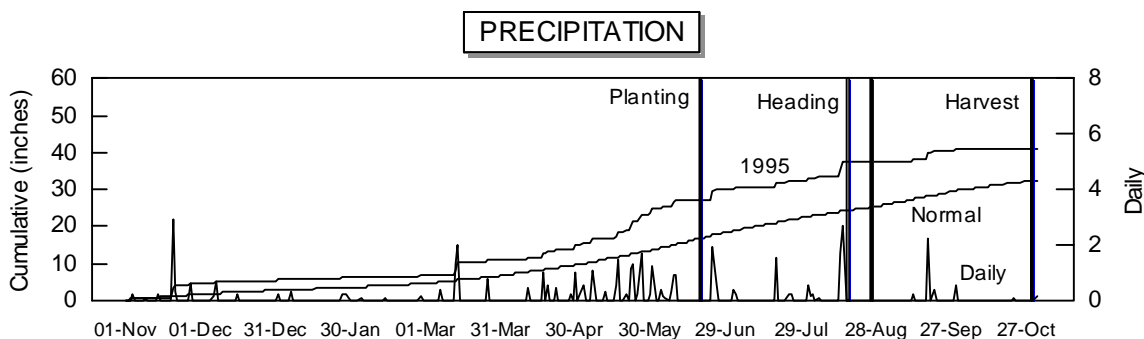
POPULATION: 35,000 plants/acre, 6 in. spacing

	EARLY	MEDIUM	LATE	ALL
STAND (%):	--	82	82	82
TEST YIELDS:				
Avg. (bu/a):	--	84	83	83.7
Range (bu/a):	--	72-102	51-103	51-103
L.S.D. (bu/a):	--	11	9	12
C.V. (%):	--	11	9	11

BLOOM DATES: -- 8/17-8/22 8/18-8/26 8/17-8/26

1995 GROWING CONDITIONS:

Wet conditions delayed planting much beyond the optimum date for this location. Cool temperatures in early July caused plants to get off to a slow start. Very warm temperatures in late July and August helped move things along, but most hybrids were not fully mature by the late-September freeze. Dry-down was very slow after the freeze, delaying harvest until late October.



GROWING-SEASON WEATHER SUMMARY

Month	Precipitation		Average Temp.		GDD	
	1995	Normal	1995	Normal	1995	Normal
April	3.6	2.9	52	57	0	0
May	10.0	4.2	60	66	802	965
June	5.1	4.9	72	75	1147	1222
July	2.5	4.0	80	80	1420	1431
August	5.4	3.2	80	79	1440	1386
Sep.	3.4	4.1	68	70	1018	1080
Oct.	0.2	2.7	59	59	764	773
Season Totals	30.2	26.0	67	69	6590	6856

TABLE 4. CHASE CO. GRAIN SORGHUM PERFORMANCE TEST RESULTS, 1993-95.

BRAND	HYBRID	ACRE YIELD, BUSHELS					YIELD AS %			94-95		1995						
		1995	1994	1993	2-Yr. AVG	3-Yr. AVG	OF TEST AVERAGE			Mois- ture %	Days to Blm	Mois- Days to Blm	Hds per Plnt	Lod- ging %	Plnt Ht. in. lb/bu	Test Wt. Std %	Final Stnd %	
							1995	1994	1993									
EARLY AND MEDIUM HYBRIDS																		
MATURITY CHECK	C 305	91	--	--	--	--	108	--	--	13	54	13	59	1.6	1	50	56	78
OHLDE(M/W GEN)	214	84	--	--	--	--	100	--	--	13	56	13	59	1.3	1	44	59	94
MATURITY CHECK	OK11xTX2741	81	72	--	76	--	97	76	--	13	57	13	60	1.3	2	45	57	88
MATURITY CHECK	RS 610	84	66	96	75	82	100	70	95	13	56	13	60	1.4	1	49	57	75
OHLDE(M/W GEN)	215	84	--	--	--	--	101	--	--	--	--	13	60	1.4	3	47	52	78
PIONEER	8505	97	105	100	101	101	116	111	99	13	57	13	60	1.4	2	48	59	86
DEKALB	DK-45	102	--	--	--	--	121	--	--	--	--	13	61	1.2	1	50	55	94
DELTAPINE	1506	90	107	105	98	100	107	113	104	13	59	13	62	1.2	1	56	54	90
HOEGEMEYER	6710	92	89	74	90	85	109	94	73	13	59	13	62	1.2	1	46	52	92
MATURITY CHECK	WTLDxTX2737	84	109	--	96	--	100	115	--	13	59	13	62	1.3	1	46	57	89
NORTHRUP KING	KS 710	85	111	108	98	101	101	117	107	13	58	13	62	1.8	0	46	57	72
DELANGE	DS 125C	72	94	--	83	--	86	99	--	13	60	13	63	1.3	2	52	55	80
OHLDE(M/W GEN)	X899 EXP	84	--	--	--	--	100	--	--	--	--	13	63	1.3	0	50	58	89
NORTHRUP KING	X9322 EXP	86	--	--	--	--	103	--	--	--	--	13	64	1.7	1	44	58	80
NORTHRUP KING	KS 714Y	82	97	106	90	95	98	103	105	13	60	13	64	1.4	1	47	56	69
MATURITY CHECK	TX3042xTX2737	79	--	91	--	--	94	--	90	14	56	14	60	1.7	2	51	56	70
DEKALB	DK-40y	80	--	91	--	--	96	--	90	13	58	14	61	1.3	1	47	55	84
DELANGE	DS 131	73	--	--	--	--	88	--	--	--	--	14	61	1.4	1	47	57	78
DELTAPINE	1505Y	77	--	93	--	--	92	--	93	--	--	14	63	1.2	1	47	56	94
OHLDE(M/W GEN)	136	75	100	--	88	--	90	106	--	14	61	15	64	1.7	0	47	52	63
Medium Averages		84	87	93	86	88	100	92	92	13	58	13	61	1.4	1	48	56	82
Medium C.V.(%)		11	15	--	--	--	11	15	--	--	--	3	1	13	155	3	5	12
Med. L.S.D.(0.05)*		11	19	15	--	--	13	21	15	--	--	1	1	0.2	NS	1	NS	12
LATE HYBRIDS																		
NORTHRUP KING	KS 735	93	102	--	97	--	111	108	--	13	58	13	60	1.4	1	48	55	87
MATURITY CHECK	TX2752xTX430	103	95	111	99	103	123	101	110	13	59	13	61	1.3	0	50	55	92
DELANGE	DS 151	96	103	112	100	104	115	109	111	13	59	13	62	1.4	0	51	53	83
MATURITY CHECK	TX2752xTX2783	85	103	--	94	--	102	109	--	14	61	13	62	1.3	0	54	58	86
PIONEER	8310	85	95	121	90	100	102	100	120	14	59	14	61	1.3	1	56	55	89
HOEGEMEYER	671	81	98	107	90	95	97	104	106	14	60	14	63	1.2	0	49	52	86
HOEGEMEYER	6878	79	--	116	--	--	95	--	115	--	--	14	63	1.7	3	50	57	70
DEKALB	DK-56	85	104	112	94	100	101	110	111	14	61	14	65	1.4	1	56	57	77
MYCOGEN	466W	72	99	--	86	--	86	105	--	14	60	15	62	1.3	2	50	54	90
DEKALB	DK-55	85	109	--	97	--	102	115	--	14	62	15	68	1.3	3	58	48	84
OHLDE(M/W GEN)	246Y	51	93	--	72	--	60	99	--	15	62	16	66	1.8	3	55	43	60
Late Averages		83	97	109	90	97	99	103	108	14	60	14	63	1.4	1	52	53	82
Late C.V.(%)		9	16	--	12	--	11	16	--	3	3	5	1	12	219	3	4	14
Late L.S.D.(0.05)*		9	22	10	15	14	9	23	10	1	2	1	1	0.2	NS	2	4	14
ALL HYBRIDS																		
Test Averages		84	95	101	89	93	84	95	101	13	59	14	62	1.4	1	49	55	82
C.V.(%)		10	17	--	--	--	10	17	--	--	--	4	1	12	185	3	5	13
L.S.D.(0.05)**		12	22	--	--	--	15	23	--	--	--	1	1	0.2	NS	2	6	15

* L.S.D. for comparing hybrids within a maturity grouping.

** L.S.D. for comparing hybrids in different maturity groups.

Unless two varieties differ by more than the L.S.D., little confidence can be placed in one being superior to the other.

SOUTHEASTERN KANSAS ON SILT LOAM SOIL

LOCATION: Southeast Agricultural Research Center
Near Parsons in **Labette County**

COOPERATORS: Kenneth Kelley, agronomist

TEST SITE: Parsons silt loam

Double-cropped wheat and soybeans in 1994

FERTILIZATION: 115 lbs N/acre preplant
60 lbs P₂O₅/acre preplant
60 lbs K₂O/acre preplant

PLANTING DATE: June 20

HARVEST DATE: October 26

PEST CONTROL: Good

Bicep at planting

POPULATION: 35,000 plants/acre, 6 in. spacing

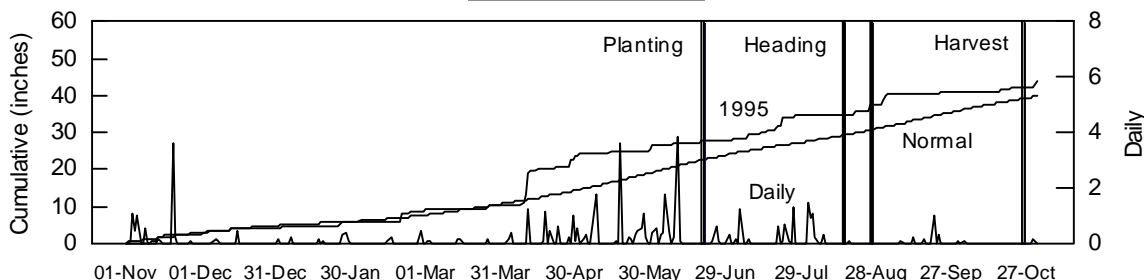
	EARLY	MEDIUM	LATE	ALL
STAND (%):	81	84	85	84
TEST YIELDS:				
Avg. (bu/a):	77	83	91	86
Range (bu/a):	67-88	43-98	79-101	43-101
L.S.D. (bu/a):	7.6	9.3	9.8	11.0
C.V. (%):	6.8	8.2	7.9	7.9

BLOOM DATES: 8/15-8/20 8/16-8/24 8/20-8/27 8/5-8/27

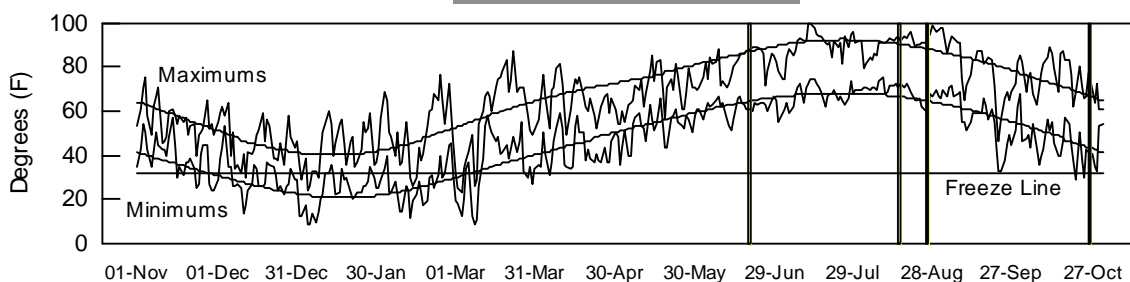
1995 GROWING CONDITIONS:

The wet spring weather delayed planting until late June. Temperatures in July, August, and early September often exceeded 90°F, helping to speed maturity. Cool temperatures in late September did not kill plants but slowed further grain development. A late infestation of corn earworm and fall armyworm after flowering was controlled with Lorsban and caused little damage. Fusarium stalk rot resulted in some lodging, especially for the early maturing hybrids.

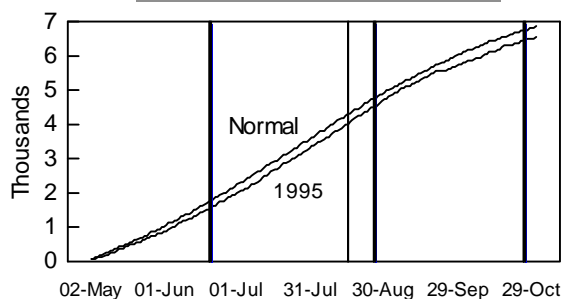
PRECIPITATION



DAILY TEMPERATURES



GROWING DEGREE DAYS



GROWING-SEASON WEATHER SUMMARY

Month	Precipitation		Average Temp.		GDD	
	1995	Normal	1995	Normal	1995	Normal
April	5.2	3.7	54	58	0	0
May	10.4	5.0	61	66	817	965
June	10.5	4.7	72	75	1132	1215
July	4.1	3.5	79	80	1383	1418
August	4.0	3.9	80	78	1430	1371
Sep.	1.8	4.5	67	70	1005	1095
Oct.	0.2	3.8	60	60	791	791
Season Totals	36.2	29.2	67	69	6557	6853

TABLE 5. LABETTE CO. GRAIN SORGHUM PERFORMANCE TEST RESULTS, 1993-95.

BRAND	HYBRID	ACRE YIELD, BUSHEL					YIELD AS %			94-95		1995						
		1995	1994	1993	2-Yr. AVG	3-Yr. AVG	OF TEST			Mois- ture %	Days to Blm	Mois- Days to Blm	Hds per Plnt	Lod- ging %	Plnt Ht. in. lb/bu	Test Wt. %	Final Stnd %	
							1995	1994	1993									AVERAGE
EARLY HYBRIDS																		
MATURITY CHECK	C 305	69	123	--	96	--	81	94	--	15	51	14	50	1.8	3	52	58	72
OHLDE(M/W GEN)	214	67	140	--	104	--	79	107	--	15	53	14	50	1.8	0	47	60	84
CENTURY II	GB5543-E	74	134	--	104	--	86	103	--	15	54	14	51	1.7	9	53	59	83
MATURITY CHECK	TX3042xTX2737	77	127	94	102	99	90	97	96	15	54	14	51	1.8	1	55	59	75
OHLDE(M/W GEN)	215	88	--	--	--	--	102	--	--	--	--	15	52	1.4	0	52	60	90
OHLDE(M/W GEN)	222C	73	120	--	97	--	85	92	--	15	56	15	54	1.8	0	49	59	80
CARGILL	X12059 EXP	88	--	--	--	--	103	--	--	--	--	15	55	1.8	0	51	60	84
Early Averages		77	125	97	101	100	89	96	98	15	54	14	52	1.7	2	51	59	81
Early C.V.(%)		7	4	--	--	--	7	4	--	--	--	2	1	8	84	3	1	8
Early L.S.D.(0.05)*		8	9	9	--	--	9	7	9	--	--	0	1	0.2	2	2	1	NS
MEDIUM HYBRIDS																		
PIONEER	8500	83	133	101	108	106	97	102	103	15	56	13	53	1.7	0	52	61	84
MATURITY CHECK	OK11xTX2741	73	130	--	101	--	85	100	--	15	54	14	51	1.5	0	45	60	91
NORTHROP KING	X9326 EXP	83	--	--	--	--	96	--	--	--	--	14	51	1.9	0	51	62	82
MATURITY CHECK	RS 610	43	114	84	78	80	50	87	86	15	55	14	53	1.6	30	51	58	88
NORTHROP KING	KS 555Y	90	133	85	111	103	105	102	87	15	55	14	53	1.7	0	54	61	91
DELANGE	DS 125C	78	115	--	96	--	91	88	--	15	57	14	54	1.6	0	51	61	84
DELANGE	DS 131	81	--	98	--	--	95	--	100	--	--	14	54	1.7	0	49	60	83
CARGILL	575	78	139	88	109	102	91	107	90	15	58	14	55	1.7	0	49	61	79
CARGILL	775Y	89	133	--	111	--	104	102	--	15	58	14	55	1.5	1	50	60	96
CARGILL	737	77	132	--	105	--	90	101	--	15	57	14	55	1.5	3	49	59	87
CARGILL	X19225 EXP	89	--	--	--	--	104	--	--	--	--	14	56	1.4	0	50	59	86
CENTURY II	GB7042-E	75	121	--	98	--	88	93	--	15	58	14	56	1.7	5	51	60	84
MATURITY CHECK	WTLDxTX2737	78	131	--	105	--	91	100	--	15	56	15	54	1.9	2	48	60	74
NORTHROP KING	KS 710	88	126	104	107	106	102	97	106	16	57	15	54	1.9	0	50	61	84
CENTURY II	GB8041-W	81	128	--	104	--	95	98	--	15	58	15	55	1.6	0	50	60	82
DEKALB	DK-45	92	--	--	--	--	108	--	--	--	--	15	56	1.6	1	57	60	80
DEKALB	DK-40y	96	131	86	114	104	112	100	88	15	57	15	56	1.6	0	48	60	85
DELTAPINE	1506	91	150	95	120	112	106	115	97	16	58	15	56	1.8	0	61	60	77
ASGROW	A531	93	--	--	--	--	109	--	--	--	--	15	57	1.4	0	55	59	87
NC+	7R37E	86	139	--	113	--	100	107	--	16	59	15	57	1.9	0	52	60	86
NORTHROP KING	X9322 EXP	84	--	--	--	--	98	--	--	--	--	15	57	1.8	0	46	61	85
CARGILL	X19207 EXP	88	--	--	--	--	103	--	--	--	--	15	59	1.3	0	53	59	84
TRIUMPH	TR459	98	--	--	--	--	114	--	--	--	--	16	56	1.6	0	47	60	85
Medium Averages		83	130	97	106	103	97	99	98	15	57	15	55	1.6	2	51	60	84
Medium C.V.(%)		8	5	--	--	--	8	5	--	--	--	2	2	10	119	4	1	8
Med. L.S.D.(0.05)*		9	10	9	--	--	11	8	9	--	--	0	1	0.2	3	3	0	NS

(continued)

TABLE 5. LABETTE CO. GRAIN SORGHUM PERFORMANCE TEST RESULTS, 1993-95.

BRAND	HYBRID	ACRE YIELD, BUSHEL					YIELD AS %			94-95		1995						
		1995	1994	1993	2-Yr. 3-Yr.		OF TEST			Mois- Days ture to	Mois-Days ture to	Hds Lod- per ging	Plnt %	Test Ht. in. lb/bu	Final Std %			
					AVG	AVG	1995	1994	1993							AVERAGE	%	Blm
LATE HYBRIDS																		
HOEGEMEYER	671	94	132	93	113	106	110	101	95	15	58	14	55	1.6	0	50	60	86
CARGILL	837	96	132	89	114	105	111	101	91	15	58	14	56	1.7	0	53	60	83
CENTURY II	GB9140-E	83	--	--	--	--	97	--	--	--	--	14	57	1.9	4	53	60	78
MYCOGEN	444E	88	138	106	113	111	103	105	108	16	57	15	55	1.7	3	51	60	79
GOLDEN HARVEST	H-509	90	--	--	--	--	105	--	--	--	--	15	56	1.6	1	54	61	87
HOEGEMEYER	688	98	130	100	114	109	114	99	102	15	59	15	56	1.4	4	51	60	94
ICI	5536	92	136	--	114	--	107	104	--	15	58	15	56	1.5	1	50	61	91
MYCOGEN	ORO AMIGO	94	--	102	--	--	110	--	104	--	--	15	56	1.7	2	53	60	84
PIONEER	8212Y	101	133	--	117	--	117	102	--	16	59	15	56	1.5	1	49	60	87
PIONEER	8310	91	--	--	--	--	106	--	--	--	--	15	56	1.4	0	56	59	88
DEKALB	DK-58	95	145	98	120	113	111	111	100	16	60	15	57	1.8	0	54	60	76
MATURITY CHECK	TX2752xTX430	91	129	106	110	109	106	99	108	16	60	15	57	1.4	0	53	60	84
NC+	7R83	92	--	--	--	--	107	--	--	--	--	15	57	1.4	0	53	59	84
ASGROW	A570	91	141	--	116	--	106	108	--	15	61	15	58	1.6	1	58	60	93
ICI	5514Y	88	--	--	--	--	102	--	--	--	--	15	59	1.8	0	51	60	80
MATURITY CHECK	TX2752xTX2783	79	131	--	105	--	92	100	--	16	62	15	59	1.6	5	54	61	90
DELANGE	DS 151	86	127	102	107	105	100	97	104	16	60	16	58	1.5	6	52	60	78
HOEGEMEYER	6878	101	133	104	117	113	118	102	106	16	61	16	59	1.8	0	52	60	79
TRIUMPH	TR82-G	86	133	--	110	--	101	102	--	16	62	16	59	1.5	2	53	60	87
TRIUMPH	TR481	80	134	--	107	--	93	102	--	16	62	16	60	1.3	0	60	60	96
DEKALB	DK-54	96	151	114	124	120	112	115	116	17	63	17	61	1.6	0	62	60	80
DEKALB	DK-55	92	--	--	--	--	108	--	--	--	--	17	62	1.4	0	60	59	88
TRIUMPH	TR474	91	143	--	117	--	106	110	--	16	63	17	62	1.5	0	58	59	82
Late Averages		91	133	98	112	107	106	102	100	16	60	15	58	1.6	1	54	60	85
Late C.V.(%)		8	4	--	--	--	8	4	--	--	--	3	1	9	172	4	0	7
Late L.S.D.(0.05)*		10	9	9	--	--	11	7	9	--	--	1	1	0.2	3	3	0	9
ALL HYBRIDS																		
Test Averages		86	131	98	108	105	86	131	98	15	58	15	56	1.6	2	52	60	84
C.V.(%)		8	5	--	--	--	8	5	--	--	--	2	1	9	134	4	1	8
L.S.D.(0.05)**		11	10	--	--	--	13	8	--	--	--	1	1	0.2	4	3	1	10

* L.S.D. for comparing hybrids within a maturity grouping.

** L.S.D. for comparing hybrids in different maturity groups.

Unless two varieties differ by more than the L.S.D., little confidence can be placed in one being superior to the other.

NORTH CENTRAL KANSAS ON SILT LOAM SOIL

LOCATION: North Central Kansas Experiment Field
West of Belleville in **Republic County**

COOPERATORS: Barney Gordon, agronomist
Michael Larson and Allan Milner, technicians

TEST SITE: Crete silt loam
Wheat in 1994 and oats in 1993

FERTILIZATION: 120 lbs N/acre preplant
30 lbs P₂O₅/acre at planting

PLANTING DATE: June 13
HARVEST DATE: October 17

PEST CONTROL: Good

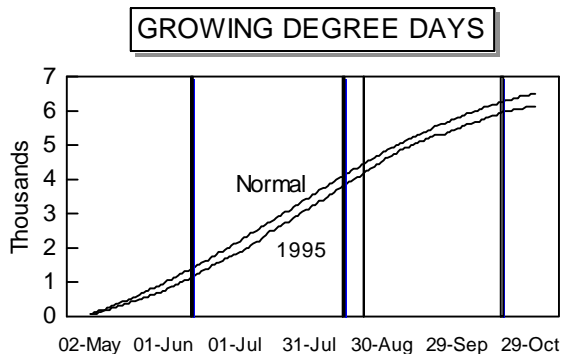
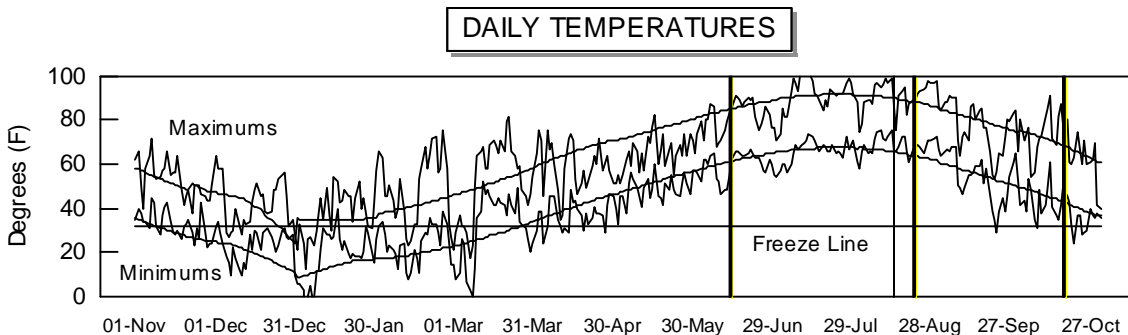
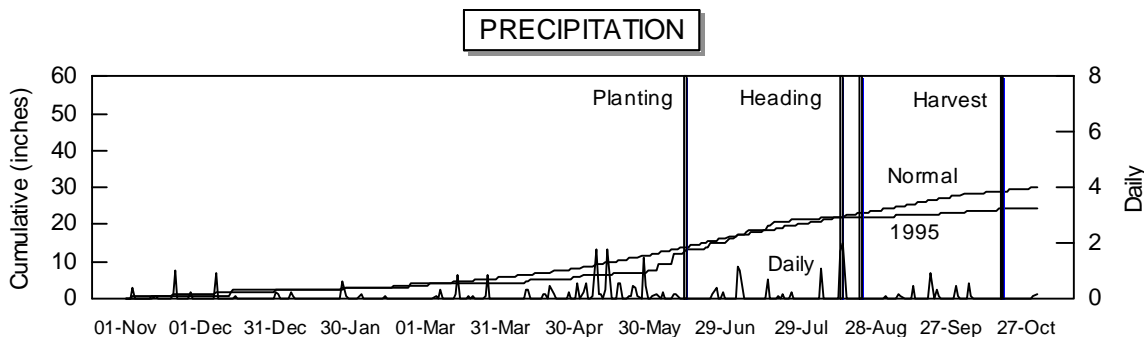
POPULATION: 35,000 plants/acre, 6 in. spacing

	EARLY	MEDIUM	LATE	ALL
STAND (%):	98	101	98	99
TEST YIELDS:				
Avg. (bu/a):	119	114	103	111
Range (bu/a):	100-126	89-127	90-124	89-126
L.S.D. (bu/a):	9.9	12.9	12.1	14.6
C.V. (%):	6.0	8.3	4.7	8.0

BLOOM DATES: 8/14-17 8/14-8/20 8/18-8/22 7/23-8/2

1995 GROWING CONDITIONS:

A very wet May delayed planting until mid-June.
Very hot weather conditions prevailed in mid-July.
Diseases and insects caused little or no damage of importance. Yields were quite good, considering the shortened growing season.



GROWING-SEASON WEATHER SUMMARY

Month	Precipitation		Average Temp.		GDD	
	1995	Normal	1995	Normal	1995	Normal
April	1.7	2.5	48	53	0	0
May	9.4	4.0	57	64	691	902
June	1.6	4.6	70	74	1092	1188
July	3.1	3.8	79	79	1393	1398
August	4.7	3.7	80	77	1426	1335
Sep.	2.6	3.9	65	67	923	1004
Oct.	0.7	2.0	54	56	630	678
Season Totals	23.8	24.5	65	67	6154	6505

TABLE 6. REPUBLIC CO. GRAIN SORGHUM PERFORMANCE TEST RESULTS, 1993-95.

BRAND	HYBRID	ACRE YIELD, BUSHELS					YIELD AS %			94-95		1995						
		1995	1994	1993	2-Yr. AVG	3-Yr. AVG	OF TEST AVERAGE			Mois- Days ture to % Blm	Mois-Days ture to % Blm	Hds per Plnt	Lod- ging %	Plnt Ht. in. lb/bu	Test Wt. %	Final Std %		
							1995	1994	1993									
EARLY HYBRIDS																		
CARGILL	607E	116	148	123	132	129	105	103	98	14	64	12	62	1.6	0	42	59	94
MATURITY CHECK	C 305	124	138	--	131	--	112	96	--	14	64	12	62	1.5	0	45	58	100
MATURITY CHECK	TX3042xTX2737	117	124	141	121	127	105	86	112	14	64	12	62	1.6	1	47	59	83
NC+	6B50	122	157	--	139	--	109	109	--	14	64	12	62	1.4	0	43	58	99
PIONEER	8699	118	150	136	134	135	106	104	109	14	64	12	62	1.6	0	42	59	99
CARGILL	X12059 EXP	125	--	--	--	--	112	--	--	--	--	12	63	1.4	0	45	59	105
DELTAPINE	1490Y	120	150	--	135	--	107	105	--	14	64	12	63	1.6	0	41	59	101
FONTANELLE	4425	126	--	--	--	--	113	--	--	--	--	12	63	1.5	0	41	60	99
GOLDEN HARVEST	H-403	118	155	--	136	--	106	108	--	14	64	12	63	1.3	0	41	60	113
OHLDE(M/W GEN)	214	126	149	124	138	133	113	104	99	14	64	12	63	1.4	0	41	59	112
DEKALB	DK-39	117	133	--	125	--	105	93	--	14	64	12	64	1.8	0	44	58	97
OHLDE(M/W GEN)	215	122	--	--	--	--	110	--	--	--	--	12	64	1.4	1	45	59	94
OHLDE(M/W GEN)	222C	100	129	117	114	115	90	90	93	14	65	12	65	1.6	0	40	59	80
Early Averages		119	139	121	129	126	107	97	97	14	64	12	63	1.5	0	43	59	98
Early C.V.(%)		6	6	--	--	--	6	6	--	--	--	2	1	8	295	3	1	10
Early L.S.D.(0.05)*		10	13	17	--	--	9	9	14	--	--	0	NS	0.2	NS	2	1	14
MEDIUM HYBRIDS																		
CARGILL	775Y	103	--	--	--	--	93	--	--	--	--	11	67	1.3	0	46	57	110
NORTHROP KING	X9326 EXP	125	--	--	--	--	112	--	--	--	--	12	62	1.4	1	41	59	121
HOEGEMEYER	6650	115	117	--	116	--	103	82	--	14	65	12	64	1.5	0	44	59	106
ICI	5616	125	148	126	136	133	112	103	101	14	64	12	64	1.2	0	41	59	121
MATURITY CHECK	OK11xTX2741	113	138	--	125	--	101	96	--	14	66	12	64	1.4	0	42	58	104
MATURITY CHECK	RS 610	108	141	124	124	124	97	98	99	14	65	12	64	1.3	1	42	58	98
PIONEER	8505	127	154	133	141	138	114	107	106	14	66	12	64	1.4	0	44	60	111
TRIUMPH	TR459	124	--	--	--	--	111	--	--	--	--	12	64	1.6	0	40	59	104
CARGILL	737	124	155	--	139	--	111	108	--	14	68	12	65	1.3	0	43	58	113
GRI	47977	126	--	--	--	--	113	--	--	--	--	12	65	1.3	0	48	58	116
CARGILL	X19225 EXP	126	--	--	--	--	113	--	--	--	--	12	66	1.2	0	47	58	123
DEKALB	DK-45	108	--	--	--	--	97	--	--	--	--	12	66	1.5	0	50	58	86
DEKALB	DK-40y	113	150	136	132	133	102	104	108	14	65	12	66	1.6	1	45	59	97
ASGROW	A531	111	--	--	--	--	100	--	--	--	--	12	67	1.4	0	44	58	103
DELTAPINE	1505Y	112	149	119	130	126	101	104	95	14	67	12	67	1.4	0	46	58	102
HOEGEMEYER	6710	92	137	111	115	113	83	96	89	15	69	12	67	1.5	0	47	58	99
MYCOGEN	T-E HARDY	108	154	101	131	121	97	107	80	14	67	12	67	1.5	0	41	58	92
OHLDE(M/W GEN)	136	113	147	137	130	132	101	102	109	14	69	12	67	1.6	0	45	57	88
CARGILL	575	108	135	129	122	124	97	94	103	14	68	12	68	1.4	0	47	58	105
CARGILL	X19207 EXP	113	--	--	--	--	102	--	--	--	--	12	68	1.5	0	48	58	98
GRI	23977	89	--	--	--	--	80	--	--	--	--	12	68	2.1	0	51	57	67
MATURITY CHECK	WTLDxTX2737	119	139	--	129	--	107	97	--	14	68	12	68	1.6	0	44	58	97
NORTHROP KING	X9322 EXP	104	--	--	--	--	94	--	--	--	--	12	68	1.8	0	43	59	92
DELTAPINE	1506	127	184	154	155	155	114	128	123	15	68	13	65	1.8	1	52	59	88
OHLDE(M/W GEN)	X899 EXP	106	--	--	--	--	95	--	--	--	--	13	68	1.6	0	50	58	91
Medium Averages		114	142	132	128	129	102	99	105	14	67	12	66	1.5	0	45	58	101
Medium C.V.(%)		8	12	--	--	--	8	12	--	--	--	3	2	13	206	3	1	13
Med. L.S.D.(0.05)*		13	23	13	--	--	12	16	10	--	--	0	2	0.3	NS	2	1	17

(continued)

TABLE 6. REPUBLIC CO. GRAIN SORGHUM PERFORMANCE TEST RESULTS, 1993-95.

BRAND	HYBRID	ACRE YIELD, BUSHEL					YIELD AS %			94-95		1995						
		1995	1994	1993	2-Yr. 3-Yr.		OF TEST			Mois- Days ture to % Blm	Mois-Days ture to % Blm	Hds Lod- per Plnt %	Plnt Ht. in. lb/bu	Test Wt. %	Final Stnd %			
					AVG	AVG	1995	1994	1993									
LATE HYBRIDS																		
TRIUMPH	TR65-G	113	--	--	--	--	101	--	--	--	--	12	66	1.5	0	46	58	100
FONTANELLE	EXP 6300	107	--	--	--	--	96	--	--	--	--	12	67	1.8	0	47	57	84
GOLDEN HARVEST	H-509	105	--	--	--	--	94	--	--	--	--	12	67	1.6	0	47	59	95
MYCOGEN	444E	108	159	--	133	--	97	111	--	15	70	12	67	1.4	0	47	58	98
OHLDE(M/W GEN)	240W	103	131	113	117	115	92	91	90	14	69	12	67	1.4	0	48	58	101
PIONEER	8310	107	--	--	--	--	96	--	--	--	--	12	67	1.4	1	50	58	98
FONTANELLE	5570	98	--	--	--	--	88	--	--	--	--	12	68	1.2	0	48	58	104
HOEGEMEYER	671	96	132	125	114	118	87	92	100	15	70	12	68	1.4	0	47	57	95
MATURITY CHECK	TX2752xTX2783	108	149	--	129	--	97	104	--	15	71	12	68	1.3	0	53	58	101
MATURITY CHECK	TX2752xTX430	124	157	132	140	137	111	109	105	15	70	12	68	1.4	0	50	58	114
OHLDE(M/W GEN)	350	118	167	129	143	138	106	116	103	15	70	12	68	1.4	0	49	59	103
ASGROW	A570	110	166	--	138	--	99	115	--	15	70	12	69	1.4	0	53	57	103
DEKALB	DK-55	94	164	--	129	--	84	114	--	15	70	12	69	1.5	0	56	56	96
ICI	5514Y	92	153	137	122	127	82	107	109	15	70	12	69	1.6	0	48	56	95
NC+	7R83	104	--	--	--	--	93	--	--	--	--	12	70	1.3	0	51	56	112
DEKALB	DK-58	102	164	133	133	133	92	115	107	16	72	13	69	1.5	0	51	56	94
OHLDE(M/W GEN)	134	92	153	154	122	133	82	106	123	15	70	13	69	1.5	0	50	57	82
TRIUMPH	TR474	90	--	--	--	--	81	--	--	--	--	13	69	1.6	0	50	56	85
DEKALB	DK-56	90	165	140	127	132	81	115	112	15	72	13	70	1.4	0	56	56	93
Late Averages		103	152	123	127	126	93	106	98	15	70	12	68	1.5	0	50	57	98
Late C.V.(%)		9	5	--	--	--	9	5	--	--	--	4	1	11	225	3	2	11
Late L.S.D.(0.05)*		13	12	12	--	--	12	8	10	--	--	1	1	0.2	NS	2	1	14
ALL HYBRIDS																		
Test Averages		111	144	125	128	127	111	144	125	14	67	12	66	1.5	0	46	58	99
C.V.(%)		8	8	--	--	--	8	8	--	--	--	3	2	11	239	3	1	11
L.S.D.(0.05)**		15	19	--	--	--	13	14	--	--	--	1	2	0.3	NS	2	1	19

* L.S.D. for comparing hybrids within a maturity grouping.

** L.S.D. for comparing hybrids in different maturity groups.

Unless two varieties differ by more than the L.S.D., little confidence can be placed in one being superior to the other.

NORTH CENTRAL KANSAS ON SILT LOAM SOIL

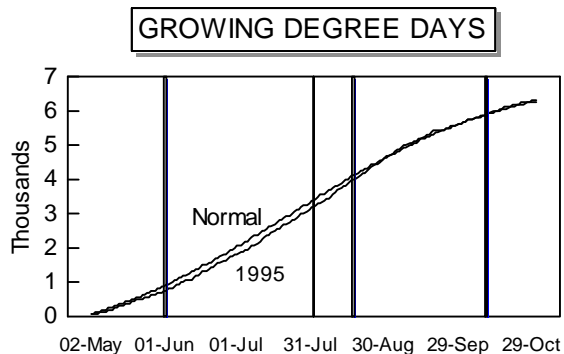
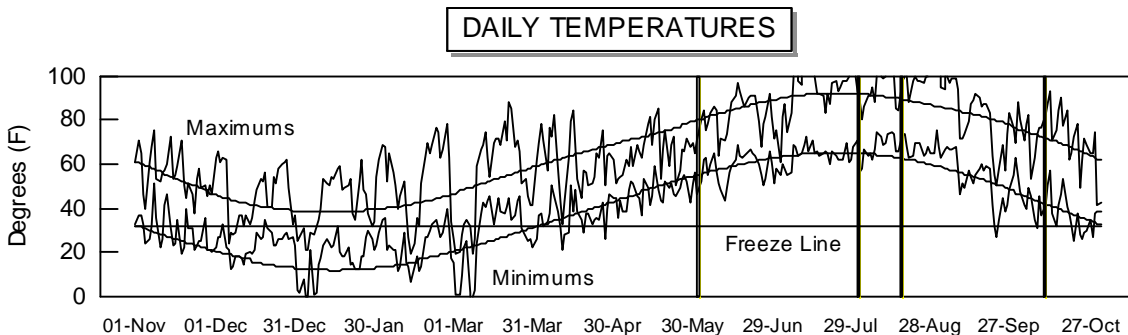
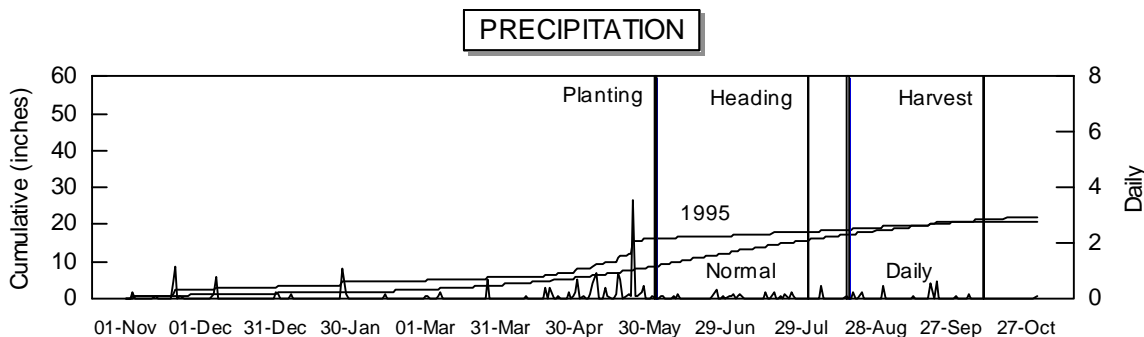
LOCATION: Agricultural Research Center - Hays
South of Hays in **Ellis County**
COOPERATORS: Kenneth Kofoid, agronomist
TEST SITE: Harney silt loam
Fallow in 1994, Sorghum in 1993
FERTILIZATION: 50 lbs N/acre preplant
PLANTING DATE: June 1
HARVEST DATE: October 10
PEST CONTROL: Good
POPULATION: 35,000 plants/acre, 6 in. spacing

	EARLY	MEDIUM	LATE	ALL
STAND (%):	95	95	96	95
TEST YIELDS:				
Avg. (bu/a):	70	71	64	70
Range (bu/a):	63-81	64-79	47-75	47-81
L.S.D. (bu/a):	6.9	6.2	10.6	9.2
C.V. (%):	7.1	6.4	11.5	8.2

BLOOM DATES: 8/1-8/11 8/5-8/17 8/12-8/16 8/1-8/17

1995 GROWING CONDITIONS:

Excellent soil moisture at planting resulted in good stands. However, June-August precipitation was the lowest on record. None of the summer rain was usable by the crop, because it fell in such small amounts. Subsoil moisture obviously enabled the production of reasonable yields, considering the growing conditions. Head smut developed on some entries.



GROWING-SEASON WEATHER SUMMARY

Month	Precipitation		Average Temp.		GDD	
	1995	Normal	1995	Normal	1995	Normal
April	1.4	1.9	49	51	0	0
May	9.0	3.2	57	62	684	842
June	0.8	3.8	70	72	1085	1141
July	1.2	3.3	79	78	1391	1366
August	1.3	2.8	82	76	1496	1301
Sep.	1.3	2.2	67	67	990	995
Oct.	0.2	1.4	55	55	655	638
Season Totals	15.1	18.5	66	66	6300	6281

TABLE 7. ELLIS CO. GRAIN SORGHUM PERFORMANCE TEST RESULTS, 1993-95.

BRAND	HYBRID	ACRE YIELD, BUSHEL					YIELD AS %			94-95		1995						
		1995	1994	1993	2-Yr. AVG	3-Yr. AVG	OF TEST			Mois- Days ture to % Blm	Mois-Days ture to % Blm	Hds Lod- per ging Plnt %	Plnt Ht. in. lb/bu	Test Wt. %	Final Stnd %			
							1995	1994	1993							AVERAGE		
EARLY HYBRIDS																		
MATURITY CHECK	C 305	73	123	--	98	--	105	100	--	12	59	13	61	1	4	39	57	93
NORTHRUP KING	X9315 EXP	72	--	--	--	--	104	--	--	--	--	13	62	0.9	1	33	58	102
PIONEER	8699	69	--	--	--	--	100	--	--	--	--	13	64	1	1	33	59	99
CARGILL	X11432 EXP	81	--	--	--	--	117	--	--	--	--	13	66	0.9	2	35	58	88
GOLDEN HARVEST	H-403	73	--	--	--	--	106	--	--	--	--	13	66	0.8	2	30	60	102
NORTHRUP KING	KS 383Y	69	129	128	99	109	99	105	98	12	66	13	66	1.1	2	30	58	84
CARGILL	X12059 EXP	69	--	--	--	--	99	--	--	--	--	13	67	0.8	1	35	59	99
MATURITY CHECK	TX3042xTX2737	65	132	133	99	110	93	108	102	13	65	13	67	0.9	1	37	58	91
ASGROW	SENECA	64	129	--	97	--	93	105	--	13	67	13	68	0.8	0	32	61	94
DEKALB	DK-38y	65	127	131	96	108	94	103	100	12	66	13	68	1.1	1	32	59	91
NC+	Y363	66	129	--	98	--	95	106	--	13	67	13	69	1	1	39	59	95
OHLDE(M/W GEN)	215	77	--	--	--	--	111	--	--	--	--	13	69	0.8	1	36	59	95
NC+	6B50	75	138	--	107	--	109	113	--	13	69	13	71	0.8	1	34	57	97
OHLDE(M/W GEN)	214	73	142	137	107	117	104	116	105	13	66	14	66	0.9	5	33	60	92
DELTAPINE	1490Y	63	130	--	97	--	91	106	--	13	67	14	68	1	1	30	59	99
DEKALB	DK-39	69	130	--	99	--	100	106	--	13	67	14	69	0.9	1	35	60	98
NC+	6R55E	71	--	--	--	--	103	--	--	--	--	14	69	0.8	9	36	61	100
OHLDE(M/W GEN)	222C	62	127	132	95	107	89	104	101	13	68	14	69	1	1	31	59	87
Early Averages		70	124	127	97	107	101	101	97	12	66	13	67	0.9	2	34	59	95
Early C.V.(%)		7	9	--	--	--	7	9	--	--	--	2	1	11	160	5	1	7
Early L.S.D.(0.05)*		7	19	17	--	--	10	16	13	--	--	0	1	0.1	NS	2	1	NS
MEDIUM HYBRIDS																		
ASGROW	XP3282 EXP	69	--	--	--	--	99	--	--	--	--	13	65	0.8	1	34	60	96
PIONEER	8505	75	--	--	--	--	107	--	--	--	--	13	65	0.8	1	35	59	102
DEKALB	DK-40y	70	132	138	101	113	100	108	105	12	66	13	68	0.9	4	35	60	92
GOLDEN WORLD	GW 1131	65	--	--	--	--	94	--	--	--	--	13	68	0.7	1	33	58	105
DEKALB	DK-45	71	--	--	--	--	102	--	--	--	--	13	69	0.8	24	41	59	106
ICI	5616	79	143	136	111	119	113	117	104	13	69	13	69	0.8	2	35	59	102
MATURITY CHECK	OK11xTX2741	65	98	--	82	--	94	80	--	13	67	13	69	0.9	1	34	59	96
DELTAPINE	1506	79	128	129	103	112	113	104	98	13	68	13	70	0.9	2	40	60	96
MYCOGEN	3838	66	--	--	--	--	95	--	--	--	--	13	70	0.8	0	35	60	101
MATURITY CHECK	RS 610	68	117	116	92	100	98	95	89	13	63	14	65	1	8	35	57	84
HOEGEMEYER	6650	71	91	--	81	--	102	75	--	12	66	14	66	0.9	5	38	59	93
GRI	58977	71	--	--	--	--	103	--	--	--	--	14	69	1	3	39	58	83
GRI	57977	72	--	--	--	--	103	--	--	--	--	14	71	1	0	33	57	80
DEKALB	DK-41y	71	131	141	101	114	102	107	108	13	70	14	72	1	1	35	60	89
CARGILL	X19225 EXP	74	--	--	--	--	107	--	--	--	--	14	73	0.8	4	33	59	100

(continued)

TABLE 7. ELLIS CO. GRAIN SORGHUM PERFORMANCE TEST RESULTS, 1993-95.

BRAND	HYBRID	ACRE YIELD, BUSHEL					YIELD AS %			94-95		1995							
		1995	1994	1993	2-Yr. 3-Yr.		OF TEST			Mois- Days ture to % Blm	Mois-Days ture to % Blm	Hds Lod- per ging Plnt %	Plnt Ht. in. lb/bu	Test Wt. %	Final Std %				
					AVG	AVG	1995	1994	1993										
GOLDEN WORLD	GW 5946	76	--	--	--	--	110	--	--	--	--	14	73	0.9	1	33	60	84	
NORTHRUP KING	X9322 EXP	71	--	--	--	--	103	--	--	--	--	14	73	0.9	1	35	61	91	
GRI	53977	64	--	--	--	--	92	--	--	--	--	14	74	0.9	2	35	58	81	
HOEGEMEYER	6710	75	--	--	--	--	108	--	--	--	--	14	74	0.8	1	33	59	99	
CARGILL	575	70	139	132	105	114	101	114	101	13	75	14	75	0.8	1	34	59	99	
MATURITY CHECK	WTLDxTX2737	66	130	--	98	--	94	107	--	13	75	14	75	0.9	2	32	59	92	
CARGILL	X19207 EXP	79	--	--	--	--	114	--	--	--	--	14	76	0.8	2	33	59	103	
CARGILL	775Y	68	--	--	--	--	98	--	--	--	--	14	77	0.7	0	32	59	100	
ASGROW	A504	73	138	--	106	--	105	113	--	14	77	15	76	0.8	1	33	58	95	
DELTAPINE	1505Y	66	141	--	103	--	95	115	--	14	74	16	76	0.8	2	33	60	95	
Medium Averages		71	123	135	97	110	102	101	103	13	70	14	71	0.9	3	35	59	95	
Medium C.V.(%)		6	11	--	--	--	6	11	--	--	--	3	2	12	84	5	1	8	
Med. L.S.D.(0.05)*		6	18	11	--	--	9	15	8	--	--	1	2	0.1	3	3	1	10	
LATE HYBRIDS																			
GOLDEN HARVEST	H-509	71	--	--	--	--	103	--	--	--	--	14	72	0.8	7	33	60	97	
MYCOGEN	444E	72	124	--	98	--	103	102	--	13	71	14	72	0.8	2	33	59	94	
OHLDE(M/W GEN)	134	63	--	--	--	--	91	--	--	--	--	14	75	0.7	4	35	59	88	
MATURITY CHECK	TX2752xTX430	70	131	148	101	116	101	107	113	13	74	14	76	0.8	3	35	59	98	
CARGILL	837	75	127	--	101	--	108	104	--	14	71	15	74	0.8	4	36	59	100	
HOEGEMEYER	671	51	136	--	94	--	74	111	--	14	74	15	76	0.7	1	33	58	93	
MATURITY CHECK	TX2752xTX2783	63	119	--	91	--	91	97	--	14	78	15	76	0.8	20	37	60	96	
OHLDE(M/W GEN)	240W	47	--	--	--	--	67	--	--	--	--	15	77	0.7	2	34	57	106	
Late Averages		64	119	135	91	106	92	97	103	13	73	15	75	0.8	5	35	59	96	
Late C.V.(%)		11	8	--	--	--	11	8	--	--	--	4	1	11	107	5	1	6	
Late L.S.D.(0.05)*		11	16	11	--	--	15	13	8	--	--	1	1	NS	8	NS	1	NS	
ALL HYBRIDS																			
Test Averages		70	122	131	96	108	70	122	131	13	69	14	70	0.9	3	35	59	95	
C.V.(%)		8	10	--	--	--	8	10	--	--	--	3	1	12	114	5	1	7	
L.S.D.(0.05)**		9	20	--	--	--	13	16	--	--	--	1	2	0.2	5	3	1	12	

* L.S.D. for comparing hybrids within a maturity grouping.

** L.S.D. for comparing hybrids in different maturity groups.

Unless two varieties differ by more than the L.S.D., little confidence can be placed in one being superior to the other.

SOUTH CENTRAL KANSAS ON SILTY CLAY LOAM SOIL

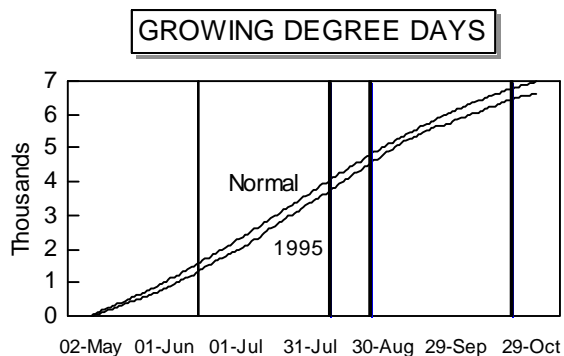
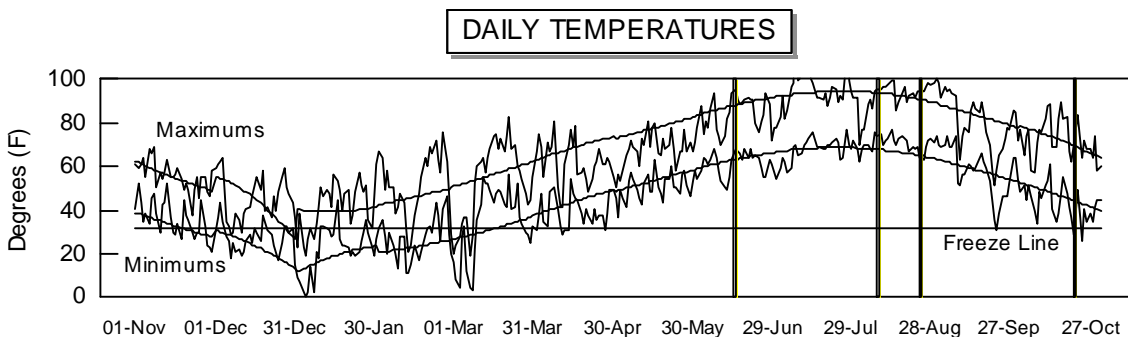
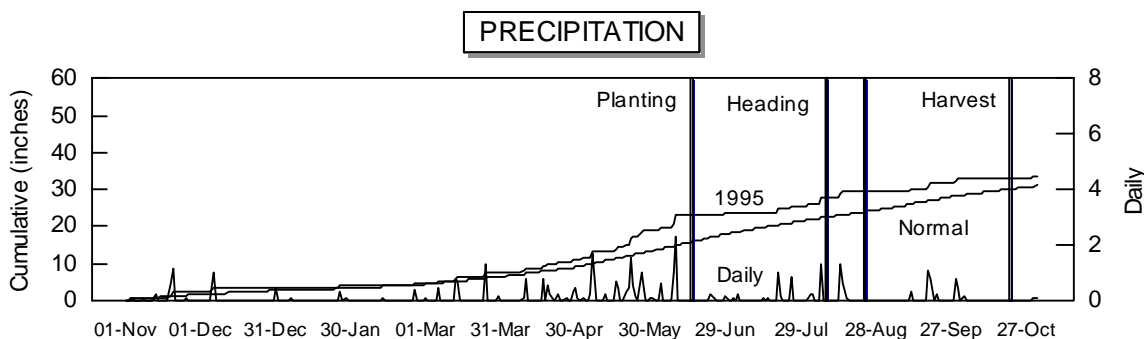
LOCATION: Harvey County Experiment Field
West of Hesston in **Harvey County**
COOPERATORS: Mark Claassen, agronomist
Robert McNeill and Lowell Stucky, technicians
TEST SITE: Smolan silty clay loam
Spring oats in 1994 and sorghum in 1993
FERTILIZATION: 100 lbs N/acre preplant
32 lbs P₂O₅/acre preplant
PLANTING DATE: June 15
HARVEST DATE: October 21
PEST CONTROL: Good
Temik in furrow at planting
POPULATION: 30,000 plants/acre, 7 in. spacing

	EARLY	MEDIUM	LATE	ALL
STAND (%):	116	114	110	114
TEST YIELDS:				
Avg. (bu/a):	97	94	82	92
Range (bu/a):	62-118	29-136	48-108	29-136
L.S.D. (bu/a):	14	13	17	17
C.V. (%):	10	11	15	12

BLOOM DATES: 8/8-8/19 8/12-8/21 8/16-8/24 8/8-8/24

1995 GROWING CONDITIONS:

An excellent seedbed and warm temperatures at planting resulted in rapid emergence. Heavy rainfall occurred for an extended period in the spring prior to planting and during the first half of August. Dry conditions prevailed from late June through mid-July and from mid-August through mid-September. Dry conditions in late summer favored development of stalk rots and lodging. An early frost on September 22 also affected yields.



GROWING-SEASON WEATHER SUMMARY

Month	Precipitation		Average Temp.		GDD	
	1995	Normal	1995	Normal	1995	Normal
April	3.4	2.6	51	56	0	0
May	7.9	4.5	59	66	771	963
June	4.4	4.7	73	76	1158	1251
July	2.3	3.6	81	81	1464	1460
August	3.8	3.0	82	79	1476	1407
Sep.	3.6	3.7	68	71	1019	1098
Oct.	0.3	2.6	58	59	742	780
Season Totals	25.6	24.6	67	70	6630	6959

TABLE 8. HARVEY CO. GRAIN SORGHUM PERFORMANCE TEST RESULTS, 1993-95.

BRAND	HYBRID	ACRE YIELD, BUSHEL					YIELD AS %			94-95		1995						
		1995	1994	1993	2-Yr. AVG	3-Yr. AVG	OF TEST			Mois- ture %	Days to Blm	Mois- Days to Blm %	Hds per Plnt	Lod- ging %	Plnt Ht. in. lb/bu	Test Wt. Std %	Final %	
							1995	1994	1993									AVERAGE
EARLY HYBRIDS																		
MATURITY CHECK	C 305	96	95	--	96	--	104	100	--	14	54	12	54	1.6	22	48	58	115
DELTAPINE	1482	118	113	--	115	--	128	118	--	14	58	12	59	1.3	11	47	60	118
CARGILL	X12059 EXP	109	--	--	--	--	118	--	--	--	--	12	60	1.4	10	52	60	124
DELANGE	DA 117	78	97	113	88	96	85	101	102	14	59	12	60	1.3	24	44	59	99
OHLDE(M/W GEN)	214	96	119	--	108	--	104	124	--	14	59	12	60	1.4	29	48	60	130
MATURITY CHECK	TX3042xTX2737	62	99	94	80	85	68	103	85	14	59	12	61	1.5	71	53	59	109
GOLDEN HARVEST	H-403	100	--	--	--	--	109	--	--	--	--	12	62	1.4	12	48	61	122
OHLDE(M/W GEN)	215	76	--	--	--	--	83	--	--	--	--	12	62	1.4	82	51	60	120
CARGILL	X11432 EXP	115	--	--	--	--	125	--	--	--	--	12	63	1.5	14	48	59	112
OHLDE(M/W GEN)	222C	107	96	--	102	--	117	101	--	15	62	12	63	1.5	13	46	60	100
NC+	6B67	108	--	--	--	--	117	--	--	--	--	12	65	1.1	3	47	60	132
Early Averages		97	105	111	101	104	105	109	100	14	59	12	61	1.4	27	49	60	116
Early C.V.(%)		10	7	--	--	--	10	7	--	--	--	1	1	7	48	2	1	6
Early L.S.D.(0.05)*		14	10	14	--	--	15	10	13	--	--	NS	1	0.1	18	1	1	10
MEDIUM HYBRIDS																		
PIONEER	8505	92	105	140	98	112	100	110	126	12	58	12	58	1.4	37	50	61	122
MATURITY CHECK	RS 610	67	77	101	72	81	72	80	91	12	59	12	59	1.6	44	49	58	94
PIONEER	8500	90	105	127	98	107	98	110	114	12	59	12	59	1.5	20	50	61	117
DEKALB	DK-45	80	--	--	--	--	87	--	--	--	--	12	60	1.1	69	52	60	127
MATURITY CHECK	OK11xTX2741	29	70	--	49	--	31	73	--	12	59	12	60	1.2	83	46	60	120
WILSON	515W	36	--	--	--	--	40	--	--	--	--	12	60	1.2	87	46	60	115
DEKALB	DK-40y	57	109	110	83	92	62	113	99	16	60	12	61	1.4	79	49	61	111
DELTAPINE	1506	121	115	139	118	125	131	120	125	12	60	12	61	1.3	4	58	61	120
WILSON	535Y	129	--	--	--	--	141	--	--	--	--	12	61	1.5	4	55	61	122
NORTHRUP KING	X9326 EXP	99	--	--	--	--	107	--	--	--	--	12	62	1.3	45	50	62	126
CARGILL	737	117	112	--	115	--	128	117	--	12	62	12	63	1.3	27	50	59	119
ICI	5616	97	111	108	104	105	105	116	97	15	62	12	63	1.1	41	47	60	129
NORTHRUP KING	KS 560Y	104	113	115	109	111	113	118	103	12	61	12	63	1.7	42	44	60	110
GRI	23977	94	--	--	--	--	102	--	--	--	--	12	64	1.7	36	54	60	90
GRI	47977	104	--	--	--	--	113	--	--	--	--	12	64	1.4	54	53	59	108
NC+	7R37E	97	119	--	108	--	105	124	--	12	63	12	64	1.4	61	52	61	128
NORTHRUP KING	KS 710	114	92	121	103	109	124	96	109	12	63	12	64	1.5	52	48	61	122
DEKALB	DK-41y	89	--	--	--	--	97	--	--	--	--	12	65	1.9	22	50	60	91
DELTAPINE	1505Y	99	121	120	110	113	107	127	108	13	64	12	65	1.3	8	49	61	119
GRI	53977	98	--	--	--	--	106	--	--	--	--	12	65	1.7	41	50	60	93
HOEGEMEYER	6710	66	--	--	--	--	71	--	--	--	--	12	65	1.3	88	50	60	124
MATURITY CHECK	WTLDxTX2737	108	106	--	107	--	117	111	--	12	63	12	65	1.3	64	50	60	122
OHLDE(M/W GEN)	X899 EXP	106	--	--	--	--	115	--	--	--	--	12	65	1.4	40	53	61	121
PIONEER	8522Y	100	--	--	--	--	109	--	--	--	--	12	66	1.5	24	49	60	112
CARGILL	775Y	93	--	--	--	--	101	--	--	--	--	12	67	1.2	25	48	60	128
DELANGE	DS 125C	88	93	--	90	--	95	97	--	12	65	12	67	1.2	24	52	60	119
NORTHRUP KING	X9322 EXP	136	--	--	--	--	147	--	--	--	--	12	67	1.7	26	47	62	108
NORTHRUP KING	KS 714Y	98	--	110	--	--	107	--	99	--	--	12	67	1.5	31	49	61	106
OHLDE(M/W GEN)	136	108	115	--	111	--	117	120	--	12	64	12	67	1.6	16	49	60	96
Medium Averages		94	97	111	95	100	102	101	100	12	62	12	63	1.4	41	50	60	114
Medium C.V.(%)		11	8	--	--	--	11	8	--	--	--	2	1	7	33	2	0	6
Med. L.S.D.(0.05)*		13	13	14	--	--	15	14	13	--	--	0	1	0.1	18	1	0	9

(continued)

TABLE 8. HARVEY CO. GRAIN SORGHUM PERFORMANCE TEST RESULTS, 1993-95.

BRAND	HYBRID	ACRE YIELD, BUSHEL					YIELD AS %			94-95		1995						
		2-Yr.		3-Yr.		AVG	OF TEST			Mois- Days ture to	Mois-Days ture to	Hds per Plnt	Lod- ging	Plnt %	Test Ht. in. lb/bu	Final Std %		
		1993	1994	1993	1994		1995	1994	1993								%	Blm
LATE HYBRIDS																		
ICI	5536	92	106	--	99	--	100	111	--	12	61	12	62	1.3	65	49	61	131
DEKALB	DK-51	63	--	98	--	--	69	--	88	--	--	12	63	1.3	93	51	60	118
MYCOGEN	ORO AMIGO	48	--	--	--	--	52	--	--	--	--	12	63	1.5	86	52	60	109
HOEGEMEYER	6878	99	--	119	--	--	107	--	108	--	--	12	64	1.7	66	50	60	97
MATURITY CHECK	TX2752xTX430	68	93	113	81	91	74	97	102	12	64	12	64	1.2	93	53	60	132
WILSON	E9190W	48	--	--	--	--	53	--	--	--	--	12	65	1.3	93	57	60	106
HOEGEMEYER	671	94	83	101	89	93	102	87	91	12	65	12	66	1.3	17	52	60	112
MYCOGEN	466W	90	100	--	95	--	97	104	--	12	64	12	66	1.2	6	52	60	116
OHLDE(M/W GEN)	240W	91	97	110	94	99	99	102	99	12	65	12	67	1.2	11	52	60	108
MATURITY CHECK	TX2752xTX2783	88	97	--	93	--	96	101	--	12	65	13	65	1.2	88	54	61	125
DEKALB	DK-56	100	92	112	96	101	108	96	101	13	67	13	69	1.3	41	58	60	115
OHLDE(M/W GEN)	246Y	108	117	122	113	116	118	123	110	15	67	16	70	2.5	2	55	60	54
Late Averages		82	93	111	88	95	90	97	100	12	64	13	65	1.4	55	53	60	110
Late C.V.(%)		15	12	--	--	--	15	12	--	--	--	3	1	6	20	2	1	5
Late L.S.D.(0.05)*		17	15	12	--	--	19	15	11	--	--	0	1	0.1	15	1	0	8
ALL HYBRIDS																		
Test Averages		92	96	111	94	100	92	96	111	13	62	12	63	1.4	41	50	60	114
C.V.(%)		12	10	--	--	--	12	10	--	--	--	2	1	7	31	2	1	6
L.S.D.(0.05)**		17	15	--	--	--	19	16	--	--	--	0	1	0	21	1	1	11

* L.S.D. for comparing hybrids within a maturity grouping.

** L.S.D. for comparing hybrids in different maturity groups.

Unless two varieties differ by more than the L.S.D., little confidence can be placed in one being superior to the other.

SOUTH CENTRAL KANSAS ON SILT LOAM SOIL

LOCATION: South Central Kansas Experiment Field
Southwest of Hutchinson in **Reno County**

COOPERATORS: William Heer, agronomist
Brian Wade, technician

TEST SITE: Ost silt loam
Wheat in 1994 and oats in 1993

FERTILIZATION: 116 lbs N/acre preplant
40 lbs P₂O₅/acre preplant

PLANTING DATE: June 15

HARVEST DATE: October 11

PEST CONTROL: Good

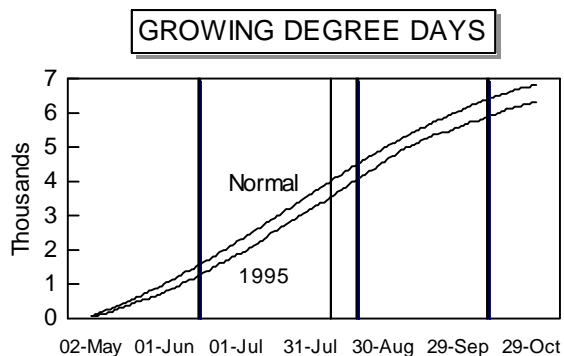
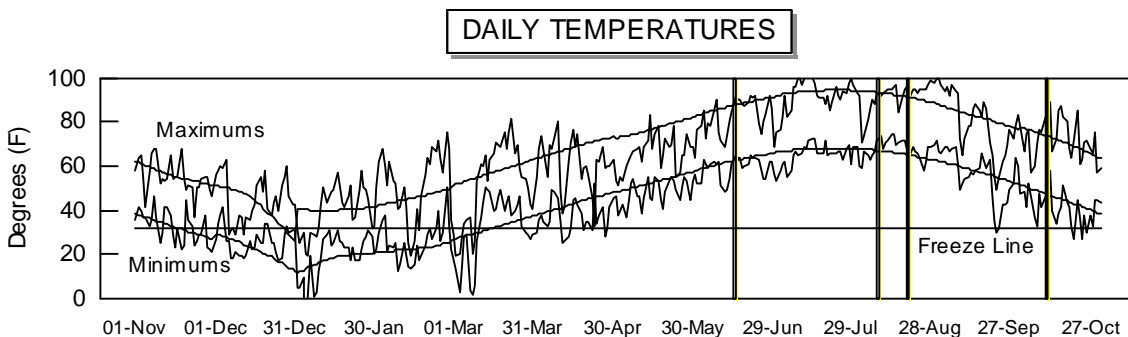
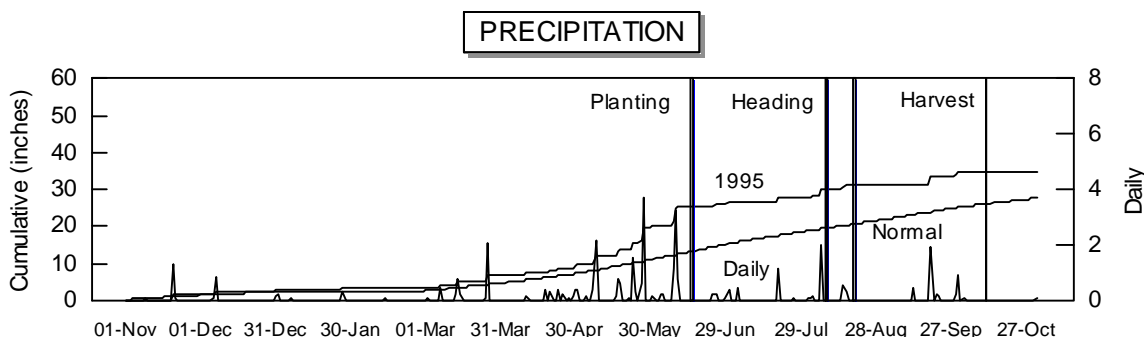
POPULATION: 30,000 plants/acre, 7 in. spacing

	EARLY	MEDIUM	LATE	ALL
STAND (%):	113	110	111	111
TEST YIELDS:				
Avg. (bu/a):	105	95	96	97
Range (bu/a):	93-119	78-111	86-108	78-119
L.S.D. (bu/a):	9.6	10.6	9.8	11.9
C.V. (%):	6.6	8.1	7.4	7.6

BLOOM DATES: 8/8-8/14 8/10-8/18 8/14-8/19 8/8-8/19

1995 GROWING CONDITIONS:

Wet, cool conditions in May and June delayed planting. Generally hot and dry conditions in late July, August, and early September likely contributed to stalk rots and lodging. Stalks were beginning to lodge already in mid September.



GROWING-SEASON WEATHER SUMMARY

Month	Precipitation		Average Temp.		GDD	
	1995	Normal	1995	Normal	1995	Normal
April	2.0	2.6	49	56	0	0
May	10.9	3.9	57	65	697	940
June	6.3	4.3	71	75	1103	1234
July	1.6	3.4	79	81	1402	1454
August	3.1	3.1	80	79	1425	1385
Sep.	3.8	3.3	67	70	984	1072
Oct.	0.1	2.5	57	58	711	748
Season Totals	27.8	23.1	66	69	6322	6833

TABLE 9. RENO CO. GRAIN SORGHUM PERFORMANCE TEST RESULTS, 1993-95.

BRAND	HYBRID	ACRE YIELD, BUSHELS					YIELD AS %			94-95		1995						
		1995	1994	1993	2-Yr. AVG	3-Yr. AVG	OF TEST			Mois- Days ture to % Blm	Mois-Days ture to % Blm	Hds per Plnt	Lod- ging %	Plnt Ht. in. lb/bu	Test Wt. %	Final Stnd %		
							1995	1994	1993								AVERAGE	
EARLY HYBRIDS																		
OHLDE(M/W GEN)	214	102	82	--	92	--	105	97	--	14	57	14	56	1.4	15	44	59	122
DELANGE	DA 117	99	--	--	--	--	101	--	--	--	--	14	57	1.6	37	43	57	95
CARGILL	X12059 EXP	119	--	--	--	--	122	--	--	--	--	14	58	1.4	25	49	59	117
MATURITY CHECK	TX3042xTX2737	101	79	82	90	88	104	94	90	14	57	14	58	1.5	40	50	57	104
CARGILL	611Y	93	--	--	--	--	95	--	--	--	--	14	59	1.4	27	44	57	124
OHLDE(M/W GEN)	215	102	--	--	--	--	104	--	--	--	--	14	59	1.3	47	48	59	118
ASGROW	SENECA	112	87	--	100	--	115	104	--	15	57	15	57	1.6	20	44	59	107
DELTAPINE	1482	107	84	--	95	--	109	100	--	14	57	15	57	1.3	8	45	57	121
NC+	6B50	108	85	--	96	--	111	100	--	15	57	15	58	1.3	33	47	57	118
OHLDE(M/W GEN)	222C	102	82	--	92	--	104	97	--	15	59	15	60	1.4	3	43	59	107
MATURITY CHECK	C 305	97	88	--	93	--	100	105	--	15	54	16	52	1.6	42	47	55	108
CENTURY II	GB5543-E	107	--	--	--	--	109	--	--	--	--	16	54	1.5	48	52	56	110
CARGILL	X11432 EXP	118	--	--	--	--	121	--	--	--	--	16	59	1.5	15	46	56	112
Early Averages		105	82	93	94	93	108	97	102	14	57	15	57	1.5	28	46	57	113
Early C.V.(%)		7	7	--	--	--	7	7	--	--	--	5	1	9	54	3	2	7
Early L.S.D.(0.05)*		10	10	13	--	--	10	12	14	--	--	1	1	0.2	21	2	NS	12
MEDIUM HYBRIDS																		
MATURITY CHECK	RS 610	78	76	88	77	81	80	90	97	14	57	13	56	1.7	85	45	54	89
GOLDEN WORLD	GW 1131	85	--	--	--	--	88	--	--	--	--	13	57	1.4	65	44	57	114
CENTURY II	GB7042-E	84	91	--	87	--	86	108	--	14	58	13	58	1.7	77	48	57	100
AGRIPRO	EX9660 EXP	97	--	--	--	--	100	--	--	--	--	13	59	1.4	93	48	59	119
NORTHRUP KING	KS 710	93	81	87	87	87	95	96	95	14	59	13	60	2	52	46	59	97
MATURITY CHECK	WTLDxTX2737	103	87	--	95	--	106	103	--	14	59	13	61	1.8	60	44	57	97
ASGROW	XP3282 EXP	99	--	--	--	--	102	--	--	--	--	14	56	1.5	47	43	59	124
PIONEER	8500	102	100	113	101	105	105	119	124	14	58	14	56	1.7	40	49	58	112
GOLDEN WORLD	GW 5946	83	--	--	--	--	85	--	--	--	--	14	59	1.8	70	48	59	93
ICI	5616	95	88	102	92	95	98	105	112	14	58	14	59	1.4	35	45	58	109
PIONEER	8446	103	--	--	--	--	105	--	--	--	--	14	59	1.6	42	45	57	112
MYCOGEN	T-E Y75	82	--	--	--	--	84	--	--	--	--	14	60	1.7	95	48	58	89
CARGILL	X19225 EXP	111	--	--	--	--	114	--	--	--	--	14	61	1.2	93	47	58	125
HOEGEMEYER	6710	96	--	--	--	--	99	--	--	--	--	14	62	1.3	78	48	57	122
NORTHRUP KING	X9322 EXP	100	--	--	--	--	103	--	--	--	--	14	62	1.8	8	44	60	111
DEKALB	DK-40y	94	80	84	87	86	97	95	91	14	59	15	58	1.7	50	47	58	96
NORTHRUP KING	KS 560Y	88	81	98	85	89	91	96	107	14	58	15	58	1.8	8	41	59	111
CARGILL	737	104	92	--	98	--	106	110	--	14	59	15	59	1.4	48	46	57	116
DEKALB	DK-45	104	--	--	--	--	107	--	--	--	--	15	59	1.2	17	51	57	120
TRIUMPH	TR459	87	92	--	90	--	90	109	--	15	59	15	59	1.5	12	43	57	114
CARGILL	X19207 EXP	95	--	--	--	--	97	--	--	--	--	15	61	1.2	80	49	57	120

(continued)

TABLE 9. RENO CO. GRAIN SORGHUM PERFORMANCE TEST RESULTS, 1993-95.

BRAND	HYBRID	ACRE YIELD, BUSHEL					YIELD AS %			94-95		1995						
		1995	1994	1993	2-Yr. 3-Yr.		OF TEST			Mois- Days ture to % Blm	Mois-Days ture to % Blm	Hds per Plnt	Lod- ging %	Plnt Ht. in. lb/bu	Test Wt. %	Final Std %		
					AVG	AVG	1995	1994	1993									
NC+	7R37E	102	98	--	100	--	105	116	--	14	61	15	61	1.5	73	49	58	116
CARGILL	775Y	100	--	--	--	--	103	--	--	--	--	15	64	1.5	7	46	58	106
NORTHRUP KING	X9326 EXP	97	--	--	--	--	100	--	--	--	--	16	56	1.6	13	46	58	117
MATURITY CHECK	OK11xTX2741	88	82	--	85	--	90	97	--	15	57	16	57	1.3	50	46	57	125
DELTAPINE	1506	109	97	106	103	104	112	115	116	16	60	16	59	1.6	20	54	58	111
ASGROW	A531	96	--	--	--	--	98	--	--	--	--	16	60	1.1	68	48	57	130
DEKALB	DK-41y	84	--	74	--	--	86	--	81	--	--	16	61	1.9	23	50	58	89
NORTHRUP KING	KS 714Y	90	77	93	83	87	92	91	102	15	61	16	61	1.9	42	47	58	87
CENTURY II	GB8041-W	103	78	--	90	--	105	93	--	15	61	16	62	1.5	2	50	59	106
DELANGE	DS 125C	102	91	--	96	--	104	108	--	16	61	17	62	1.3	2	51	56	116
Medium Averages		95	86	93	91	92	98	102	102	15	60	14	59	1.5	47	47	58	109
Medium C.V.(%)		8	7	--	--	--	8	7	--	--	--	10	2	13	42	4	2	9
Med. L.S.D.(0.05)*		11	10	13	--	--	11	12	14	--	--	NS	1	0.3	27	2	NS	14
LATE HYBRIDS																		
CARGILL	837	86	83	99	84	89	89	98	108	13	61	13	60	1.3	98	50	58	123
ICI	5536	95	82	--	88	--	98	97	--	14	60	13	60	1.5	43	46	58	115
DEKALB	DK-51	98	82	--	90	--	101	97	--	14	61	14	60	1.3	43	47	58	124
CENTURY II	GB9140-E	93	79	--	86	--	96	93	--	14	61	14	61	1.6	88	48	57	99
MATURITY CHECK	TX2752xTX430	96	73	93	85	87	99	87	101	14	62	14	61	1.3	97	49	57	126
OHLDE(M/W GEN)	240W	98	81	--	89	--	100	96	--	14	62	14	63	1.3	32	49	58	115
DEKALB	DK-56	102	80	94	91	92	105	95	103	14	66	14	65	1.3	45	52	59	111
PIONEER	8212Y	91	85	--	88	--	93	101	--	15	62	15	60	1.4	68	48	57	117
MYCOGEN	T-E RIO	88	--	--	--	--	90	--	--	--	--	15	61	2.2	40	46	57	72
PIONEER	8310	103	--	--	--	--	106	--	--	--	--	15	61	1.3	60	51	57	123
MYCOGEN	ORO AMIGO	96	--	--	--	--	99	--	--	--	--	15	62	1.6	85	49	58	98
AGRIPRO	AP 9850	91	72	82	81	82	93	86	90	14	65	15	63	1.3	98	50	59	114
MATURITY CHECK	TX2752xTX2783	90	66	--	78	--	93	78	--	14	65	15	63	1.3	100	51	59	115
ASGROW	A570	110	96	113	103	106	113	113	124	14	65	15	64	1.2	82	52	59	122
HOEGEMEYER	6878	88	--	--	--	--	90	--	--	--	--	16	63	1.9	97	48	57	87
HOEGEMEYER	671	93	--	--	--	--	95	--	--	--	--	16	64	1.5	20	48	58	101
TRIUMPH	TR481	108	90	--	99	--	111	107	--	18	66	17	64	1.4	8	52	59	121
TRIUMPH	TR474	96	67	--	81	--	98	80	--	16	66	18	65	1.3	77	51	55	118
Late Averages		96	80	90	88	89	98	94	99	15	63	15	62	1.4	66	49	58	111
Late C.V.(%)		7	8	--	--	--	7	8	--	--	--	8	2	11	33	3	2	7
Late L.S.D.(0.05)*		10	11	15	--	--	10	13	16	--	--	2	2	0.2	30	2	NS	10
ALL HYBRIDS																		
Test Averages		97	84	92	91	91	97	84	92	15	60	15	60	1.5	48	48	58	111
C.V.(%)		8	8	--	--	--	8	8	--	--	--	9	2	12	40	3	2	8
L.S.D.(0.05)**		12	12	--	--	--	12	14	--	--	--	3	2	0.3	31	3	3	15

* L.S.D. for comparing hybrids within a maturity grouping.

** L.S.D. for comparing hybrids in different maturity groups.

Unless two varieties differ by more than the L.S.D., little confidence can be placed in one being superior to the other.

SOUTH CENTRAL KANSAS ON SANDY SOIL

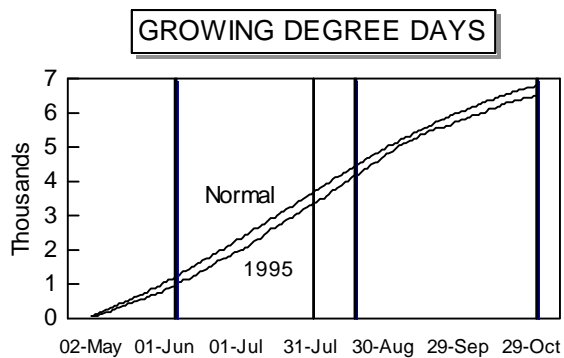
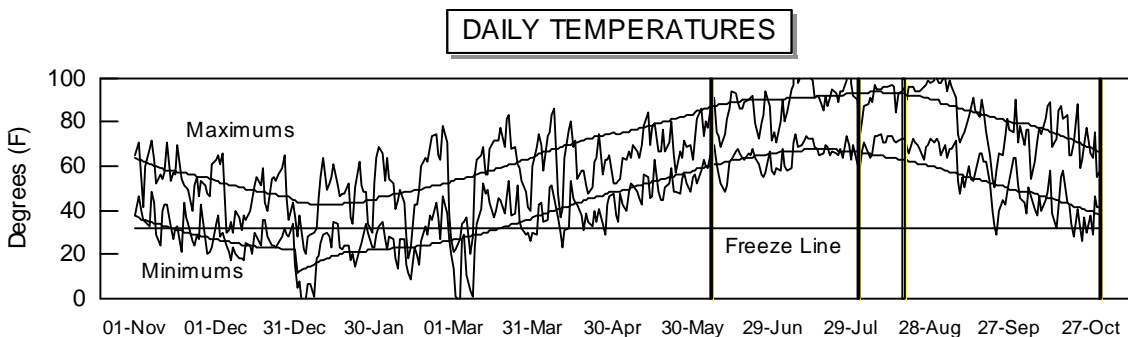
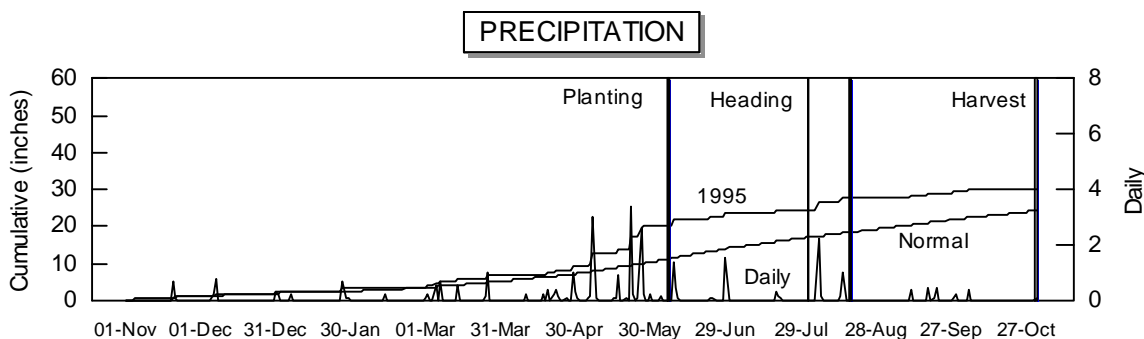
LOCATION: Sandyland Experiment Field
3 miles south of St. John in **Stafford County**
COOPERATORS: Victor Martin, agronomist
Jerry Dove and Yogi Behr, technicians
TEST SITE: Fine sandy loam
Wheat in 1994 and 1993
FERTILIZATION: 168 lbs N/acre preplant
46 lbs P₂O₅/acre preplant
PLANTING DATE: June 6
HARVEST DATE: November 8
PEST CONTROL: Good
Marksman and Dual applied for weed control
POPULATION: 36,000 plants/acre, 6 in. spacing

	EARLY	MEDIUM	LATE	ALL
STAND (%):	104	102	93	101
TEST YIELDS:				
Avg. (bu/a):	71	62	62	65
Range (bu/a):	54-92	40-78	49-71	40-92
L.S.D. (bu/a):	16.6	15.2	NS	19.5
C.V. (%):	16.9	17.8	20.9	18.6

BLOOM DATES: 8/1-8/11 8/3-8/15 8/10-8/18 8/1-8/18

1995 GROWING CONDITIONS:

Cool, wet spring weather conditions delayed planting. Summer weather was hot and dry, with sporadic rains providing enough moisture to produce a respectable dryland crop for this site. Borer damage and stalk rots caused some lodging, and high winds late in the season added to the problem. The early freeze and snow in September did not appear to damage the crop as much as originally feared but likely caused the variable yields among the late hybrids.



GROWING-SEASON WEATHER SUMMARY

Month	Precipitation		Average Temp.		GDD	
	1995	Normal	1995	Normal	1995	Normal
April	2.8	2.0	51	57	0	0
May	10.9	3.4	59	66	748	971
June	3.6	3.7	72	76	1137	1252
July	0.5	2.9	80	79	1428	1407
August	3.5	2.5	82	78	1474	1356
Sep.	1.6	2.5	67	69	997	1044
Oct.	0.4	2.2	57	59	714	769
Season Totals	23.3	19.1	67	69	6499	6800

TABLE 10. STAFFORD CO. GRAIN SORGHUM PERFORMANCE TEST RESULTS, 1993-95.

BRAND	HYBRID	ACRE YIELD, BUSHELS					YIELD AS %			94-95		1995					
		1995	1994	1993	2-Yr. AVG	3-Yr. AVG	OF TEST AVERAGE			Mois- ture %	Days to Blm	Mois- ture %	Days to Blm	Lod- ging %	Plnt Ht. in. lb/bu	Test Wt. %	Final Stnd %
							1995	1994	1993								
EARLY HYBRIDS																	
CENTURY II	GB5543-E	66	93	--	79	--	102	109	--	15	56	13	59	63	40	60	99
CARGILL	611Y	76	--	--	--	--	119	--	--	--	--	13	65	39	34	59	107
MATURITY CHECK	C 305	54	73	--	64	--	84	86	--	15	55	14	57	47	36	55	95
OHLDE(M/W GEN)	215	65	--	--	--	--	101	--	--	--	--	14	62	53	38	60	97
CARGILL	X12059 EXP	70	--	--	--	--	108	--	--	--	--	14	64	55	39	58	107
DELTAPINE	1482	54	89	--	71	--	83	105	--	15	60	14	64	59	38	57	107
NC+	6B50	67	94	--	81	--	105	110	--	15	61	14	64	49	40	57	109
CARGILL	X11432 EXP	90	--	--	--	--	140	--	--	--	--	14	65	35	38	58	106
NC+	6B67	71	--	--	--	--	110	--	--	--	--	14	66	9	38	58	117
OHLDE(M/W GEN)	222C	66	97	--	82	--	103	114	--	15	62	14	66	14	35	58	93
OHLDE(M/W GEN)	214	69	95	--	82	--	107	111	--	16	58	15	60	18	37	58	109
DELANGE	DA 117	74	--	38	--	--	114	--	69	--	--	15	61	12	35	56	94
MATURITY CHECK	TX3042xTX2737	74	78	45	76	66	115	92	81	16	59	15	62	46	39	56	100
PIONEER	8699	92	--	--	--	--	142	--	--	--	--	16	56	16	37	55	114
Early Averages		71	84	44	77	66	109	99	80	15	59	14	62	37	37	58	104
Early C.V.(%)		17	17	--	--	--	17	17	--	--	--	7	4	23	7	3	7
Early L.S.D.(0.05)*		17	25	15	--	--	26	29	27	--	--	NS	3	12	NS	2	10
MEDIUM HYBRIDS																	
WILSON	515W	51	--	--	--	--	79	--	--	--	--	12	64	52	34	58	98
CARGILL	775Y	70	--	--	--	--	109	--	--	--	--	12	68	49	40	57	97
ASGROW	XP3282 EXP	40	--	--	--	--	62	--	--	--	--	13	61	38	35	59	109
PIONEER	8500	73	87	56	80	72	113	103	103	16	59	13	62	62	39	59	104
MATURITY CHECK	OK11xTX2741	49	78	--	64	--	76	91	--	15	61	13	65	48	41	58	105
NORTHROP KING	KS 560Y	60	81	52	70	64	93	95	94	15	60	13	65	39	34	58	92
DEKALB	DK-45	56	--	--	--	--	87	--	--	--	--	13	67	71	43	60	109
NORTHROP KING	KS 710	73	86	90	80	83	113	101	163	15	65	13	68	50	36	61	96
HOEGEMEYER	6710	45	--	--	--	--	70	--	--	--	--	13	69	59	39	57	108
WILSON	535Y	70	--	--	--	--	109	--	--	--	--	13	69	56	37	59	97
DEKALB	DK-40y	52	89	39	70	60	81	104	72	14	65	13	70	50	39	56	93
NORTHROP KING	X9326 EXP	76	--	--	--	--	118	--	--	--	--	14	61	34	37	59	111
PIONEER	8505	53	80	39	66	57	81	94	70	16	60	14	64	55	38	57	101
CENTURY II	GB8041-W	53	91	--	72	--	82	107	--	15	65	14	66	57	40	58	105
NORTHROP KING	KS 714Y	73	92	88	83	84	113	108	160	15	63	14	67	52	41	60	107
ASGROW	A531	69	--	--	--	--	108	--	--	--	--	14	68	53	38	56	106
CENTURY II	GB7042-E	54	98	--	76	--	84	115	--	16	66	14	68	63	36	58	99
MATURITY CHECK	WTLDxTX2737	77	89	--	83	--	120	105	--	15	63	14	68	46	38	58	96

(continued)

TABLE 10. STAFFORD CO. GRAIN SORGHUM PERFORMANCE TEST RESULTS, 1993-95.

BRAND	HYBRID	ACRE YIELD, BUSHEL					YIELD AS %			94-95		1995					
		1995	1994	2-Yr. 3-Yr.		1995	OF TEST		Mois- ture %	Days to Blm	Mois- ture %	Days to Blm	Lod- ging %	Plnt Ht. in. lb/bu	Test Wt. %	Final Std %	
				1993	AVG		AVG	AVERAGE									1994
NORTHRUP KING	X9322 EXP	56	--	--	--	--	87	--	--	--	--	14	68	47	37	60	102
DELTAPINE	1506	56	97	31	77	61	87	114	57	15	65	14	69	64	39	58	109
MYCOGEN	3838	67	--	--	--	--	103	--	--	--	--	14	69	14	35	58	104
CARGILL	575	61	98	48	79	69	94	114	87	15	66	14	70	41	42	55	106
DELANGE	DS 125C	68	90	--	79	--	105	105	--	15	67	14	70	21	41	55	103
CARGILL	X19207 EXP	69	--	--	--	--	107	--	--	--	--	14	72	48	38	58	96
MATURITY CHECK	RS 610	69	71	41	70	61	108	84	75	17	57	15	58	45	37	56	85
ICI	5616	78	--	--	--	--	121	--	--	--	--	16	70	26	41	54	109
Medium Averages		62	85	42	74	63	97	100	77	15	64	14	67	48	38	58	102
Medium C.V.(%)		18	15	--	--	--	18	15	--	--	--	9	3	26	8	4	9
Med. L.S.D.(0.05)*		15	22	10	--	--	24	26	18	--	--	NS	3	17	4	3	NS
LATE HYBRIDS																	
CENTURY II	GB9140-E	60	79	--	69	--	93	92	--	15	65	13	67	65	37	59	83
CARGILL	837	49	105	79	77	77	76	123	143	15	64	13	68	65	41	58	97
HOEGEMEYER	6878	51	--	--	--	--	79	--	--	--	--	13	68	67	39	59	92
MATURITY CHECK	TX2752xTX430	59	102	77	80	79	91	120	140	16	66	13	70	66	41	57	102
ICI	5514Y	66	101	--	83	--	102	118	--	15	67	13	71	58	38	57	99
OHLDE(M/W GEN)	240W	71	98	75	84	81	110	114	136	16	64	14	65	45	43	57	96
HOEGEMEYER	671	71	--	--	--	--	109	--	--	--	--	14	68	48	41	58	98
MYCOGEN	466W	69	85	--	77	--	108	100	--	15	65	14	69	38	43	57	88
WILSON	E9190W	66	--	--	--	--	103	--	--	--	--	14	69	52	46	58	82
MATURITY CHECK	TX2752xTX2783	56	78	--	67	--	87	91	--	16	68	14	70	71	41	59	101
DEKALB	DK-56	67	95	82	81	81	105	111	149	16	69	15	73	47	44	55	88
Late Averages		62	88	79	75	76	96	103	143	15	66	14	69	56	41	58	93
Late C.V.(%)		21	8	--	--	--	21	8	--	--	--	6	3	22	7	3	7
Late L.S.D.(0.05)*		NS	13	12	--	--	NS	15	22	--	--	NS	2	17	4	NS	9
ALL HYBRIDS																	
Test Averages		65	85	55	75	68	65	85	55	15	63	14	66	47	39	58	101
C.V.(%)		19	16	--	--	--	19	16	--	--	--	8	3	25	8	3	8
L.S.D.(0.05)**		19	22	--	--	--	30	26	--	--	--	NS	3	19	5	3	13

* L.S.D. for comparing hybrids within a maturity grouping.

** L.S.D. for comparing hybrids in different maturity groups.

Unless two varieties differ by more than the L.S.D., little confidence can be placed in one being superior to the other.

NORTHWESTERN KANSAS ON SILT LOAM SOIL FALLOW

LOCATION: Northwest Research-Extension Center
Near Colby in **Thomas County**

COOPERATORS: Pat Evans, agronomist

TEST SITE: Keith silt loam

Fallow in 1994 and grain sorghum in 1993

FERTILIZATION: 82 lbs N/acre preplant
34 lbs P₂O₅/acre preplant

PLANTING DATE: June 12

HARVEST DATE: October 16

PEST CONTROL: Good

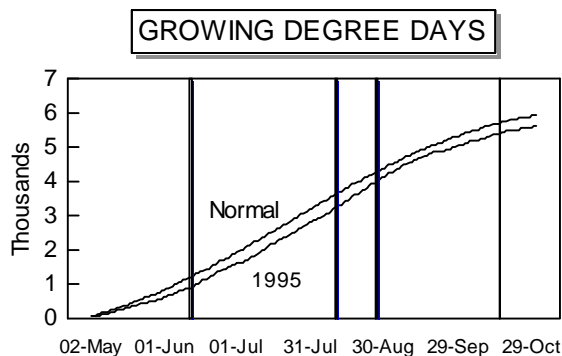
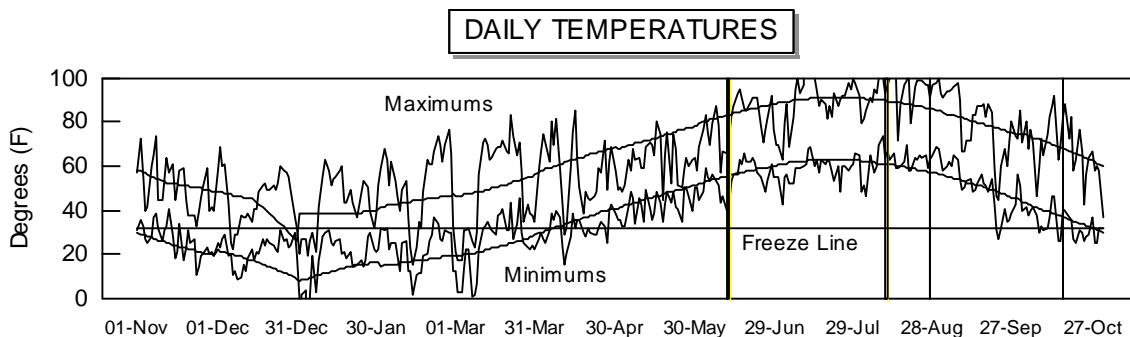
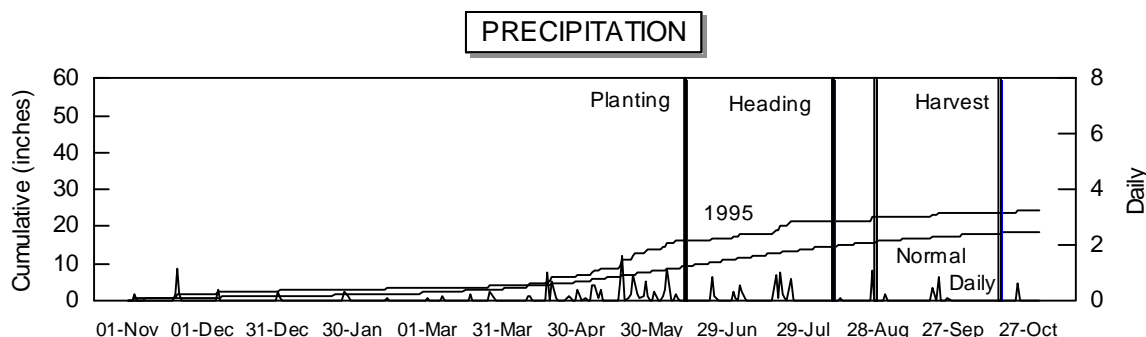
Lasso and Atrazine after planting

POPULATION: 23,000 plants/acre, 9 in. spacing

	EARLY	MEDIUM	LATE	ALL
STAND (%):	82	80	--	81
TEST YIELDS:				
Avg. (bu/a):	83	64	--	73
Range (bu/a):	56-105	37-89	--	37-105
L.S.D. (bu/a):	15	10	--	15
C.V. (%):	13	11	--	12
BLOOM DATES:	8/10-8/24	8/16-8/27	--	8/10-8/27

1995 GROWING CONDITIONS:

Cool, wet weather conditions in spring delayed planting and slowed early growth. Weather conditions changed to hot, dry, and windy in the first week of July. A cold front on September 22 brought freezing temperatures and 5 inches of snow, ending the growing season. Only early-maturing entries were mature at that time. Greenbugs were present in high numbers very late in the season but likely had little influence on yields.



GROWING-SEASON WEATHER SUMMARY

Month	Precipitation		Average Temp.		GDD	
	1995	Normal	1995	Normal	1995	Normal
April	2.5	1.8	45	49	0	0
May	7.3	2.9	52	60	549	781
June	3.0	3.1	67	70	1003	1093
July	4.2	3.0	75	76	1259	1317
August	1.4	2.2	78	74	1371	1241
Sep.	1.4	1.5	64	65	886	928
Oct.	0.6	1.1	51	53	528	574
Season Totals	20.4	15.6	62	64	5595	5934

TABLE 11. THOMAS CO. FALLOW GRAIN SORGHUM PERFORMANCE TEST RESULTS, 1992-95.

BRAND	HYBRID	ACRE YIELD, BUSHEL					YIELD AS %			94-95		1995						
		1995	1994	1992	2-Yr. AVG	3-Yr. AVG	OF TEST			Mois- ture %	Days to Blm	Mois- Days to Blm	Hds per Plnt	Lod- ging %	Plnt Ht. in. lb/bu	Test Wt. %	Final Std %	
							1995	1994	1992									AVERAGE
EARLY HYBRIDS																		
CARGILL	611Y	56	--	--	--	--	77	--	--	--	--	7	73	3.3	0	37	49	59
DEKALB	DK-38y	78	122	72	100	91	107	96	104	11	65	8	67	2.8	0	37	51	85
NC+	6B50	68	148	--	108	--	94	117	--	12	71	8	71	2.7	1	40	46	71
NORTHROP KING	X9315 EXP	88	--	--	--	--	121	--	--	--	--	9	59	2.8	2	36	54	85
MATURITY CHECK	C 305	92	122	--	107	--	126	96	--	12	60	9	60	2.8	52	40	55	79
AGRIPRO	AP 9135	87	--	--	--	--	120	--	--	--	--	9	62	2.8	20	37	55	72
PIONEER	8771	92	137	102	115	111	127	108	146	12	62	9	63	3.1	3	40	56	96
DELTAPINE	1482	88	125	74	107	96	121	99	105	12	67	9	66	2.2	5	37	55	103
CARGILL	607E	82	134	86	108	101	113	106	122	12	67	9	67	2.4	8	39	53	97
ASGROW	SENECA	82	141	59	112	94	113	111	84	13	68	9	68	2.8	0	38	56	71
CARGILL	X11432 EXP	93	--	--	--	--	128	--	--	--	--	9	68	3.3	2	40	55	56
MATURITY CHECK	TX3042xTX2737	82	133	96	107	103	112	105	137	12	65	9	68	3.2	24	41	54	72
NC+	Y363	72	146	84	109	101	99	115	120	12	68	9	68	2.5	1	43	52	98
DEKALB	DK-39	78	143	--	110	--	107	112	--	12	68	9	69	2.5	6	39	54	98
KELTGEN	KG 636	82	--	--	--	--	112	--	--	--	--	9	72	2.9	0	41	54	69
PIONEER	8699	105	137	98	121	113	144	108	140	12	62	10	64	2.8	13	39	57	102
Early Averages		83	132	70	108	95	114	104	100	12	66	9	67	2.8	9	39	54	82
Early C.V.(%)		13	6	--	--	--	13	6	--	--	--	4	1	14	82	3	4	12
Early L.S.D.(0.05)*		15	12	10	--	--	20	9	15	--	--	0	1	0.5	10	1	3	14
MEDIUM AND LATE HYBRIDS																		
MATURITY CHECK	WTLDxTX2737	51	129	--	90	--	70	102	--	12	75	7	74	2.3	1	39	43	84
MATURITY CHECK	OK11xTX2741	76	125	--	101	--	105	99	--	12	69	8	68	2.4	15	39	53	97
KELTGEN	KG 640Y	65	--	--	--	--	90	--	--	--	--	8	69	2.8	0	41	52	83
DEKALB	DK-40y	74	137	69	106	93	102	108	98	12	68	8	70	3.1	2	40	50	67
DEKALB	DK-45	68	--	--	--	--	93	--	--	--	--	8	70	2.1	14	45	51	88
DEKALB	DK-41y	57	--	60	--	--	79	--	86	--	--	8	72	3	1	41	48	71
KELTGEN	KG 706	44	--	--	--	--	61	--	--	--	--	8	74	3.5	0	40	47	45
MATURITY CHECK	TX2752xTX430	55	130	27	92	70	75	102	38	13	77	8	75	2.2	2	42	47	88
CARGILL	775Y	37	--	--	--	--	50	--	--	--	--	8	76	2.2	0	39	48	100
KELTGEN	KG 698cr	39	--	--	--	--	54	--	--	--	--	8	76	2.1	0	40	45	85
ASGROW	XP3282 EXP	89	--	--	--	--	123	--	--	--	--	9	65	2.7	2	37	55	87
MATURITY CHECK	RS 610	85	112	94	99	97	117	88	134	12	64	9	65	3	20	38	54	73
ICI	5616	75	134	92	105	101	103	106	132	12	68	9	69	2.8	0	39	55	68
MYCOGEN	3838	83	--	--	--	--	114	--	--	--	--	9	69	2.3	1	39	53	82
NORTHROP KING	KS 560Y	77	131	83	104	97	107	103	119	12	68	9	69	3.2	0	35	54	85
CARGILL	737	65	140	--	103	--	89	111	--	13	72	9	71	2.4	0	38	53	76
MATURITY CHECK	TX2752xTX2783	42	112	--	77	--	58	88	--	14	78	9	75	2	0	43	48	91
KELTGEN	KG 675	66	--	--	--	--	91	--	--	--	--	10	72	2.6	0	44	52	74
Medium Averages		64	126	70	95	87	88	99	100	12	71	9	71	2.6	3	40	50	80
Medium C.V.(%)		11	3	--	--	--	11	3	--	--	--	8	1	14	145	3	4	12
Med. L.S.D.(0.05)*		10	7	10	--	--	14	6	15	--	--	1	1	0.5	6	2	3	13
ALL HYBRIDS																		
Test Averages		73	127	70	100	90	73	127	70	12	68	9	69	2.7	6	39	52	81
C.V.(%)		12	6	--	--	--	12	6	--	--	--	6	1	14	103	3	4	12
L.S.D.(0.05)**		15	12	10	--	--	20	10	15	--	--	1	2	0.6	10	2	3	16

* L.S.D. for comparing hybrids within a maturity grouping.

** L.S.D. for comparing hybrids in different maturity groups.

Unless two varieties differ by more than the L.S.D., little confidence can be placed in one being superior to the other.

NORTHWESTERN KANSAS ON SILT LOAM SOIL IRRIGATED

LOCATION: Northwest Research-Extension Center
Near Colby in **Thomas County**

COOPERATORS: Pat Evans, agronomist

TEST SITE: Keith silt loam
Soybeans in 1994 and corn in 1993

FERTILIZATION: 135 lbs N/acre preplant
25 lbs P₂O₅/acre preplant

PLANTING DATE: June 6

HARVEST DATE: October 17

PEST CONTROL: Good
Lasso, Atrazine, and Buctril after planting

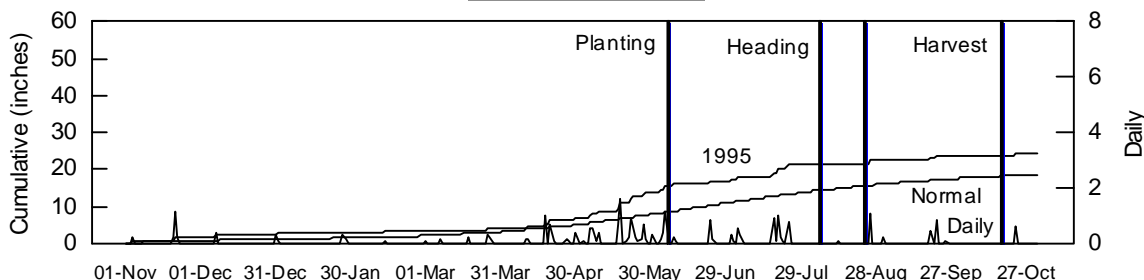
POPULATION: 70,000 plants/acre, 3 in. spacing

	EARLY	MEDIUM	LATE	ALL
STAND (%):	--	86	89	87
TEST YIELDS:				
Avg. (bu/a):	--	95	81	89
Range (bu/a):	--	65-116	59-99	59-116
L.S.D. (bu/a):	--	13	13	15
C.V. (%):	--	10	11	10
BLOOM DATES:	--	8/6-8/23	8/17-8/24	8/6-8/24
IRRIGATION:	4.0 in. applied on each date: 7/30, 8/11, and 8/26			

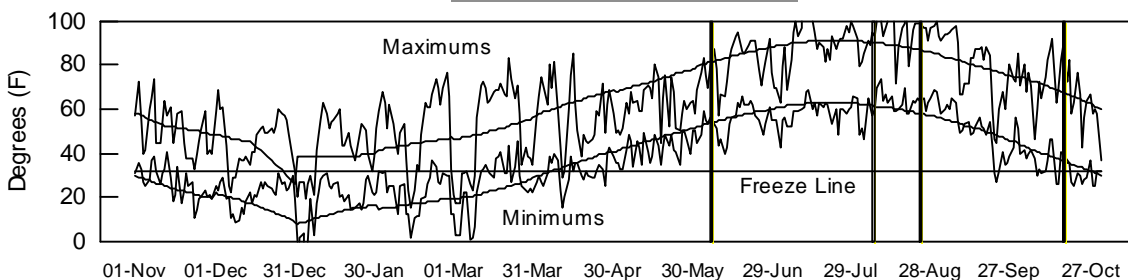
1995 GROWING CONDITIONS:

Cool, wet weather conditions in spring delayed planting and slowed early growth. Weather conditions turned hot, dry, and windy in the first week of July. A cold front on September 22 brought freezing temperatures and 5 inches of snow, ending the growing season. Only early-maturing entries were mature at that time. Greenbugs were present in high numbers very late in the season but likely had little influence on yields.

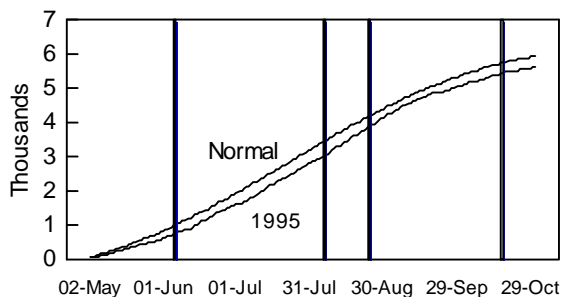
PRECIPITATION



DAILY TEMPERATURES



GROWING DEGREE DAYS



GROWING-SEASON WEATHER SUMMARY

Month	Precipitation		Average Temp.		GDD	
	1995	Normal	1995	Normal	1995	Normal
April	2.5	1.8	45	49	0	0
May	7.3	2.9	52	60	549	781
June	3.0	3.1	67	70	1003	1093
July	4.2	3.0	75	76	1259	1317
August	1.4	2.2	78	74	1371	1241
Sep.	1.4	1.5	64	65	886	928
Oct.	0.6	1.1	51	53	528	574
Season Totals	20.4	15.6	62	64	5595	5934

TABLE 12. THOMAS CO. IRR. GRAIN SORGHUM PERFORMANCE TEST RESULTS, 1992-95.

BRAND	HYBRID	ACRE YIELD, BUSHELS					YIELD AS %			94-95		1995						
		1995	1994	2-Yr. 3-Yr.		AVG	OF TEST			Mois- Days ture to % Blm	Mois-Days ture to % Blm	Hds Lod- per gng Plnt %	Plnt Ht. in. lb/bu	Test Wt. %	Final Std %			
				1992	AVG		1995	1994	1992									
EARLY AND MEDIUM HYBRIDS																		
MATURITY CHECK	WTLDxTX2737	73	162	--	118	--	83	98	--	11	75	8	76	1.1	7	47	54	87
CARGILL	775Y	65	--	--	--	--	73	--	--	--	--	8	78	1.1	5	47	53	93
MATURITY CHECK	C 305	98	140	--	119	--	110	84	--	11	61	9	61	1.5	8	46	57	75
AGRIPRO	AP 9210	105	--	--	--	--	118	--	--	--	--	9	66	1.1	3	43	58	102
MATURITY CHECK	OK11xTX2741	91	154	--	123	--	103	93	--	12	69	9	68	1.1	15	45	57	88
KELTGEN	KG 640Y	86	--	--	--	--	97	--	--	--	--	9	70	1.4	2	49	56	78
CARGILL	737	105	--	--	--	--	118	--	--	--	--	9	72	1.2	8	45	57	90
DEKALB	DK-48	92	174	108	133	125	104	105	127	12	71	9	72	1.4	13	49	57	79
CARGILL	X11432 EXP	107	--	--	--	--	120	--	--	--	--	10	64	1.2	7	45	58	89
MATURITY CHECK	RS 610	85	130	131	107	115	96	79	154	12	62	10	65	1.4	41	45	57	68
PIONEER	8505	110	147	115	129	124	124	89	136	12	65	10	65	1.3	1	47	59	87
MATURITY CHECK	TX3042xTX2737	89	155	129	122	124	101	94	152	12	66	10	67	1.3	17	49	57	76
DELTAPINE	1506	110	152	113	131	125	124	92	133	12	70	10	68	1.2	28	53	58	88
KELTGEN	KG 675	116	--	--	--	--	130	--	--	--	--	10	68	1.1	21	54	59	92
KELTGEN	KG 636	113	--	--	--	--	127	--	--	--	--	10	69	1.2	32	47	58	94
DEKALB	DK-45	72	--	--	--	--	82	--	--	--	--	10	71	1.2	88	47	56	91
Medium Averages		95	164	85	130	115	107	99	100	12	69	9	69	1.2	18	47	57	86
Medium C.V.(%)		10	5	--	--	--	10	5	--	--	--	4	1	6	31	3	1	10
Med. L.S.D.(0.05)*		13	14	23	--	--	15	9	27	--	--	0	1	0.1	8	2	1	11
LATE HYBRIDS																		
ICI	5514Y	59	--	--	--	--	67	--	--	--	--	8	74	1.3	17	47	53	81
DEKALB	DK-66	88	216	--	152	--	99	131	--	12	81	8	79	1.1	15	57	52	85
DEKALB	DK-55	85	179	--	132	--	96	108	--	12	75	9	75	1.1	45	51	53	82
MATURITY CHECK	TX2752xTX430	67	184	83	126	112	76	112	98	12	77	9	75	1.1	81	49	54	95
MATURITY CHECK	TX2752xTX2783	94	189	--	141	--	106	114	--	12	77	9	76	1.1	56	53	56	88
ASGROW	A570	90	206	--	148	--	101	124	--	12	78	9	78	1.1	51	56	54	94
KELTGEN	KG 698cr	61	--	--	--	--	68	--	--	--	--	9	78	1.1	8	47	53	89
PIONEER	8310	88	161	--	124	--	99	97	--	12	73	10	72	1.1	19	52	56	90
DEKALB	DK-54	85	173	--	129	--	96	105	--	12	73	10	73	1.1	65	51	56	92
PIONEER	8282	72	--	--	--	--	81	--	--	--	--	10	73	1.1	44	53	54	88
KELTGEN	KG 706	99	--	--	--	--	111	--	--	--	--	10	74	1.1	46	48	58	101
DEKALB	DK-56	80	176	98	128	118	91	107	116	12	75	10	76	1.2	46	53	56	81
Late Averages		81	170	85	125	112	91	103	100	12	75	9	75	1.1	41	51	54	89
Late C.V.(%)		11	5	--	--	--	11	5	--	--	--	5	1	8	40	3	2	7
Late L.S.D.(0.05)*		13	14	23	--	--	14	9	27	--	--	1	1	NS	23	2	2	8
ALL HYBRIDS																		
Test Averages		89	165	85	127	113	89	165	85	12	72	9	72	1.2	28	49	56	87
C.V.(%)		10	5	--	--	--	10	5	--	--	--	5	1	7	41	3	2	8
L.S.D.(0.05)**		15	12	23	--	--	17	7	27	--	--	1	1	0.1	19	2	2	12

* L.S.D. for comparing hybrids within a maturity grouping.

** L.S.D. for comparing hybrids in different maturity groups.

Unless two varieties differ by more than the L.S.D., little confidence can be placed in one being superior to the other.

WEST CENTRAL KANSAS FALLOW

LOCATION: Southwest Research-Extension Center
Near Tribune in **Greeley County**

COOPERATORS: Alan Schlegel, agronomist
Harold Click and Dave Frickel, technicians

TEST SITE: Ulysses silt loam
Fallow in 1994 and sorghum in 1993

FERTILIZATION: 60 lbs N/acre

PLANTING DATE: June 10

HARVEST DATE: October 26

PEST CONTROL: Good

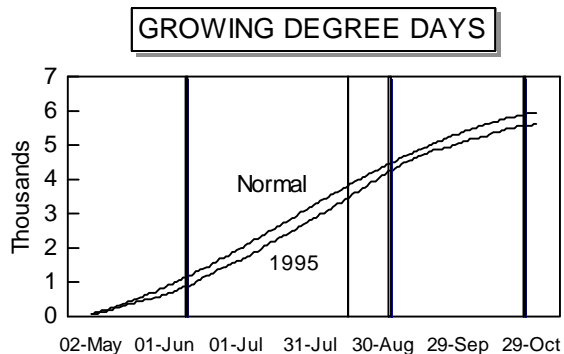
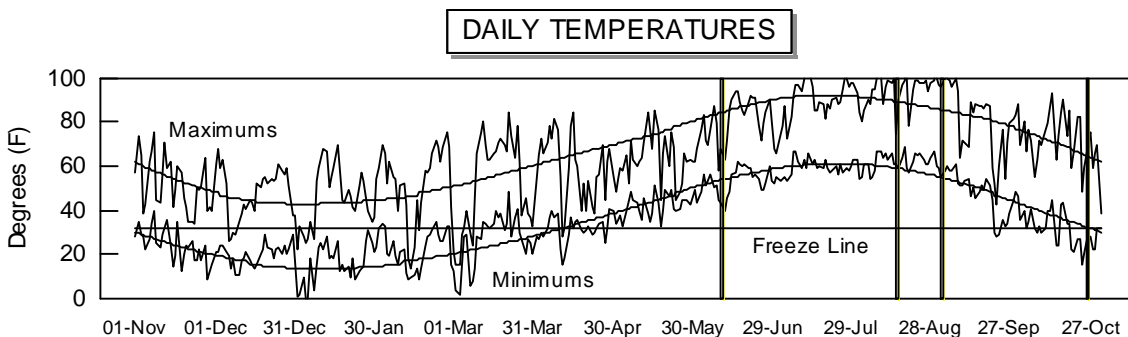
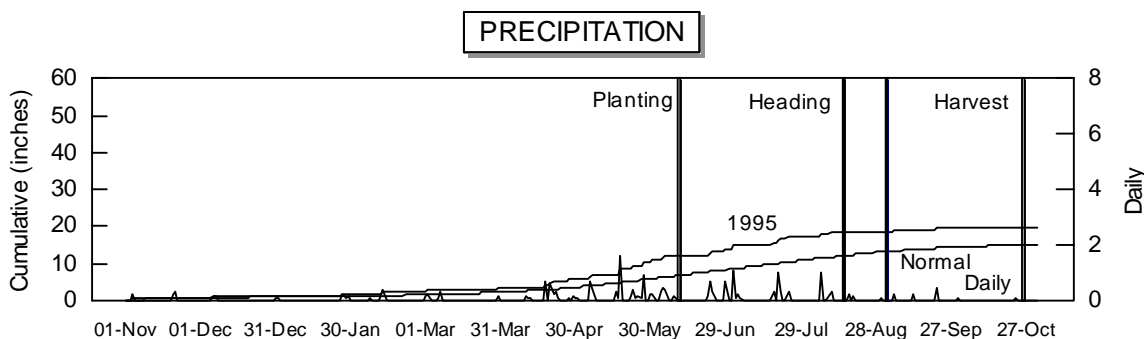
Atrazine on June 22 for weed control

POPULATION: 23,000 plants/acre, 9 in. spacing

	EARLY	MEDIUM	LATE	ALL
STAND (%):	89	92	--	90
TEST YIELDS:				
Avg. (bu/a):	43	45	--	44
Range (bu/a):	33-53	25-57	--	25-57
L.S.D. (bu/a):	NS	11.6	--	12.8
C.V. (%):	13.9	14.8	--	14.2
BLOOM DATES:	8/15-8/25	8/15-9/1	--	8/15-9/1

1995 GROWING CONDITIONS:

Yields for this test were respectable, considering the shortened, relatively cool, growing season. Warm temperatures in July and August helped make up for cool temperatures earlier in the season, but an early freeze and subsequent cool temperatures prevented full maturation of many entries.



GROWING-SEASON WEATHER SUMMARY

Month	Precipitation		Average Temp.		GDD	
	1995	Normal	1995	Normal	1995	Normal
April	2.4	1.3	45	50	0	0
May	5.1	2.4	53	60	577	786
June	3.1	2.5	67	70	978	1093
July	3.2	2.5	75	76	1259	1307
August	1.7	2.2	78	74	1363	1231
Sep.	0.9	1.3	64	65	893	944
Oct.	0.0	0.7	51	53	533	597
Season Totals	16.4	12.9	62	64	5603	5958

TABLE 13. GREELEY CO. FALLOW GRAIN SORGHUM PERFORMANCE TEST RESULTS, 1993-95.

BRAND	HYBRID	ACRE YIELD, BUSHELS					YIELD AS %			94-95		1995						
		1995	1994	1993	2-Yr. AVG	3-Yr. AVG	OF TEST			Mois- Days ture to % Blm	Mois-Days ture to % Blm	Hds per Plnt	Lod- ging %	Plnt in. lb/bu	Test Wt.	Final Std %		
							1995	1994	1993								AVERAGE	
EARLY HYBRIDS																		
CARGILL	607E	33	70	108	51	70	74	97	113	11	72	8	68	2.6	48	37	57	98
MATURITY CHECK	TX3042xTX2737	39	69	116	54	75	87	96	122	11	72	8	69	2.9	98	46	56	83
PIONEER	8771	38	77	109	58	75	87	107	114	11	68	9	65	2.6	100	45	57	88
MATURITY CHECK	C 305	38	67	--	52	--	85	93	--	11	68	9	67	3.4	100	45	55	81
NORTHROP KING	X9315 EXP	53	--	--	--	--	119	--	--	--	--	9	67	2.4	85	38	58	93
PIONEER	8699	48	82	111	65	80	107	114	117	11	69	9	67	2.1	95	42	56	91
DEKALB	DK-38y	45	85	94	65	75	101	118	99	11	71	9	69	2.9	43	36	56	85
CARGILL	X11432 EXP	47	--	--	--	--	107	--	--	--	--	9	70	3.2	78	42	56	79
DEKALB	DK-39	43	74	--	58	--	97	102	--	11	73	9	70	2.9	95	40	57	81
DELTAPINE	1482	45	76	107	60	76	101	105	113	11	74	9	70	2.2	60	39	56	73
OHLDE(M/W GEN)	222C	47	78	--	63	--	106	109	--	11	73	9	71	2.7	50	38	57	73
CARGILL	611Y	37	--	--	--	--	84	--	--	--	--	9	75	2.3	13	39	57	106
NC+	6R55E	51	--	--	--	--	116	--	--	--	--	9	75	2.1	85	44	58	96
NC+	6B50	46	--	--	--	--	105	--	--	--	--	9	75	2.5	18	40	55	120
Early Averages		43	74	100	59	72	98	102	105	11	72	9	70	2.6	69	41	57	89
Early C.V.(%)		14	12	--	--	--	14	12	--	--	--	3	2	25	26	5	2	12
Early L.S.D.(0.05)*		NS	12	13	--	--	NS	16	14	--	--	NS	2	NS	32	4	NS	19
MEDIUM AND LATE HYBRIDS																		
MATURITY CHECK	WTLDxTX2737	48	72	--	60	--	110	100	--	13	84	8	77	2.4	28	40	53	88
CARGILL	775Y	45	--	--	--	--	103	--	--	--	--	8	79	3.1	0	40	54	94
MATURITY CHECK	TX2752xTX430	49	80	77	65	69	111	111	82	13	86	8	79	2.2	3	43	54	101
MATURITY CHECK	TX2752xTX2783	25	64	--	45	--	57	89	--	13	88	8	83	1.3	3	42	53	86
TRIUMPH	TR459	57	--	--	--	--	129	--	--	--	--	9	65	2.9	20	39	57	114
PIONEER	8505	54	--	108	--	--	123	--	114	--	--	9	68	3	80	43	57	99
MATURITY CHECK	RS 610	27	50	86	39	55	62	69	91	11	71	9	70	2.9	90	43	54	70
MYCOGEN	3838	49	--	--	--	--	111	--	--	--	--	9	70	2.7	93	40	58	86
DEKALB	DK-45	47	--	--	--	--	106	--	--	--	--	9	71	2.1	100	46	58	90
DEKALB	DK-40y	35	78	114	56	75	79	108	119	12	74	9	71	3.1	78	42	58	69
ICI	5616	40	--	99	--	--	91	--	104	--	--	9	71	2.1	15	43	58	94
MYCOGEN	T-E HARDY	57	79	93	68	76	130	109	98	11	73	9	71	3	15	38	56	81
GOLDEN WORLD	GW 1131	51	--	--	--	--	115	--	--	--	--	9	73	2.7	28	38	54	94
PIONEER	8522Y	37	73	--	55	--	85	101	--	12	77	9	73	3.2	5	40	56	100
CARGILL	737	50	79	--	65	--	113	110	--	12	80	9	75	2.4	20	41	56	99
MATURITY CHECK	OK11xTX2741	54	73	--	64	--	123	102	--	11	79	9	75	3	20	42	55	99
GOLDEN WORLD	GW 5946	37	--	--	--	--	83	--	--	--	--	9	77	1.7	8	40	55	94
Medium Averages		45	72	90	58	69	102	100	95	12	77	9	73	2.5	35	41	56	92
Medium C.V.(%)		15	12	--	--	--	15	12	--	--	--	4	320.7	30	5	3	16	
Med. L.S.D.(0.05)*		12	15	18	--	--	26	20	19	--	--	NS	4	NS	19	NS	NS	NS
ALL HYBRIDS																		
Test Averages		44	72	95	58	70	44	72	95	12	75	9	72	2.6	51	41	56	90
C.V.(%)		14	13	--	--	--	14	13	--	--	--	4	3	23	29	5	2	14
L.S.D.(0.05)**		13	15	--	--	--	29	20	--	--	--	NS	4	NS	30	4	3	NS

* L.S.D. for comparing hybrids within a maturity grouping.

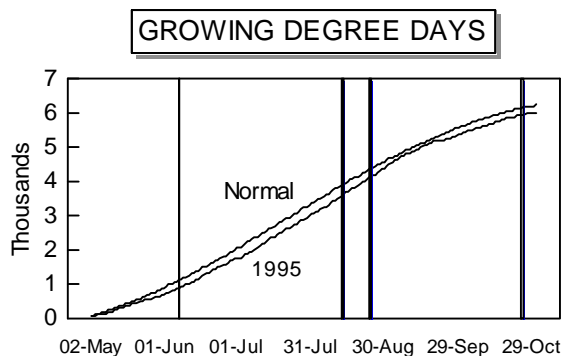
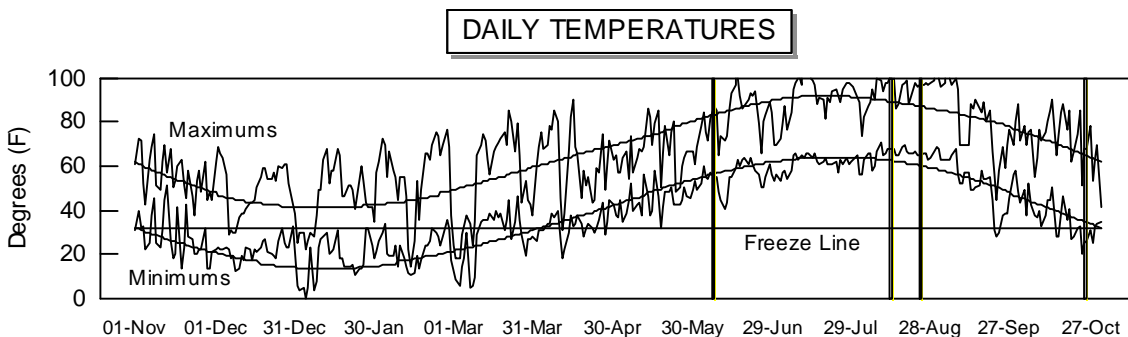
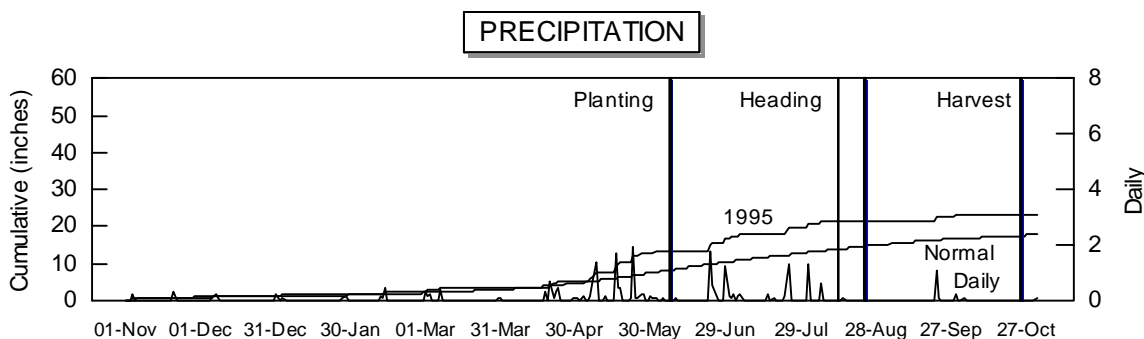
** L.S.D. for comparing hybrids in different maturity groups.

Unless two varieties differ by more than the L.S.D., little confidence can be placed in one being superior to the other.

SOUTHWESTERN KANSAS FALLOW

LOCATION: Southwest Research-Extension Center
Near Garden City in **Finney County**
COOPERATORS: Merle Witt, agronomist
TEST SITE: Keith silt loam
Fallow in 1994 and sorghum in 1993
FERTILIZATION: 75 lbs N/acre preplant
PLANTING DATE: June 7
HARVEST DATE: October 25
PEST CONTROL: Sprayed to control greenbugs on
Sept. 1
POPULATION: 17,000 plants/acre, 12 in. spacing

	EARLY	MEDIUM	LATE	ALL
STAND (%):	--	--	--	--
TEST YIELDS:				
Avg. (bu/a):	54	61	--	57
Range (bu/a):	45-63	44-90	--	44-90
L.S.D. (bu/a):	7.9	14.7	--	11.2
C.V. (%):	10.5	14.0	--	12.0
BLOOM DATES:	8/13-8/22	8/15-8/24	--	8/13-8/24
1995 GROWING CONDITIONS:	Emergence and resulting stands were excellent. Plants got off to a slow start because of cool, wet weather well into June. August was very hot and dry, with daily maximum temperatures 5°F above normal. The grain filling period was shortened on both ends by the slow start and the early freeze on September 22.			



GROWING-SEASON WEATHER SUMMARY

Month	Precipitation		Average Temp.		GDD	
	1995	Normal	1995	Normal	1995	Normal
April	1.9	1.7	48	51	0	0
May	7.7	2.9	56	62	651	842
June	4.0	2.9	69	72	1050	1145
July	2.4	2.5	77	78	1323	1352
August	2.0	2.2	80	75	1424	1275
Sep.	1.4	1.6	66	67	946	986
Oct.	0.1	1.0	54	54	620	632
Season Totals	19.7	14.8	64	66	6013	6231

TABLE 14. FINNEY CO. FALLOW GRAIN SORGHUM PERFORMANCE TEST RESULTS, 1993-95.

BRAND	HYBRID	ACRE YIELD, BUSHELS					YIELD AS % OF TEST AVERAGE			94-95		1995			Plnt Ht. in. lb/bu	Test Wt.
		1995	1994	1993	2-Yr. AVG	3-Yr. AVG	1995	1994	1993	Mois- ture %	Days to Blm	Mois- ture %	Days to Blm	Lod- ging %		
EARLY HYBRIDS																
DEKALB	DK-38y	50	71	60	60	60	87	88	104	12	66	11	71	2	37	53
CARGILL	X11432 EXP	63	--	--	--	--	110	--	--	--	--	11	73	0	44	56
NORTHROP KING	KS 383Y	51	71	59	61	60	90	88	102	12	66	11	73	3	36	56
OHLDE(M/W GEN)	222C	52	69	--	60	--	92	85	--	12	67	11	73	1	39	56
ASGROW	SENECA	62	60	62	61	61	109	75	108	12	67	11	74	1	40	58
OHLDE(M/W GEN)	215	50	--	--	--	--	87	--	--	--	--	11	76	3	42	52
MATURITY CHECK	C 305	45	61	--	53	--	78	76	--	12	61	12	67	53	43	56
PIONEER	8771	45	88	63	66	65	78	109	109	13	62	12	68	4	44	57
PIONEER	8699	61	74	50	67	62	106	92	87	13	62	12	68	7	41	57
MYCOGEN	T-E ELITE	56	71	57	63	61	98	88	100	12	64	12	70	2	41	55
MATURITY CHECK	TX3042xTX2737	54	59	57	57	57	95	73	99	12	65	12	71	28	46	58
CARGILL	607E	62	71	59	66	64	108	89	102	13	67	12	72	3	39	54
OHLDE(M/W GEN)	214	47	85	--	66	--	81	105	--	13	68	12	73	3	40	55
CARGILL	611Y	57	--	--	--	--	99	--	--	--	--	12	74	8	38	56
GOLDEN HARVEST	H-403	49	82	--	65	--	85	102	--	13	67	12	74	0	41	55
DELTAPINE	1490Y	63	70	--	66	--	110	87	--	13	65	13	71	18	39	58
DEKALB	DK-39	54	81	--	68	--	95	101	--	13	67	13	72	7	41	56
AGRIPRO	AP 9210	58	81	--	70	--	102	101	--	13	68	13	73	3	40	55
Early Averages		54	72	53	63	60	95	89	93	13	66	12	72	8	40	56
Early C.V.(%)		10	8	--	--	--	10	8	--	--	--	5	1	139	3	2
Early L.S.D.(0.05)*		8	9	9	--	--	14	12	16	--	--	1	1	16	2	2
MEDIUM AND LATE HYBRIDS																
GOLDEN WORLD	GW 1131	62	--	--	--	--	109	--	--	--	--	11	70	67	40	57
PIONEER	8500	62	89	--	76	--	108	111	--	13	66	11	70	87	44	59
ICI	5616	66	100	50	83	72	116	124	87	12	68	11	71	6	41	58
MATURITY CHECK	OK11xTX2741	54	73	--	64	--	94	91	--	13	69	11	71	55	40	58
PIONEER	8446	68	88	--	78	--	119	109	--	13	68	11	71	8	41	57
TRIUMPH	TR459	68	70	56	69	65	118	87	97	12	67	11	72	1	41	58
CARGILL	737	73	91	--	82	--	128	113	--	12	67	11	73	3	41	57
CARGILL	775Y	59	--	--	--	--	103	--	--	--	--	11	74	3	42	56
CASTERLINE	SR 319E	90	102	68	96	86	157	126	118	13	69	11	74	18	43	57
MATURITY CHECK	WTLDxTX2737	66	83	--	75	--	116	103	--	13	72	11	74	9	42	56
GOLDEN WORLD	GW 5946	51	--	--	--	--	89	--	--	--	--	11	76	2	43	54
NORTHROP KING	X9322 EXP	47	--	--	--	--	83	--	--	--	--	11	76	0	39	57
MATURITY CHECK	RS 610	55	68	42	61	55	96	84	74	13	63	12	69	85	41	56
CASTERLINE	SR317EW	51	--	--	--	--	89	--	--	--	--	12	71	8	43	57
DEKALB	DK-40y	63	--	47	--	--	109	--	81	--	--	12	71	17	42	57
MYCOGEN	3838	74	--	--	--	--	129	--	--	--	--	12	71	41	40	58
DEKALB	DK-41y	50	98	59	74	69	88	122	102	13	71	12	74	4	42	55
NORTHROP KING	KS 714Y	59	93	72	76	75	102	116	126	14	74	12	75	1	42	56
MATURITY CHECK	TX2752xTX430	53	89	68	71	70	93	110	119	14	75	12	77	20	44	55
MATURITY CHECK	TX2752xTX2783	44	101	--	72	--	78	125	--	14	76	12	78	3	47	55
DEKALB	DK-45	60	--	--	--	--	104	--	--	--	--	13	73	28	45	56
Medium Averages		61	84	62	72	69	106	104	108	13	69	11	73	22	42	57
Medium C.V.(%)		14	8	--	--	--	14	8	--	--	--	6	1	85	3	3
Med. L.S.D.(0.05)*		15	12	8	--	--	26	14	14	--	--	1	1	26	2	2
ALL HYBRIDS																
Test Averages		57	81	58	69	65	57	81	58	13	68	12	72	16	41	56
C.V.(%)		12	10	--	--	--	12	10	--	--	--	6	1	101	3	3
L.S.D.(0.05)**		11	13	--	--	--	20	17	--	--	--	1	2	26	2	2

* L.S.D. for comparing hybrids within a maturity grouping.

** L.S.D. for comparing hybrids in different maturity groups.

Unless two varieties differ by more than the L.S.D., little confidence can be placed in one being superior to the other.

SOUTHWESTERN KANSAS IRRIGATED

LOCATION: Southwest Research-Extension Center
Near Garden City in **Finney County**

COOPERATORS: Merle Witt, agronomist

TEST SITE: Keith silt loam

Fallow in 1994 and grain sorghum in 1993

FERTILIZATION: 150 lbs N/acre preplant

PLANTING DATE: June 9

HARVEST DATE: October 25

PEST CONTROL: Sprayed to control greenbugs on
Sept. 1

POPULATION: 70,000 plants/acre, 3 in. spacing

EARLY MEDIUM LATE ALL

TEST YIELDS:

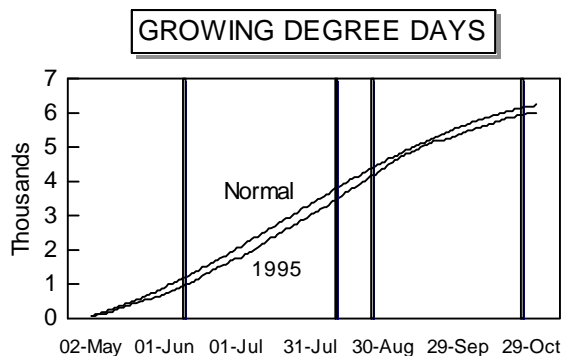
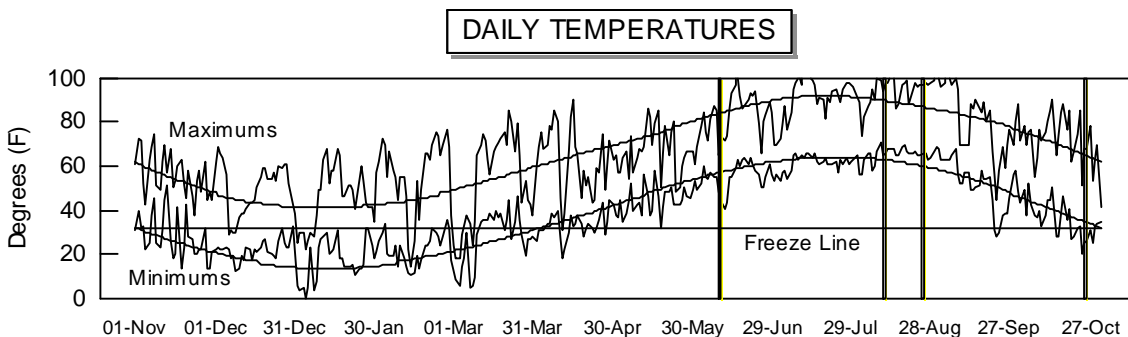
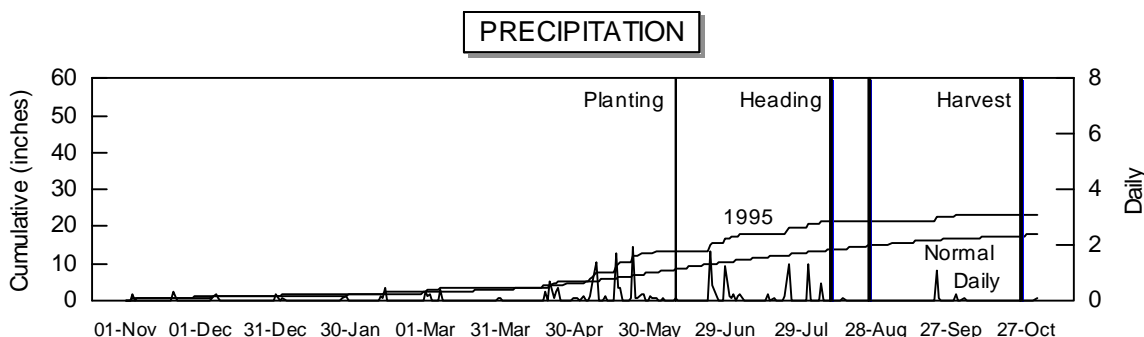
Avg. (bu/a):	--	82	76	79
Range (bu/a):	--	67-99	57-102	57-102
L.S.D. (bu/a):	--	15.7	17.0	17.7
C.V. (%):	--	13.9	13.0	13.8

BLOOM DATES: -- 8/10-8/21 8/18-8/25 8/10-8/25

IRRIGATION: 5 inches applied on each date:
7/12 and 8/10

1995 GROWING CONDITIONS:

Emergence and resulting stands were excellent. Plants got off to a slow start because of cool, wet weather well into June. August was very hot and dry, with daily maximum temperatures 5°F above normal. The grain filling period was shortened on both ends by the slow start and the early freeze on September 22.



GROWING-SEASON WEATHER SUMMARY

Month	Precipitation		Average Temp.		GDD	
	1995	Normal	1995	Normal	1995	Normal
April	1.9	1.7	48	51	0	0
May	7.7	2.9	56	62	651	842
June	4.0	2.9	69	72	1050	1145
July	2.4	2.5	77	78	1323	1352
August	2.0	2.2	80	75	1424	1275
Sep.	1.4	1.6	66	67	946	986
Oct.	0.1	1.0	54	54	620	632
Season Totals	19.7	14.8	64	66	6013	6231

TABLE 15. FINNEY CO. IRR. GRAIN SORGHUM PERFORMANCE TEST RESULTS, 1993-95.

BRAND	HYBRID	ACRE YIELD, BUSHEL					YIELD AS %			94-95		1995				
		1995	1994	1993	AVG	AVG	OF TEST		Mois- Days ture to	Blm	Mois- Days ture to	Blm	Lod- ging	Plnt Ht.	Test Wt. in. lb/bu	
							2-Yr.	3-Yr.								AVERAGE
EARLY AND MEDIUM HYBRIDS																
MATURITY CHECK	C 305	78	119	--	98	--	98	85	--	12	58	10	62	6	48	56
MATURITY CHECK	RS 610	69	113	131	91	104	88	80	88	11	63	10	67	3	48	57
MATURITY CHECK	TX3042xTX2737	78	109	141	94	109	99	78	95	12	64	10	67	3	51	57
DEKALB	DK-45	67	--	--	--	--	84	--	--	--	--	10	69	7	53	57
DELTAPINE	1506	99	147	158	123	135	126	105	107	12	66	10	69	5	56	59
GRI	58977	70	--	--	--	--	88	--	--	--	--	10	69	0	49	58
AGRIPRO	EX29766 EXP	94	--	--	--	--	119	--	--	--	--	10	70	0	46	58
DEKALB	DK-48	92	138	159	115	130	116	98	108	12	68	10	70	0	50	58
GRI	47977	80	--	--	--	--	101	--	--	--	--	10	70	0	50	57
GRI	57977	73	--	--	--	--	92	--	--	--	--	10	70	0	46	56
MATURITY CHECK	OK11xTX2741	77	116	--	96	--	97	83	--	12	66	10	70	0	45	57
CARGILL	737	95	--	--	--	--	121	--	--	--	--	10	71	0	46	57
AGRIPRO	EX9660 EXP	80	--	--	--	--	101	--	--	--	--	10	72	0	46	56
CARGILL	X19225 EXP	92	--	--	--	--	117	--	--	--	--	10	72	0	48	56
NC+	7R37E	87	147	--	117	--	110	105	--	12	69	10	72	3	49	56
CARGILL	X19207 EXP	90	--	--	--	--	114	--	--	--	--	10	73	0	51	53
CARGILL	775Y	74	--	--	--	--	94	--	--	--	--	10	73	0	47	56
MATURITY CHECK	WTLDxTX2737	77	126	--	101	--	97	89	--	11	70	10	73	0	48	56
WILSON	535Y	88	152	156	120	132	111	108	105	12	67	11	69	3	54	56
Medium Averages		82	136	156	109	125	104	97	105	12	68	10	70	2	49	57
Medium C.V.(%)		14	6	--	--	--	14	6	--	--	--	2	1	177	3	3
Med. L.S.D.(0.05)*		16	14	18	--	--	20	10	12	--	--	0	1	4	2	NS
LATE HYBRIDS																
DEKALB	DK-55	84	174	--	129	--	106	124	--	11	71	9	73	0	52	53
MYCOGEN	444E	74	135	160	104	123	94	96	108	12	68	10	70	0	48	58
ICI	5514Y	76	--	--	--	--	96	--	--	--	--	10	71	0	47	55
MATURITY CHECK	TX2752xTX430	59	143	148	101	117	75	102	100	11	71	10	71	0	53	55
NORTHROP KING	KS 735	70	142	--	106	--	88	101	--	11	69	10	71	1	49	57
PIONEER	8310	88	162	135	125	128	111	116	91	12	69	10	71	0	54	57
CASTERLINE	SR 324E	102	169	150	136	140	129	120	101	12	70	10	72	0	52	57
DEKALB	DK-58	82	145	143	113	123	103	103	97	12	72	10	72	0	53	55
DEKALB	DK-54	66	151	154	108	124	84	107	104	12	71	10	72	0	54	56
DEKALB	DK-56	84	157	131	120	124	107	111	88	12	71	10	72	0	56	58
GOLDEN HARVEST	H-509	71	--	--	--	--	90	--	--	--	--	10	72	0	48	56
MATURITY CHECK	TX2752xTX2783	73	150	--	111	--	92	107	--	12	72	10	72	0	53	56
PIONEER	8282	101	--	--	--	--	128	--	--	--	--	10	72	0	53	56
TRIUMPH	TR481	92	145	--	119	--	117	103	--	12	70	10	72	0	53	57
TRIUMPH	TR474	56	146	--	101	--	72	104	--	11	72	10	73	0	53	57
AGRIPRO	AP 9850	65	135	148	100	116	83	96	100	12	74	10	74	0	54	55
ASGROW	A570	66	161	--	113	--	84	114	--	11	71	10	74	3	54	55
NC+	8B15	77	--	--	--	--	98	--	--	--	--	10	74	0	55	56
PIONEER	8118	79	149	151	114	126	100	106	102	12	74	10	74	0	57	57
WILSON	E9190W	77	--	--	--	--	97	--	--	--	--	10	74	0	57	57
TRIUMPH	TR82-G	61	140	161	101	121	78	100	109	12	73	10	75	0	52	55
DEKALB	DK-66	75	161	149	118	128	95	114	101	12	74	10	76	0	56	53
CARGILL	X12287 EXP	64	--	--	--	--	81	--	--	--	--	10	77	0	52	54
Late Averages		76	146	140	111	121	96	104	95	12	71	10	73	0	53	56
Late C.V.(%)		13	5	--	--	--	13	5	--	--	--	2	1	659	3	3
Late L.S.D.(0.05)*		17	13	18	--	--	22	9	12	--	--	0	1	NS	2	NS
ALL HYBRIDS																
Test Averages		79	141	148	110	123	79	141	148	12	70	10	71	1	51	56
C.V.(%)		14	7	--	--	--	14	7	--	--	--	2	1	255	3	3
L.S.D.(0.05)**		18	15	--	--	--	22	11	--	--	--	0	1	3	2	3

* L.S.D. for comparing hybrids within a maturity grouping.

** L.S.D. for comparing hybrids in different maturity groups.

Unless two varieties differ by more than the L.S.D., little confidence can be placed in one being superior to the other.

**TABLE 16. YIELD AS PERCENT OF TEST AVERAGE FROM 1995
GRAIN SORGHUM PERFORMANCE TESTS - EASTERN AND CENTRAL KANSAS.**

BRAND	NAME	EASTERN KANSAS TESTS						CENTRAL KANSAS TESTS					
		BRO	RIL	FRA	CHA	LAB	AVG.	REP	ELL	HAR	REN	STA	AVG.
EARLY HYBRIDS													
AGRIPRO	AP 9210	106	--	--	--	--	106	--	--	--	--	--	--
AGRIPRO	EX29766 EXP	103	--	--	--	--	103	--	--	--	--	--	--
ASGROW	SENECA	--	95	--	--	--	95	--	93	--	115	--	104
CARGILL	607E	--	--	--	--	--	--	105	--	--	--	--	105
CARGILL	611Y	--	--	--	--	--	--	--	--	--	95	119	107
CARGILL	X11432 EXP	--	--	--	--	--	--	--	117	125	121	140	126
CARGILL	X12059 EXP	--	--	--	--	103	103	112	99	118	122	108	112
CENTURY II	GB5543-E	--	--	77	--	86	82	--	--	--	109	102	106
DEKALB	DK-38y	--	--	--	--	--	--	--	94	--	--	--	94
DEKALB	DK-39	--	97	--	--	--	97	105	100	--	--	--	102
DELANGE	DA 117	--	--	--	--	--	--	--	--	85	101	114	100
DELTAPINE	1482	--	--	--	--	--	--	--	--	128	109	83	107
DELTAPINE	1490Y	--	99	--	--	--	99	107	91	--	--	--	99
FONTANELLE	4425	--	--	--	--	--	--	113	--	--	--	--	113
GOLDEN HARVEST	H-403	--	--	--	--	--	--	106	106	109	--	--	107
NC+	6B50	119	--	--	--	--	119	109	109	--	111	105	108
NC+	6B67	--	--	--	--	--	--	--	--	117	--	110	113
NC+	6R55E	--	--	--	--	--	--	--	103	--	--	--	103
NC+	Y363	--	--	--	--	--	--	--	95	--	--	--	95
NORTHRUP KING	KS 383Y	--	--	--	--	--	--	--	99	--	--	--	99
NORTHRUP KING	X9315 EXP	--	--	--	--	--	--	--	104	--	--	--	104
OHLDE(M/W GEN)	214	105	102	107	100	79	98	113	104	104	105	107	107
OHLDE(M/W GEN)	215	101	101	85	101	102	98	110	111	83	104	101	102
OHLDE(M/W GEN)	222C	--	--	--	--	85	85	90	89	117	104	103	101
PIONEER	8699	--	--	--	--	--	--	106	100	--	--	142	116
MATURITY CHECK	C 305	99	96	72	108	81	91	112	105	104	100	84	101
MATURITY CHECK	TX3042xTX2737	98	100	103	94	90	97	105	93	68	104	115	97
Early Averages		104	99	--	--	89	97	107	101	105	108	109	106
Early C.V.(%)		8	5	--	--	7	--	6	7	10	7	17	--
Early L.S.D.(0.05)*		NS	NS	--	--	9	--	9	10	15	10	26	--
MEDIUM HYBRIDS													
AGRIPRO	EX9660 EXP	117	--	--	--	--	117	--	--	--	100	--	100
ASGROW	A504	--	103	89	--	--	96	--	105	--	--	--	105
ASGROW	A531	106	--	114	--	109	109	100	--	--	98	108	102
ASGROW	XP3282 EXP	--	90	--	--	--	90	--	99	--	102	62	88
CARGILL	575	103	96	96	--	91	96	97	101	--	--	94	97
CARGILL	737	119	106	107	--	90	106	111	--	128	106	--	115

(continued)

**TABLE 16. YIELD AS PERCENT OF TEST AVERAGE FROM 1995
GRAIN SORGHUM PERFORMANCE TESTS - EASTERN AND CENTRAL KANSAS.**

BRAND	NAME	EASTERN KANSAS TESTS						CENTRAL KANSAS TESTS					
		BRO	RIL	FRA	CHA	LAB	AVG.	REP	ELL	HAR	REN	STA	AVG.
CARGILL	775Y	101	94	106	--	104	101	93	98	101	103	109	101
CARGILL	X19207 EXP	104	113	110	--	103	107	102	114	--	97	107	105
CARGILL	X19225 EXP	107	111	123	--	104	111	113	107	--	114	--	111
CENTURY II	GB7042-E	--	--	95	--	88	91	--	--	--	86	84	85
CENTURY II	GB8041-W	--	--	110	--	95	102	--	--	--	105	82	94
DEKALB	DK-40y	--	96	--	96	112	101	102	100	62	97	81	88
DEKALB	DK-41y	75	--	--	--	--	75	--	102	97	86	--	95
DEKALB	DK-45	99	110	121	121	108	112	97	102	87	107	87	96
DEKALB	DK-48	92	102	--	--	--	97	--	--	--	--	--	--
DELANGE	DS 125C	--	--	95	86	91	90	--	--	95	104	105	101
DELANGE	DS 131	--	--	104	88	95	95	--	--	--	--	--	--
DELTAPINE	1505Y	100	86	91	92	--	93	101	95	107	--	--	101
DELTAPINE	1506	107	113	117	107	106	110	114	113	131	112	87	111
GOLDEN WORLD	GW 1131	--	--	--	--	--	--	--	94	--	88	--	91
GOLDEN WORLD	GW 5946	--	--	--	--	--	--	--	110	--	85	--	98
GRI	16977	--	105	--	--	--	105	--	--	--	--	--	--
GRI	23977	--	102	--	--	--	102	80	--	102	--	--	91
GRI	47977	97	--	--	--	--	97	113	--	113	--	--	113
GRI	53977	--	--	--	--	--	--	--	92	106	--	--	99
GRI	54977	--	98	--	--	--	98	--	--	--	--	--	--
GRI	56977	78	--	--	--	--	78	--	--	--	--	--	--
GRI	57977	74	--	--	--	--	74	--	103	--	--	--	103
GRI	58977	--	--	--	--	--	--	--	103	--	--	--	103
HOEGEMEYER	6650	--	--	--	--	--	--	103	102	--	--	--	102
HOEGEMEYER	6710	--	--	--	109	--	109	83	108	71	99	70	86
ICI	5616	--	--	--	--	--	--	112	113	105	98	121	110
MYCOGEN	3838	95	--	--	--	--	95	--	95	--	--	103	99
MYCOGEN	T-E HARDY	--	--	--	--	--	--	97	--	--	--	--	97
MYCOGEN	T-E Y75	--	--	--	--	--	--	--	--	--	84	--	84
NC+	7R37E	95	105	99	--	100	100	--	--	105	105	--	105
NORTHROP KING	KS 555Y	--	--	116	--	105	110	--	--	--	--	--	--
NORTHROP KING	KS 560Y	--	--	--	--	--	--	--	--	113	91	93	99
NORTHROP KING	KS 710	--	--	108	101	102	104	--	--	124	95	113	111
NORTHROP KING	KS 714Y	--	--	--	98	--	98	--	--	107	92	113	104
NORTHROP KING	X9322 EXP	103	--	102	103	98	101	94	103	147	103	87	107
NORTHROP KING	X9326 EXP	97	--	115	--	96	103	112	--	107	100	118	109
OHLDE(M/W GEN)	136	94	96	99	90	--	95	101	--	117	--	--	109
OHLDE(M/W GEN)	X899 EXP	84	104	101	100	--	97	95	--	115	--	--	105
PIONEER	8446	--	--	--	--	--	--	--	--	--	105	--	105

(continued)

**TABLE 16. YIELD AS PERCENT OF TEST AVERAGE FROM 1995
GRAIN SORGHUM PERFORMANCE TESTS - EASTERN AND CENTRAL KANSAS.**

BRAND	NAME	EASTERN KANSAS TESTS						CENTRAL KANSAS TESTS					
		BRO	RIL	FRA	CHA	LAB	AVG.	REP	ELL	HAR	REN	STA	AVG.
PIONEER	8500	--	99	117	--	97	104	--	--	98	105	113	105
PIONEER	8505	117	107	--	116	--	113	114	107	100	--	81	101
PIONEER	8522Y	--	--	--	--	--	--	--	--	109	--	--	109
TRIUMPH	TR459	--	--	104	--	114	109	111	--	--	90	--	101
WILSON	515W	--	--	--	--	--	--	--	--	40	--	79	59
WILSON	535Y	103	--	--	--	--	103	--	--	141	--	109	125
MATURITY CHECK	OK11xTX2741	102	91	93	97	85	93	101	94	31	90	76	79
MATURITY CHECK	RS 610	77	85	57	100	50	74	97	98	72	80	108	91
MATURITY CHECK	WTLDxTX2737	102	106	101	100	91	100	107	94	117	106	120	109
Medium Averages		98	101	101	100	97	99	102	102	102	98	97	100
Medium C.V.(%)		9	6	9	11	8	--	8	6	11	8	18	--
Med. L.S.D.(0.05)*		13	7	12	13	11	--	12	9	15	11	24	--
LATE HYBRIDS													
AGRIPRO	AP 9850	102	--	--	--	--	102	--	--	--	93	--	93
ASGROW	A570	120	114	90	--	106	108	99	--	--	113	--	106
CARGILL	837	109	105	101	--	111	107	--	108	--	89	76	91
CENTURY II	GB9140-E	--	--	81	--	97	89	--	--	--	96	93	94
DEKALB	DK-51	--	99	101	--	--	100	--	--	69	101	--	85
DEKALB	DK-54	112	--	101	--	112	108	--	--	--	--	--	--
DEKALB	DK-55	88	96	102	102	108	99	84	--	--	--	--	84
DEKALB	DK-56	90	--	99	101	--	97	81	--	108	105	105	100
DEKALB	DK-58	--	--	105	--	111	108	92	--	--	--	--	92
DELANGE	DS 151	--	--	106	115	100	107	--	--	--	--	--	--
FONTANELLE	5570	91	--	91	--	--	91	88	--	--	--	--	88
FONTANELLE	5588	91	--	105	--	--	98	--	--	--	--	--	--
FONTANELLE	EXP 6300	113	--	100	--	--	106	96	--	--	--	--	96
GOLDEN HARVEST	H-509	110	--	94	--	105	103	94	103	--	--	--	99
HOEGEMEYER	671	93	--	100	97	110	100	87	74	102	95	109	93
HOEGEMEYER	6878	114	--	108	95	118	109	--	--	107	90	79	92
HOEGEMEYER	688	98	--	106	--	114	106	--	--	--	--	--	--
ICI	5514Y	--	97	106	--	102	102	82	--	--	--	102	92
ICI	5536	100	--	--	--	107	104	--	--	100	98	--	99
MYCOGEN	444E	118	98	105	--	103	106	97	103	--	--	--	100
MYCOGEN	466W	--	--	--	86	--	86	--	--	97	--	108	102
MYCOGEN	ORO AMIGO	--	--	--	--	110	110	--	--	52	99	--	75
MYCOGEN	T-E RIO	--	--	--	--	--	--	--	--	--	90	--	90
NC+	7R83	--	--	101	--	107	104	93	--	--	--	--	93
NORTHROP KING	KS 735	107	103	102	111	--	106	--	--	--	--	--	--
OHLDE(M/W GEN)	134	--	96	--	--	--	96	82	91	--	--	--	87

(continued)

**TABLE 16. YIELD AS PERCENT OF TEST AVERAGE FROM 1995
GRAIN SORGHUM PERFORMANCE TESTS - EASTERN AND CENTRAL KANSAS.**

BRAND	NAME	EASTERN KANSAS TESTS						CENTRAL KANSAS TESTS					
		BRO	RIL	FRA	CHA	LAB	AVG.	REP	ELL	HAR	REN	STA	AVG.
OHLDE(M/W GEN)	240W	103	85	108	--	--	99	92	67	99	100	110	94
OHLDE(M/W GEN)	246Y	75	69	90	60	--	74	--	--	118	--	--	118
OHLDE(M/W GEN)	350	97	109	92	--	--	99	106	--	--	--	--	106
PIONEER	8212Y	95	--	--	--	117	106	--	--	--	93	--	93
PIONEER	8310	102	100	122	102	106	106	96	--	--	106	--	101
TRIUMPH	TR474	92	--	85	--	106	94	81	--	--	98	--	90
TRIUMPH	TR481	90	--	--	--	93	92	--	--	--	111	--	111
TRIUMPH	TR65-G	106	--	91	--	--	99	101	--	--	--	--	101
TRIUMPH	TR82-G	--	--	--	--	101	101	--	--	--	--	--	--
WILSON	568E	97	--	--	--	--	97	--	--	--	--	--	--
WILSON	E9190W	94	--	--	--	--	94	--	--	53	--	103	78
MATURITY CHECK	TX2752xTX2783	110	107	69	102	92	96	97	91	96	93	87	93
MATURITY CHECK	TX2752xTX430	104	112	117	123	106	112	111	101	74	99	91	95
Late Averages		101	99	99	99	106	101	93	92	90	98	96	94
Late C.V.(%)		9	5	7	11	8	--	9	11	15	7	21	--
Late L.S.D.(0.05)*		12	6	9	9	11	--	12	15	19	10	NS	--
ALL HYBRIDS													
Test Averages	(bushels/acre)	70	143	101	84	86	97	111	70	92	97	65	87
C.V.(%)		9	6	8	10	8	--	8	8	12	8	19	--
L.S.D.(0.05)**		15	8	13	15	13	--	13	13	19	12	30	--

* L.S.D. for comparing hybrids within a maturity group.

** L.S.D. for comparing hybrids in different maturity groups.

Unless two varieties differ by more than the L.S.D., little confidence can be placed in one being superior to the other.

**TABLE 17. YIELD AS PERCENT OF TEST AVERAGE FROM 1995
GRAIN SORGHUM PERFORMANCE TESTS - WESTERN KANSAS.**

BRAND	NAME	DRYLAND TESTS				IRRIGATED TEST		
		THF	GRF	FIF	AVG.	THI	FII	AVG.
EARLY HYBRIDS								
AGRIPRO	AP 9135	120	--	--	120	--	--	--
AGRIPRO	AP 9210	--	--	102	102	118	--	118
AGRIPRO	EX29766 EXP	--	--	--	--	--	119	119
ASGROW	SENECA	113	--	109	111	--	--	--
CARGILL	607E	113	74	108	98	--	--	--
CARGILL	611Y	77	84	99	87	--	--	--
CARGILL	X11432 EXP	128	107	110	115	120	--	120
DEKALB	DK-38y	107	101	87	98	--	--	--
DEKALB	DK-39	107	97	95	100	--	--	--
DELTAPINE	1482	121	101	--	111	--	--	--
DELTAPINE	1490Y	--	--	110	110	--	--	--
GOLDEN HARVEST	H-403	--	--	85	85	--	--	--
KELTGEN	KG 636	112	--	--	112	127	--	127
MYCOGEN	T-E ELITE	--	--	98	98	--	--	--
NC+	6B50	94	105	--	100	--	--	--
NC+	6R55E	--	116	--	116	--	--	--
NC+	Y363	99	--	--	99	--	--	--
NORTHRUP KING	KS 383Y	--	--	90	90	--	--	--
NORTHRUP KING	X9315 EXP	121	119	--	120	--	--	--
OHLDE(M/W GEN)	214	--	--	81	81	--	--	--
OHLDE(M/W GEN)	215	--	--	87	87	--	--	--
OHLDE(M/W GEN)	222C	--	106	92	99	--	--	--
PIONEER	8699	144	107	106	119	--	--	--
PIONEER	8771	127	87	78	97	--	--	--
MATURITY CHECK	C 305	126	85	78	96	110	98	104
MATURITY CHECK	TX3042xTX2737	112	87	95	98	101	99	100
Early Averages		114	98	95	102	--	--	--
Early C.V.(%)		13	14	10	--	--	--	--
Early L.S.D.(0.05)*		20	NS	14	--	--	--	--
MEDIUM HYBRIDS								
AGRIPRO	EX9660 EXP	--	--	--	--	--	101	101
ASGROW	XP3282 EXP	123	--	--	123	--	--	--
CARGILL	737	89	113	128	110	118	121	119
CARGILL	775Y	50	103	103	85	73	94	84
CARGILL	X19207 EXP	--	--	--	--	--	114	114
CARGILL	X19225 EXP	--	--	--	--	--	117	117

(continued)

**TABLE 17. YIELD AS PERCENT OF TEST AVERAGE FROM 1995
GRAIN SORGHUM PERFORMANCE TESTS - WESTERN KANSAS.**

BRAND	NAME	DRYLAND TESTS				IRRIGATED TEST		
		THF	GRF	FIF	AVG.	THI	FII	AVG.
CASTERLINE	SR 319E	--	--	157	157	--	--	--
CASTERLINE	SR317EW	--	--	89	89	--	--	--
DEKALB	DK-40y	102	79	109	97	--	--	--
DEKALB	DK-41y	79	--	88	83	--	--	--
DEKALB	DK-45	93	106	104	101	82	84	83
DEKALB	DK-48	--	--	--	--	104	116	110
DELTAPINE	1506	--	--	--	--	124	126	125
GOLDEN WORLD	GW 1131	--	115	109	112	--	--	--
GOLDEN WORLD	GW 5946	--	83	89	86	--	--	--
GRI	47977	--	--	--	--	--	101	101
GRI	57977	--	--	--	--	--	92	92
GRI	58977	--	--	--	--	--	88	88
ICI	5616	103	91	116	103	--	--	--
KELTGEN	KG 640Y	90	--	--	90	97	--	97
KELTGEN	KG 675	91	--	--	91	130	--	130
MYCOGEN	3838	114	111	129	118	--	--	--
MYCOGEN	T-E HARDY	--	130	--	130	--	--	--
NC+	7R37E	--	--	--	--	--	110	110
NORTHRUP KING	KS 560Y	107	--	--	107	--	--	--
NORTHRUP KING	KS 714Y	--	--	102	102	--	--	--
NORTHRUP KING	X9322 EXP	--	--	83	83	--	--	--
PIONEER	8446	--	--	119	119	--	--	--
PIONEER	8500	--	--	108	108	--	--	--
PIONEER	8505	--	123	--	123	124	--	124
PIONEER	8522Y	--	85	--	85	--	--	--
TRIUMPH	TR459	--	129	118	124	--	--	--
WILSON	535Y	--	--	--	--	--	111	111
MATURITY CHECK	OK11xTX2741	105	123	94	107	103	97	100
MATURITY CHECK	RS 610	117	62	96	92	96	88	92
MATURITY CHECK	WTLDxTX2737	70	110	116	98	83	97	90
Medium Averages		88	102	106	98	107	104	105
Medium C.V.(%)		11	15	14	--	10	14	--
Med. L.S.D.(0.05)*		14	26	26	22	15	20	--
LATE HYBRIDS								
AGRIPRO	AP 9850	--	--	--	--	--	83	83
ASGROW	A570	--	--	--	--	101	84	92
CARGILL	X12287 EXP	--	--	--	--	--	81	81
CASTERLINE	SR 324E	--	--	--	--	--	129	129

(continued)

TABLE 17. YIELD AS PERCENT OF TEST AVERAGE FROM 1995 GRAIN SORGHUM PERFORMANCE TESTS - WESTERN KANSAS.

BRAND	NAME	DRYLAND TESTS				IRRIGATED TEST		
		THF	GRF	FIF	AVG.	THI	FII	AVG.
DEKALB	DK-54	--	--	--	--	96	84	90
DEKALB	DK-55	--	--	--	--	96	106	101
DEKALB	DK-56	--	--	--	--	91	107	99
DEKALB	DK-58	--	--	--	--	--	103	103
DEKALB	DK-66	--	--	--	--	99	95	97
GOLDEN HARVEST	H-509	--	--	--	--	--	90	90
ICI	5514Y	--	--	--	--	67	96	82
KELTGEN	KG 698cr	54	--	--	54	68	--	68
KELTGEN	KG 706	61	--	--	61	111	--	111
MYCOGEN	444E	--	--	--	--	--	94	94
NC+	8B15	--	--	--	--	--	98	98
NORTHROP KING	KS 735	--	--	--	--	--	88	88
PIONEER	8118	--	--	--	--	--	100	100
PIONEER	8282	--	--	--	--	81	128	105
PIONEER	8310	--	--	--	--	99	111	105
TRIUMPH	TR474	--	--	--	--	--	72	72
TRIUMPH	TR481	--	--	--	--	--	117	117
TRIUMPH	TR82-G	--	--	--	--	--	78	78
WILSON	E9190W	--	--	--	--	--	97	97
MATURITY CHECK	TX2752xTX2783	58	57	78	64	106	92	99
MATURITY CHECK	TX2752xTX430	75	111	93	93	76	75	75
Late Averages		--	--	--	--	91	96	93
Late C.V.(%)		--	--	--	--	11	13	--
Late L.S.D.(0.05)*		--	--	--	--	14	22	--
ALL HYBRIDS								
Test Averages	(bushels/acre)	73	44	57	58	89	79	84
C.V.(%)		12	14	12	--	10	14	--
L.S.D.(0.05)**		20	29	20	23	17	22	--

* L.S.D. for comparing hybrids within a maturity group.

** L.S.D. for comparing hybrids in different maturity groups.

Unless two varieties differ by more than the L.S.D., little confidence can be placed in one being superior to the other.

FORAGE SORGHUM
NORTH CENTRAL KANSAS, FALLOW
LOCATION: Ag. Research Center - Hays
 Near Hays in **Ellis County**
TEST SITE: Harney silt loam, fallow-94, sorghum-93
FERTILIZATION: 50 lbs N/acre preplant
PLANTING DATE: June 1
HARVEST DATE: October 10
POPULATION: 35,000 plants/acre, 6 in. spacing

EARLY MEDIUM LATE ALL
SILAGE YIELDS:
 Avg. (tons/a): 11.9 12.5 11.9 12.0
 Range (tons/a): 11-14 10-15 9-13 9-15
 L.S.D. (tons/a): 1.8 1.6 1.8 2.0
 C.V. (%): 10.3 8.6 10.9 10.1
BLOOM DATES: 8/12-8/29 8/15-NB 8/19-NB 8/12-NB
1995 GROWING CONDITIONS:
 See weather data, graphs, etc. on page 21.

TABLE 18. ELLIS CO. FORAGE SORGHUM PERFORMANCE TEST RESULTS, 1995.

BRAND	HYBRID	Silage Yield		1995				
		tons/acre ¹	% Avg.	Silage DM	Days to Blm	Plant Ht	Grain Yield	Grain TW
		1995	1995	%	Blm	in.	bu/a ²	lb/bu
EARLY HYBRIDS								
MATURITY CHECK	ROX ORANGE	11	90	27	86	58	19	49
CASTERLINE	SUCANE	11	88	29	84	57	24	56
DEKALB	FS-5	14	119	29	89	66	29	54
MATURITY CHECK	EARLY SUMAC	11	88	31	72	56	31	57
BUFFALO	CANEX	13	104	31	77	61	25	57
PIONEER	849F	13	105	32	84	60	34	56
DEKALB	FS-2	12	99	33	78	47	75	60
KELTGEN	GREENLEAF.AP	12	97	40	78	43	54	57
Early Averages		12	99	31	81	56	36	56
Early C.V.(%)		10	10	7	4	6	35	4
Early L.S.D.(0.05)*		2	15	3	4	5	18	3
MEDIUM HYBRIDS								
MATURITY CHECK	ATLAS	12	98	26	--	60	--	--
NORTHROP KING	X920 EXP	10	85	27	--	53	--	--
KELTGEN	GREENLEAF.S	15	121	29	89	66	14	52
MYCOGEN	T-E MILK-A-LOT	13	104	40	77	41	65	57
KELTGEN	GREENLEAF	14	114	41	77	47	85	56
CASTERLINE	DURO	12	100	42	75	39	53	57
Med. Averages		12	104	34	80	51	54	55
Med. C.V.(%)		9	9	4	1	8	22	3
Med. L.S.D.(0.05)*		2	13	2	1	6	19	3
LATE HYBRIDS								
PIONEER	XSF45	11	93	25	--	59	--	--
CASTERLINE	SUPERSILE	12	103	26	--	68	--	--
CENTURY II	SWEETALL	12	101	26	--	66	--	--
MYCOGEN	ORO RED TOP KANDY	12	103	26	--	64	--	--
CENTURY II	HYGRACHOP	13	110	27	--	60	--	--
PIONEER	838F	9	76	27	--	39	--	--
NORTHROP KING	KF429	10	86	27	90	56	17	54
DEKALB	FS-25E	13	109	27	93	58	18	51
MYCOGEN	T-E SILOMAKER	13	107	33	79	43	64	57
Late Averages		12	99	27	87	57	33	54
Late C.V.(%)		11	11	5	2	5	11	1
Late L.S.D.(0.05)*		2	15	2	3	4	6	1
ALL HYBRIDS								
Test Averages		12	12	30	82	55	40	55
C.V.(%)		10	10	6	3	6	28	3
L.S.D.(0.05)**		2	17	3	4	6	19	3

* L.S.D. for comparing hybrids within a maturity grouping. ** L.S.D. for comparing hybrids in different maturity groups.

Unless two varieties differ by more than the L.S.D., little confidence can be placed in one being superior to the other.

¹Silage yields adjusted to 70% moisture. ²Grain yields estimated from separately harvested heads and adjusted to 12.5% moisture.

FORAGE SORGHUM
SOUTH CENTRAL KANSAS, DRYLAND
LOCATION: South Central Kansas Experiment Field
 Southwest of Hutchinson in **Reno County**
TEST SITE: Ost silt loam, wheat-1994, oats-1993
FERTILIZATION: 116 lbs N/acre preplant
 40 lbs P₂O₅/acre preplant
PLANTING DATE: June 15
HARVEST DATE: Sept. 14 (early), 28 (med. & late)
PEST CONTROL: Good

POPULATION: 35,000 plants/acre, 6 in. spacing
EARLY MEDIUM LATE ALL
SILAGE YIELDS:
 Avg. (tons/a): 10.3 10.5 11.9 11.0
 Range (tons/a): 8-12 10-12 11-13 8-13
 L.S.D. (tons/a): 1.9 NS 1.4 1.9
 C.V. (%): 13.0 9.9 8.1 10.2
BLOOM DATES: 8/17-8/22 8/24-NB 9/4-NB 8/17-NB
1995 GROWING CONDITIONS:
 See weather data, graphs, etc. on page 27.

TABLE 19. RENO CO. FORAGE SORGHUM PERFORMANCE TEST RESULTS, 1994-95.

BRAND	HYBRID	Silage Yield				94-95 Average				1995				
		tons/acre ¹		% Avg.		DM	Days	Grain	Silage	Days	Lod-	Plant	Grain	
		1995	1994	1995	1994	%	Blm	b/a ²	%	Blm	%	in.	b/a ²	
EARLY HYBRIDS														
MATURITY CHECK	ROX ORANGE	10	18	14	91	92	33	66	54	27	66	47	89	52
MATURITY CHECK	EARLY SUMAC	9	19	14	78	99	34	64	52	30	63	91	92	52
BUFFALO	CANEX	11	21	16	100	110	35	64	62	31	65	4	95	61
DEKALB	FS-5	12	24	18	108	123	36	66	77	31	66	4	96	62
CASTERLINE	SUCANE	12	--	--	110	--	--	--	--	31	68	10	100	67
DEKALB	FS-2	11	22	16	97	115	40	66	92	33	65	14	68	95
PIONEER	849F	8	--	--	72	--	--	--	--	33	66	83	100	89
KELTGEN	GREENLEAF.AP	10	--	--	95	--	--	--	--	42	64	9	74	67
Early Averages		10	21	15	94	107	36	66	70	32	65	33	89	68
Early C.V.(%)		13	7	--	13	7	--	--	--	6	1	43	6	16
Early L.S.D.(0.05)*		2	2	--	17	12	--	--	--	3	1	20	7	16
MEDIUM HYBRIDS														
NORTHRUP KING	X920 EXP	11	--	--	99	--	--	--	--	21	106	1	90	0
MATURITY CHECK	ATLAS	10	17	14	92	91	30	75	61	25	72	3	102	64
MYCOGEN	T-E MILK-A-LOT	10	17	14	91	90	41	82	45	27	80	1	60	21
KELTGEN	GREENLEAF	12	--	--	106	--	--	--	--	28	80	0	81	48
CASTERLINE	DURO	10	18	14	91	96	40	81	51	28	81	0	65	26
KELTGEN	GREENLEAF.S	10	--	--	95	--	--	--	--	29	70	17	100	61
Med. Averages		10	18	14	96	94	35	83	58	26	82	4	83	37
Med. C.V.(%)		10	10	--	10	52	--	--	--	5	2	231	6	14
Med. L.S.D.(0.05)*		NS	2	--	14	10	--	--	--	2	3	NS	7	8
LATE HYBRIDS														
CASTERLINE	SUPERSILE	13	21	17	118	108	25	92	39	21	94	3	113	2
CENTURY II	SWEETALL	12	20	16	113	102	26	93	35	21	94	4	113	1
PIONEER	XSF45	11	--	--	99	--	--	--	--	21	106	0	97	0
MYCOGEN	ORO RED TOP KANDY	12	--	--	113	--	--	--	--	22	85	1	110	1
DEKALB	FS-25E	13	20	16	115	106	28	97	42	22	97	1	91	0
PIONEER	838F	11	--	--	97	--	--	--	--	24	85	0	66	2
CENTURY II	HYGRACHOP	13	17	15	122	88	30	86	52	25	82	1	103	21
MYCOGEN	T-E SILOMAKER	11	20	15	97	104	33	86	46	25	82	1	78	11
NORTHRUP KING	KF429	11	19	15	103	99	32	87	65	26	81	1	100	28
Late Averages		12	19	15	109	98	29	89	45	23	90	1	97	7
Late C.V.(%)		8	6	--	8	6	--	--	--	4	3	168	4	61
Late L.S.D.(0.05)*		1	1	--	13	6	--	--	--	1	4	NS	6	6
ALL HYBRIDS														
Test Averages		11	19	15	11	19	33	80	57	27	79	13	91	36
C.V.(%)		10	9	--	10	9	--	--	--	5	3	74	5	21
L.S.D.(0.05)**		2	2	--	17	11	--	--	--	2	4	16	8	13

* L.S.D. for comparing hybrids within a maturity grouping. ** L.S.D. for comparing hybrids in different maturity groups.

Unless two varieties differ by more than the L.S.D., little confidence can be placed in one being superior to the other.

¹Silage yields adjusted to 70% moisture. ²Grain yields estimated from 10 hand-harvested heads and adjusted to 12.5% moisture.

FORAGE SORGHUM
SOUTHWEST KANSAS, IRRIGATED
LOCATION: Southwest Research-Extension Center
 Near Garden City in **Finney County**
TEST SITE: Keith silt loam, sorghum-94, fallow-93
FERTILIZATION: 200 lbs N/acre preplant
PLANTING DATE: June 7
HARVEST DATE: Sept. 29
PEST CONTROL: Good

POPULATION: 70,000 plants/acre, 3 in. spacing
EARLY MEDIUM LATE ALL
SILAGE YIELDS:
 Avg. (tons/a): 21.9 20.8 23.9 22.4
 Range (tons/a): 18-26 17-23 19-27 17-27
 L.S.D. (tons/a): 4.5 2.6 NS 5.4
 C.V. (%): 14.2 8.4 16.9 14.5
BLOOM DATES: 8/18-8/23 8/26-9/4 9/1-9/10 8/18-9/10
1995 GROWING CONDITIONS:
 See weather data, graphs, etc. on page 41.

TABLE 20. FINNEY CO. FORAGE SORGHUM PERFORMANCE TEST RESULTS, 1994-95.

BRAND	HYBRID	Silage Yield					94-95 Avg.		1995		
		tons/acre ¹			% Avg.		Silage	Days	Silage	Days	Plant
		1995	1994	AVG	1995	1994	DM	to	DM	to	Ht
					%	Blm	%	Blm	in.		
EARLY HYBRIDS											
DEKALB	FS-2	17	27	22	78	86	30	71	25	73	86
MATURITY CHECK	ROX ORANGE	19	28	23	83	90	30	71	25	76	90
DEKALB	FS-5	21	34	27	95	106	30	75	25	77	102
CASTERLINE	SUCANE	24	--	--	108	--	--	--	29	75	101
BUFFALO	CANEX	25	30	27	110	94	33	68	30	73	95
PIONEER	849F	23	--	--	104	--	--	--	30	74	99
MATURITY CHECK	EARLY SUMAC	20	26	23	88	81	33	69	31	72	86
KELTGEN	GREENLEAF.AP	26	--	--	116	--	--	--	37	73	84
Early Averages		22	30	26	98	94	32	71	29	74	93
Early C.V.(%)		14	12	--	14	12	--	--	7	1	4
Early L.S.D.(0.05)*		4	4	--	20	13	--	--	3	2	7
MEDIUM HYBRIDS											
MATURITY CHECK	ATLAS	19	33	26	83	105	27	78	23	81	105
NORTHROP KING	X920 EXP	23	--	--	103	--	--	--	23	89	98
CASTERLINE	DURO	17	27	22	77	86	30	81	24	84	74
KELTGEN	GREENLEAF	23	--	--	102	--	--	--	25	85	95
KELTGEN	GREENLEAF.S	23	--	--	102	--	--	--	26	80	99
MYCOGEN	T-E MILK-A-LOT	20	31	26	91	98	31	80	27	81	82
Med. Averages		21	31	26	93	98	28	83	25	83	92
Med. C.V.(%)		8	12	--	8	12	--	--	10	1	3
Med. L.S.D.(0.05)*		3	4	--	12	13	--	--	NS	2	6
LATE HYBRIDS											
MYCOGEN	ORO RED TOP KANDY	23	--	--	104	--	--	--	21	88	128
DEKALB	FS-25E	25	35	30	113	110	24	91	21	92	115
PIONEER	XSF45	21	--	--	93	--	--	--	21	95	119
CASTERLINE	SUPERSILE	25	34	29	110	106	25	89	22	88	128
MYCOGEN	T-E SILOMAKER	19	34	26	84	107	26	86	23	86	97
PIONEER	838F	21	--	--	92	--	--	--	23	89	91
CENTURY II	HYGRACHOP	27	41	34	120	128	28	87	25	87	120
CENTURY II	SWEETALL	27	34	30	122	106	26	89	25	89	127
NORTHROP KING	KF429	27	37	32	122	117	28	89	26	91	119
Late Averages		24	35	29	107	109	26	88	23	89	116
Late C.V.(%)		17	15	--	17	15	--	--	8	3	6
Late L.S.D.(0.05)*		NS	8	--	NS	24	--	--	3	3	12
ALL HYBRIDS											
Test Averages		22	32	27	22	32	29	81	26	83	102
C.V.(%)		15	18	--	15	18	--	--	8	2	5
L.S.D.(0.05)**		5	--	--	24	--	--	--	3	3	11

* L.S.D. for comparing hybrids within a maturity grouping. ** L.S.D. for comparing hybrids in different maturity groups.

Unless two varieties differ by more than the L.S.D., little confidence can be placed in one being superior to the other.

¹Silage yields adjusted to 70% moisture.

APPENDIX 1: Entrants in the 1995 Kansas Sorghum Performance Tests

AgriPro

Temple Abney
AgriPro Seeds, Inc.
P.O. Box 2212
Hereford , TX 79045
Phone: 806-364-1424

Asgrow

Pat McCord
Asgrow Seed Co.
2605 E. Kilgore
Kalamazoo , MI 49002
Phone: 616-384-5562

Buffalo

Art Armbrust
Sharp Bros. Seed Company
Box 140
Healy , KS 67850
Phone: 316-398-2231

Cargill

Matthew N. Ries
Cargill Hybrid Seeds
P.O. Box 5645
Minneapolis , MN 55440
Phone: 612-742-6727

Casterline

Carl Casterline
Casterline Seeds, Inc.
Box 1377
1st & Maple
Dodge City , KS 67801
Phone: 800-444-4137

Century II

Robert Jacquinet
Greenbush Seed & Supply, Inc.
P.O. Box 661
315 S. Adams
Hutchinson , KS 67504-0661
Phone: 316-662-6659

DeKalb

Kenneth Smith
DeKalb Plant Genetics
R.R. 2, Box 56
Lubbock , TX 79415
Phone: 806-763-3336

DeLange, AGSECO

Steve Ahring
Delange Seed (AGSECO)
P.O. Box 7
Girard , KS 66743
Phone: 316-724-6223

Deltapine

John P. Thomas
Delta & Pine Land Co.
P.O. Box 157
Scott , MS 38772
Phone: 601-742-3351

Fontanelle

Steven P. Pike
Fontanelle Hybrids
R.R. 1, Box 18
Nickerson , NE 68044
Phone: 402-721-1410

Golden Harvest

Bill Green
The J.C. Robinson Seed Co.
100 J.C. Robinson Blvd.
Waterloo , NE 68069
Phone: 402-779-2531

Golden World

Joe M. Dwyer
Crosbyton Seed
P.O. Box 429
Crosbyton , TX 79322
Phone: 806-675-2308

(continued)

APPENDIX 1: Entrants in the 1995 Kansas Sorghum Performance Tests

GRI

Chuck Lay
Genetic Resources, Inc.
P.O. Box 229
1606 County Road 600 N.
Philo , IL 61864
Phone: 217-684-2783

Hoegemeyer

Duane Price
Hoegemeyer Hybrids
R.R. 2, Box 126
Hooper , NE 68031
Phone: 402-654-3399

ICI

ICI Seeds
6945 Vista Dr.
West Des Moines , IA 50266
Phone: 800-831-6630

Keltgen

Keltgen Seed Co.
P.O. Box 209
Olivia , MN 56277
Phone: 800-535-8436

Mycogen

Jimmy L. Barber
Mycogen Plant Sciences
P.O. Box 68
Tulia , TX 79088
Phone: 806-995-4111

NC+

Wes Zart
NC+ Hybrids
P.O. Box 4408
Lincoln , NE 68504
Phone: 402-467-2517

Northrup King

Marcus Schwartz
Northrup King Co.
1060 Wheatland
Buhler , KS 67522
Phone: 316-543-2707

Ohlde (M/W Gen)

Rodney Ohlde
Ohlde Seed Farms
Midwest Seed Genetics
Box 63 RR 1
Palmer , KS 66962
Phone: 913-692-4555

Pioneer

Jim Schrib
Pioneer Hi-Bred Intl., Inc.
1616 S. Kentucky St.
Suite C-150
Amarillo , TX 79102
Phone: 806-356-0160

Triumph

James Phillips
Triumph Seed Co. Inc.
P.O. Box 1050
Ralls , TX 79357
Phone: 806-253-2584

Wilson

Jerry F. Strissel
Wilson Seeds, Inc.
P.O. Box 391
Harlan , IA 51537
Phone: 712-755-3841

Appendix 2: Entries in the 1995 Kansas Grain Sorghum Performance Tests.

BRAND/NAME	Grain Color	Endo-sperm Color	Days Mat- to HalfGreen-urity Bloom bug		BRAND/NAM	Grain Color	Endo-sperm Color	Days Mat- to HalfGreen-urity Bloom bug	
<u>AGRIPRO</u>					DK-56	B	HY	L	76 RE
AP 9135	B	HY	E	60	DK-58	B	HY	L	77 RE
AP 9210	R	HY	E	65 RC	DK-66	B	HY	L	79 RE
AP 9850	R	HY	L	80 RC	<u>DELANGE</u>				
EX29766 EXP	C	HY	E	65 RC	DA 117	R	HY	E	58 RE
EX9660 EXP	R	HY	M	74 RC	DS 125C	C	HY	M	64 RE
<u>ASGROW</u>					DS 131	B	HY	M	65 RC
A504	W	W	M	64	DS 151	B	HY	L	68 RE
A531			M		<u>DELTAPINE</u>				
A570	R		L	70	1482	R	W	E	65 RE
SENECA	B	HY	E	64	1490Y	C	HY	E	62 RE
XP3282 EXP			M		1505Y	C	HY	M	66 RE
<u>CARGILL</u>					1506	B	HY	M	67 RE
575	W	HY	M	65	<u>FONTANELLE</u>				
607E	B	HY	E	62 RE	4425	B	HY	E	60 E
611Y	Y	Y	E	62	5570	R	HY	L	66 E
737	B	HY	M	65	5588	B	HY	L	70 E
775Y	W	HY	M	65	EXP 6300	B	HY	L	68 E
837	B	HY	L	68	<u>GOLDEN HARVEST</u>				
X11432 EXP	B	HY	E	62 RE	H-403	B	HY	E	65 RE
X12059 EXP	B	HY	E	62 RE	H-509	R	HY	L	69 RE
X12287 EXP	B	HY	L	70 RE	<u>GOLDEN WORLD</u>				
X19207 EXP	B	HY	M	65 RE	GW 1131	B	HY	M	60 S
X19225 EXP	B	HY	M	65 RE	GW 5946	R	W	M	63 RE
<u>CASTERLINE</u>					<u>GRI</u>				
SR 319E	B	W	M	64 RE	16977	R	HY	M	64 RE
SR 324E	B	W	L	66 RE	23977	B	HY	M	61 RE
SR317EW	W	HY	M	62 RE	47977	B	HY	M	63 RE
<u>CENTURY II</u>					53977	B	HY	M	64 RE
GB5543-E	R	W	E	55 RE	54977	B	HY	M	66 RE
GB7042-E	R	W	M	70 RE	56977	B	HY	M	64 RE
GB8041-W	Y	W	M	80 RC	57977	R	HY	M	62 RE
GB9140-E	R	W	L	91 RE	58977	B	HY	M	65 RE
<u>DEKALB</u>					<u>HOEGEMEYER</u>				
DK-38y	Y	Y	E	68 RE	6650	B	Y	M	64 S
DK-39	B	HY	E	68 RE	671	C	Y	L	66 S
DK-40y	Y	Y	M	70 RE	6710	R	Y	M	65 S
DK-41y	Y	Y	M	72 RE	6878	B	Y	L	68 RE
DK-45	B	HY	M	72 RE	688	B	Y	L	69 S
DK-48	B	HY	M	72 RE	<u>ICI</u>				
DK-51	B	HY	L	73 RE	5514Y	Y	Y	L	68
DK-54	B	HY	L	75 RE					
DK-55	B	HY	L	75 RE					

(continued)

Appendix 2: Entries in the 1995 Kansas Grain Sorghum Performance Tests.

BRAND/NAME	Grain Color	Endo-sperm Color	Days Mat-urity	Half Bloom	Green-bug	BRAND/NAM	Grain Color	Endo-sperm Color	Days Mat-urity	Half Bloom	Green-bug
5536	B	HY	L	68	RE	<u>OHLDE(M/W GEN)</u>					
5616	R	W	M	65							
<u>KELTGEN</u>						134	C	W	L	72	
KG 636	R	W	E	64	RC	136	B	HY	M	64	RE
KG 640Y	Y	Y	M	65	RC	214	B	HY	E	60	RE
KG 675	B	HY	M	68	RC	215	B		E	62	
KG 698cr	C	HY	L	71	RC	222C	C	W	E	60	RE
KG 706	R	W	L	72	RC	240W	B	W	L	68	RE
<u>MATURITY CHECK</u>						246Y	B	Y	L	65	RE
C 305			E	60		350	B	HY	L	68	RE
TX3042xTX2737			E	65		X899 EXP	B		M	64	
OK11xTX2741			M	69		<u>PIONEER</u>					
RS 610			M	68		8118	B	HY	L	75	RE
WTLDxTX2737			M	70		8212Y	C	Y	L	72	RE
TX2752xTX2783			L	74		8282	B	HY	L	72	
TX2752xTX430			L	73		8310	R	HY	L	72	RE
<u>MYCOGEN</u>						8446	B	HY	M	69	RE
3838	C	HY	M	60	RE	8500	B	HY	M	68	SE
444E	B	HY	L	68	RE	8505	B	HY	M	68	RE
466W	C	HY	L	67	RE	8522Y	C	Y	M	69	
ORO AMIGO	B	HY	L	70	RE	8699	B	HY	E	64	RE
T-E ELITE	B	HY	E	57	RE	8771	B	HY	E	62	RE
T-E HARDY	C	HY	M	60	RE	<u>TRIUMPH</u>					
T-E RIO	B	HY	L	68	RE	TR459	B	W	M	64	RE
T-E Y75	R	W	M	63	RE	TR474	W	W	L	73	RE
<u>NC+</u>						TR481	R	W	L	72	RE
6B50	B	HY	E	62		TR65-G	R	W	L	70	RE
6B67	B	HY	E	64		TR82-G	R	W	L	73	RE
6R55E	R	W	E	63		<u>WILSON</u>					
7R37E	R	W	M	69	RE	515W	C	Y	M	70	S
7R83	R	HY	L	73		535Y	Y	Y	M	63	S
8B15	B	HY	L	75		568E	B	Y	L	69	RE
Y363	Y	Y	E	62		E9190W	C	Y	L	73	S
<u>NORTHRUP KING</u>						Private: 129 Public: 7 Total Entries: 136					
KS 383Y	C	HY	E	68	RE	Grain Color: B = bronze, C = cream, R = red, Y = yellow, W = white					
KS 555Y	C	HY	M	70	RE	Endosperm Color: W = white, Y = yellow, HY = hetero-yellow, HWAX = hetero-waxy					
KS 560Y	C	HY	M	71	RE	Maturity: E = early, M = medium, L = late					
KS 710	B	HY	M	72	RE	(These ratings were assigned based on information provided by the entrants and on past test performance when available. These ratings were used for grouping hybrids in tests.)					
KS 714Y	C	HY	M	72	RE	Greenbug biotype resistance:					
KS 735	B	HY	L	73	RE	R = resistant, S = susceptible, E = biotype E, I = biotype I					
X9315 EXP	B	HY	E	65	RE	Blank spaces indicate that the information was not available.					
X9322 EXP	C	HY	M	71	RE						
X9326 EXP	B	HY	M	70	RE						

Appendix 3: Entries in the 1995 Kansas Forage Sorghum Performance Tests.

BRAND/NAM	Grain Color	Endo-sperm Color	Maturity	Days to Half Bloom	Greenbug	Fertility
<u>BUFFALO</u>						
CANEX	T	W	E	77		S
<u>CASTERLINE</u>						
DURO	W	HY	M	75		F
SUCANE	R	HY	E	60		S
SUPERSILE	R	HY	L	95		S
<u>CENTURY II</u>						
HYGRACHOP	R		L	80	S	F
SWEETALL	R		L		S	S
<u>DEKALB</u>						
FS-2	B	HY	E	70		F
FS-25E	T	W	L	85	RE	F
FS-5	T	W	E	70	RE	F
<u>KELTGEN</u>						
GREENLEAF	B	W	M	78	S	F
GREENLEAF.AP	B	W	E	70	S	F
GREENLEAF.S	?	W	M	70	S	S
<u>MATURITY CHECK</u>						
EARLY SUMAC			E			
ROX ORANGE			E			
ATLAS			M			
<u>MYCOGEN</u>						
ORO RED TOP KANDY	R	W	L	87		F
T-E MILK-A-LOT	R	W	M	70		F
T-E SILOMAKER	R	W	L	85		F
<u>NORTHROP KING</u>						
KF429	B	W	L	78		F
X920 EXP	B	W	M	79		F
<u>PIONEER</u>						
838F	B	W	L	85	RE	F
849F	B	W	E	71	RE	F
XSF45	W	W	L	88		F
Private Entries:	20	Public Entries:	3	Total Entries:	23	

Grain Color: B = bronze, C = cream, R = red, Y = yellow, W = white

Endosperm Color: W = white, Y = yellow, HY = hetero-yellow, HWAX = hetero-waxy

Maturity: E = early, M = medium, L = late (These ratings were assigned based on information provided by the entrants and on past test performance when available. These ratings were used for grouping hybrids in tests.)

Greenbug biotype resistance: R = resistant, S = susceptible, E = biotype E, I = biotype I

Blank spaces indicate that the information was not available.

ELECTRONIC ACCESS

For those interested in accessing crop performance testing information electronically, try visiting our World Wide Web site. Most of the information contained in this publication is available for viewing or down loading. For now, the URL is <http://www.ksu.edu/~kscpt>. It may change in the future, but if it does, you still should be able to find it from the main KSU page.

Excerpts from the **UNIVERSITY RESEARCH POLICY AGREEMENT WITH COOPERATING SEED COMPANIES***

Permission is hereby given to Kansas State University to test our varieties and/or hybrids designated on the attached entry forms in the manner indicated on the test announcement. I understand that all results from Kansas crop performance tests belong to the University and to the public and shall be controlled by the University so as to produce the greatest benefit to the public. It is further agreed that the name of the University shall not be used by the company in any commercial advertising either in regard to this agreement or any other related matter.

CONTRIBUTORS

MAIN STATION, MANHATTAN

Kraig Roozeboom, Associate Agronomist (Senior Author)

RESEARCH CENTERS

Patrick Evans, Colby
Kenneth Kelley, Parsons
Kenneth Kofoid, Hays
Alan Schlegel, Tribune
Merle Witt, Garden City

EXPERIMENT FIELDS

Mark Claassen, Hesston
W. Barney Gordon, Scandia
William Heer, Hutchinson
Keith Janssen, Ottawa
Brian Marsh, Powhattan
Victor Martin, St. John

NOTE: Trade names are used to identify products. No endorsement is intended, nor is any criticism implied of similar products not named.

Agricultural Experiment Station, Kansas State University, Manhattan 66506-4008

SRP750

December 1995

Kansas State University is committed to a policy of nondiscrimination on the basis of race, sex, national origin, disability, religion, age, sexual orientation, or other nonmerit reasons, in admissions, educational programs or activities, and employment all as required by applicable laws and regulations. Responsibility for coordination of compliance efforts and receipt of inquiries, including those concerning Title IX of the Education Amendments of 1972, Section 504 of the Rehabilitation Act of 1973, and the Americans with Disabilities Act, has been delegated to Jane D. Rowlett, Ph.D., Director of Unclassified Affairs and University Compliance, Kansas State University, 111 Anderson Hall, Manhattan, KS 66506-0124 (913-532-4392).

7.5M