



2001 KANSAS PERFORMANCE TESTS WITH CORN HYBRIDS

REPORT OF PROGRESS 882

Kansas State University
Agricultural Experiment Station
and Cooperative Extension Service

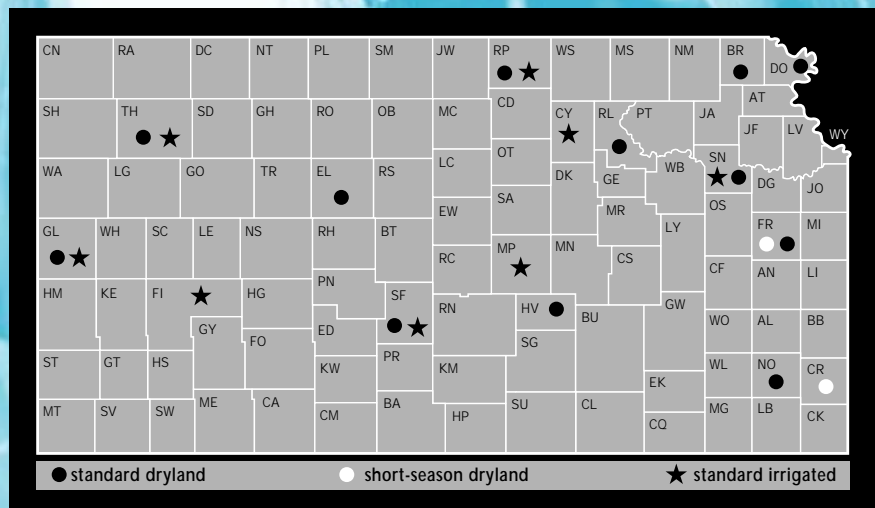



TABLE OF CONTENTS

Test Objectives and Procedures	1
2001 Statewide Growing Conditions	2
Grain Quality Summary	4
RESULTS: 2001 CORN PERFORMANCE TESTS	
NORTHEAST	
Doniphan County Severance Table 1.....	5
Brown County Powhattan Table 2.....	8
Republic County Belleville Abandoned; drought	
Riley County Manhattan Table 3.....	11
Yield Summary Table 4.....	13
Figure 5.....	15
NORTHEAST IRRIGATED	
Shawnee County Rossville Table 5.....	16
Clay County Clifton Table 6.....	19
Republic County Scandia Table 7.....	21
Yield Summary Table 8.....	24
Figure 6.....	25
EAST / CENTRAL	
Shawnee County Topeka Table 9.....	26
Franklin County Ottawa Table 10.....	28
Neosho County Erie Table 11.....	30
Harvey County Hesston Table 12.....	32
Yield Summary Table 13.....	34
Figure 7.....	35
WEST NO-TILL DRYLAND	
Stafford County St. John Table 14.....	36
Ellis County Hays Table 15.....	38
Thomas County Colby Table 16.....	40
Greeley County Tribune Table 17.....	42
Yield Summary Table 18.....	44
Figure 8.....	45
CENTRAL / WEST IRRIGATED	
McPherson County Inman Table 19.....	46
Stafford County St. John Table 20.....	48
Thomas County Colby Table 21.....	50
Greeley County Tribune Table 22.....	53
Finney County Garden City Table 23.....	55
Yield Summary Table 24.....	58
Figure 9.....	60
SHORT-SEASON	
Franklin County Ottawa Table 25.....	61
Crawford County Pittsburg Table 26.....	63
Yield Summary Table 27.....	65
Figure 10.....	66
APPENDIX	
1: Entrants in the 2001 Kansas Corn Performance Tests	67
2: Entries in the 2001 Kansas Corn Performance Tests.....	69
3: Kansas Corn Hybrid Grain Quality Summary, 1997 - 2001	72
Electronic Access, University Research Policy, and Duplication Policy	73

2001 KANSAS CORN PERFORMANCE TESTS

TEST OBJECTIVES AND PROCEDURES

Corn Performance Tests, conducted annually by the Kansas Agricultural Experiment Station, provide farmers, extension workers, and private research and sales personnel with unbiased agronomic information on many of the corn hybrids marketed in the state. Entry fees from private seed companies help finance the tests. Seed companies receive test announcements and entry forms in late January each year; deadlines for receipt of completed entry forms and seed are in early March. Because entry selection and location are voluntary, not all hybrids grown in the state are included in tests, and the same group of hybrids is not grown uniformly at all test locations.

Short-season corn performance tests target hybrids for early-planted, short-season, cropping systems. Hybrids with adequate heat and drought tolerance are needed for these systems. These hybrids often will be subjected to severe heat and drought stress in July and August. These systems typically are utilized on soils with poor water-holding capacities. Early-maturing hybrids often are able to escape a good portion of the typical stress, if they can be planted early.

A summary of growing-season weather data is given in individual test discussions. These data are from the nearest weather-reporting station and often are supplemented with information from the test site. Precipitation graphs include cumulative lines for 2001 and the 30-year normal in addition to the daily rainfall amounts since last fall. Temperature graphs include daily maximum and minimum temperatures compared with normal. Growing degree graphs include cumulative lines for 2001 and normal. All graphs include vertical lines indicating planting, silking, and harvest dates, if available. General trends in precipitation and temperature relative to normal are readily observed in the graphs. For more detailed information, a table is included with monthly totals and averages for the growing season.

CORN BORER status of a representative susceptible hybrid is listed with the other

descriptive information preceding each table for several locations. The listed infestation rates and tunnel lengths may not represent the actual extent of damage if the sampling date precedes harvest by several weeks, but they do provide an indication of the level of corn borer infestation at a given location. Early harvest and limited resources prevented sampling at many locations.

Explanatory information is given preceding data summaries for each test. Tables 1-26 contain results from the individual performance tests. Hybrids are listed in order of increasing days to half silk and increasing grain moisture for the current year, so hybrids of similar maturity appear together. Yield summaries following each group of tests (Tables 4, 8, 13, 18, 24, 27) present yield as a percent of the average for each location and averaged over all locations in that region. The 2001 entrants and entries are listed in the Appendixes.

Figures 5-10 graphically summarize yield and maturity information over the past 3 years for each region. In these figures, hybrid performance is standardized using the average of two check hybrids present in every test (Pioneer 3162 and Golden Harvest H2530). The number beside each bar shows the number of tests where a given hybrid was compared with the check hybrids. In general, the greater the number of comparisons, the greater confidence one can place in the stated performance of that hybrid. Symbols beside each bar indicate if a hybrid was significantly greater (+), lower (-), or not different (no symbol) than the average of the check hybrids. As with individual test results, small differences should not be overemphasized. Relative ranking and large differences are better indicators of hybrid performance.

Most corn tests were planted at a rate 10% to 20% above the desired population and thinned only to remove doubles. Planting to stand enables evaluation of product performance for the entire growing season.

Tractor-powered, modified, White air-planters were used for nearly all tests. Four plots

(replications) of each hybrid were grown at each location in a randomized complete block design. Four-row plots were used in the west no-till tests. Each harvested plot consisted of two rows trimmed to a specific length ranging from 20 to 30 feet at the different locations. Tests were harvested with specialized plot combines equipped with automatic weighing and sampling devices.

GRAIN YIELDS are reported as bushels per acre of shelled grain (56 lbs/bu) adjusted to a moisture content of 15.5%. *BUSHEL YIELDS* are given but also are converted to *YIELDS AS PERCENTAGES OF THE TEST AVERAGE* to speed recognition of highest-yielding hybrids (more than 100%, the test average). The actual test average in bushels per acre is listed as the test average in the *YIELD AS % OF TEST AVERAGE* columns as a guide to actual yields. Hybrids yielding more than 100% of the test average year after year merit consideration, but adaptation to individual farms for appropriate maturity, stalk strength, and other factors also must be considered.

The number of *LODGED EARS* is reported, when appropriate. Plants broken over below the ear and dropped ears were considered *LODGED*, although many were harvestable with modern machinery. Severely lodged stalks or dropped ears that could not be picked up by normal harvest procedures were not included in yield. Because harvest often is delayed until latest maturing entries are ripe, early and mid-season hybrids could lose ears simply because they must wait well past their optimum harvest date. In most years at most locations, dropped ears constitute a very small portion of lodging and do not significantly affect yields.

Relative maturity is measured in terms of both *NUMBER OF DAYS FROM PLANTING TO SILKING* and *GRAIN MOISTURE AT HARVEST* at most locations. Entries are listed in order of increasing maturity based on days to silking and harvest moisture in the current year to facilitate comparison of hybrids of like maturity. Maturity can be critical when considering a corn hybrid for a specific cropping system.

The *GROWTH UNIT* or *GROWING DEGREE DAY* concept was developed to measure the

amount of heat available for growth and maturation. The formula used to generate the monthly totals in individual test discussions follows. Take the maximum temperature plus the minimum temperature for each day, divide by 2, and then subtract a base temperature of 50 each day. Any temperature below 50°F was considered to be 50, and any temperature over 86°F was called 86. Growth unit accumulations for the current year are compared with the long-term average or 'normal' for each test.

Small differences in yield or other characteristics should not be overemphasized. Least significant differences (LSD's) are shown at the bottom of each table. Unless two entries differ by at least the LSD shown, little confidence can be placed in one being superior to the other. The coefficient of variability (CV) can be used to estimate the degree of confidence one can have in published data from replicated tests. In this testing program, CV's below 10% generally indicate reliable, uniform data, whereas CV's of 10 to 15% are not uncommon and usually indicate that data are acceptable for the rough performance comparisons desired from these tests. Tests with CV's over 15% still may be useful, but hybrid comparisons lack precision.

2001 STATEWIDE GROWING CONDITIONS

Figures 1 and 2 illustrate the temperature and soil moisture trends during 2001. Figure 3 shows how the condition of the crop changed in response to the weather. Figure 4 illustrates how crop development was affected by the growing conditions and how it compared to previous years.

Relatively cool, wet conditions early in the growing season delayed planting in some areas. However, planting finished up nearly a week ahead of average statewide. Favorable conditions through early June resulted in 80% of the crop being classified in good or excellent condition in late June and early July. However, temperatures regularly exceeded 100°F and rainfall decreased beginning in mid-June. As a result, the condition of the crop dropped dramatically during the first half of July. By mid-July, less than 60% of the crop was classified as good or excellent. The trend continued at a slower pace through August, so that only 50% of the crop fell in those two categories at harvest.

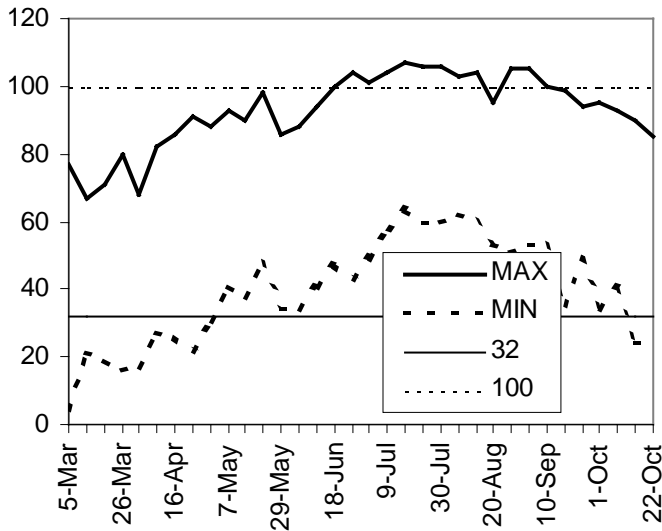


Figure 1. 2001 Kansas weekly maximum and minimum temperatures.

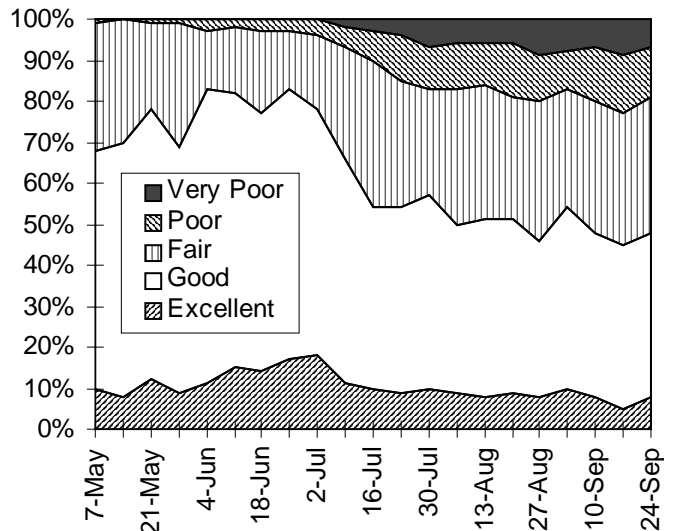


Figure 3. Condition of 2001 Kansas corn crop.

Although planting lagged behind, silking tracked fairly closely with last year's. High temperatures during silking and early grain fill maintained rapid crop development. A significant portion of the crop reached the dent stage ahead of even last year. Beginning in late July, a significant amount of dryland corn was chopped for silage because drought conditions had severely limited grain yield. However, moderating temperatures and significant rainfall slowed maturation of irrigated and well-watered acreage in late August. As a result, harvest progress followed the long-term average more closely than last year. The longer grain-filling period resulted in excellent yields in well-watered and irrigated areas.

(From Crop-Weather reports, Kansas Agricultural Statistics, Topeka).

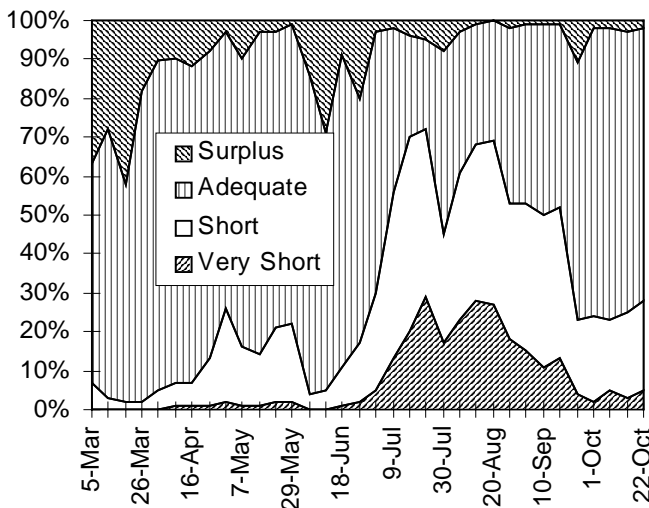


Figure 2. Statewide status of topsoil moisture.

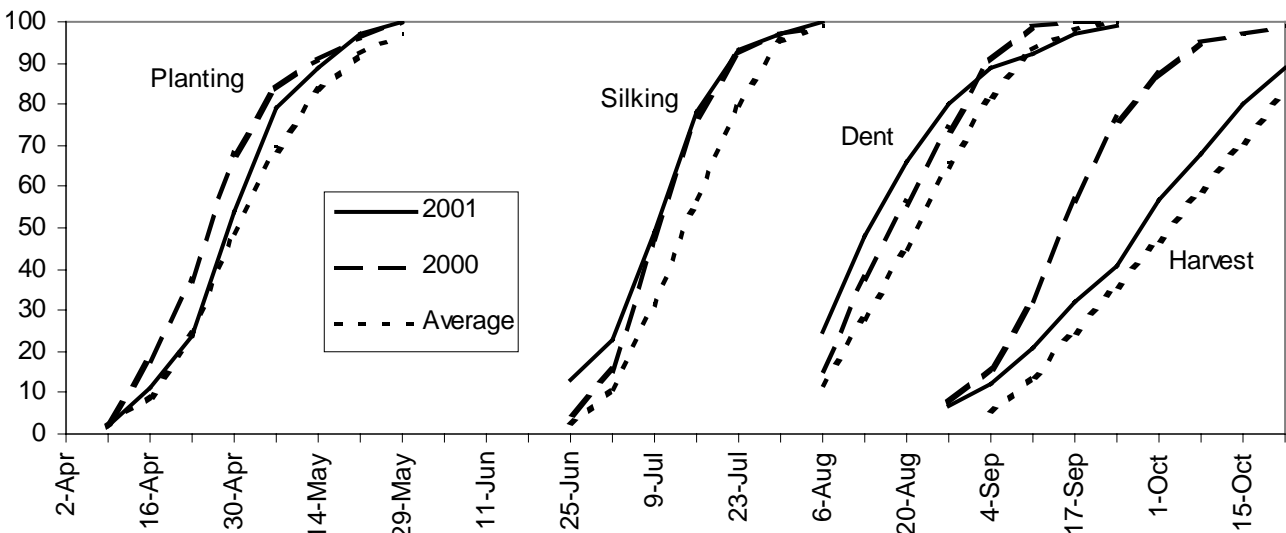


Figure 4. Progress of 2001 Kansas corn crop.

As usual, insect pests attempted to eat a share of the corn crop. Southern corn leaf beetles were especially numerous in Lyon County in late April. Lighter populations of this pest were noted in several areas. Cool, wet weather slowed corn growth, making it more susceptible to damage from flea beetles, cutworms, and wireworms. An unusual pest of seedling corn this year was the beet armyworm. Populations of the larval form of this insect found in fields south of Garden City in May varied from light to 80% infestation.

European and southwestern corn borers were active again in 2001, but didn't appear to cause as much damage as last year. Spider mite populations did not develop as rapidly as expected, considering the favorable conditions in July and August.

(From Kansas Insect Newsletter, Extension Entomology, Kansas State University; Kansas Cooperative Economic Insect Survey Reports, Kansas Department of Agriculture; and Southwest Kansas Entomology Update, Southwest Research-Extension Center.)

Wet conditions during planting caused some early-season problems. Sidewall compaction occasionally was a problem in heavy soils. Seedling blights caused by several different organisms occurred on young corn in areas subjected to excess early-season rainfall.

Gray leaf spot traditionally has been a problem in south central and southeast Kansas. In early July 40-50% of south central corn fields had light or moderate levels of gray leaf spot. Many of these fields were above treatment threshold levels. The remaining fields in south central Kansas were either gray leaf spot free or had it at very low levels. Gray leaf spot was not a widespread problem in northeast Kansas this year.

Drought conditions in many parts of Kansas provided the opportunity for the ear rot fungus *Aspergillus flavus* to establish itself on corn ears. Besides the direct loss due to damaged kernels, *A. flavus* is also capable of producing aflatoxin, a potent carcinogen. The presence of *Aspergillus* was not necessarily related to the production of aflatoxin, and little, if any, aflatoxin was detected at harvest time. Other ear molds were present in areas where moisture was excessive during the dry down period.

During mid-August, corn samples began to arrive

at the Plant Pathology Diagnostic Lab exhibiting symptoms of stalk rot. Fusarium stalk rot and charcoal rot were responsible for most of the problems, although some anthracnose stalk rot occurred in northeast Kansas where rain was more plentiful this summer. Often the plants suffered from premature dying. This early shut down of the plant resulted in smaller, lighter test weight ears and reduced yields. Average yield reductions generally ranged from 5-15 percent, but yield reductions of over 50 percent were reported in individual fields. Later in the season, lodging associated with stalk rot was reported. In many cases, the lodging occurred in the same areas where rootless corn syndrome was a problem early in the season. The lack of brace root development caused the corn to lodge as it matured.

Other diseases observed in corn samples submitted to the Plant Pathology Diagnostic Lab included maize dwarf mosaic virus, Johnsongrass mosaic virus, sugarcane mosaic virus, lesion nematode, and stubby root nematode.

(From Doug Jardine in *Disease Alerts*, Kansas State University Department of Plant Pathology.)

The October 12 Crops Report predicted a 409 million bushel crop, down 2% from last year's crop. This production is from 3.1 million harvested acres, down 3% from last year. The predicted average yield of 132 bushels per acre is 2 bushels above the final estimate for 2000.

(From Kansas Agricultural Statistics.)

GRAIN QUALITY SUMMARY

Relative protein, oil, and starch contents for many hybrids are presented in Appendix 3. Two hybrids that were present in every test were used as checks: Pioneer 3162 and Golden Harvest H-2530. Hybrids are included if they were included in the same tests with the checks at least 5 times. At every location, each hybrid was compared to the average of these two check hybrids. These differences were averaged over the total number of tests where the comparisons were made and were used to calculate standardized values. The corn hybrids displayed rather narrow ranges for the various quality parameters (protein 1.7%, oil 0.8%, starch 2.0%). However, the differences, especially for protein, were large enough to have a potential economic impact for livestock feeders.

NORTHEASTERN KANSAS STANDARD CORN TEST ON SILT LOAM SOIL

COUNTY: DONIPHAN

LOCATION: Private farm 1 mile north of Severance

TEST SITE: Manona silt loam

2000 CROP: Soybean

1999 CROP: Corn

FERTILIZER (lbs/acre): 150 N 0 P₂O₅ 0 K₂O

PLANTING DATE: 4/19/01

HARVEST DATE: 9/25/01

COOPERATORS: Fuhrman Farms, Inc.

TARGET POPULATION: 26,000 plants/acre, 8.0 in. spacing

FINAL STAND (% of target): 83

SILK DATES: Not available

YIELD: Avg. (bu/a): 175 Range (bu/a): 143 - 202

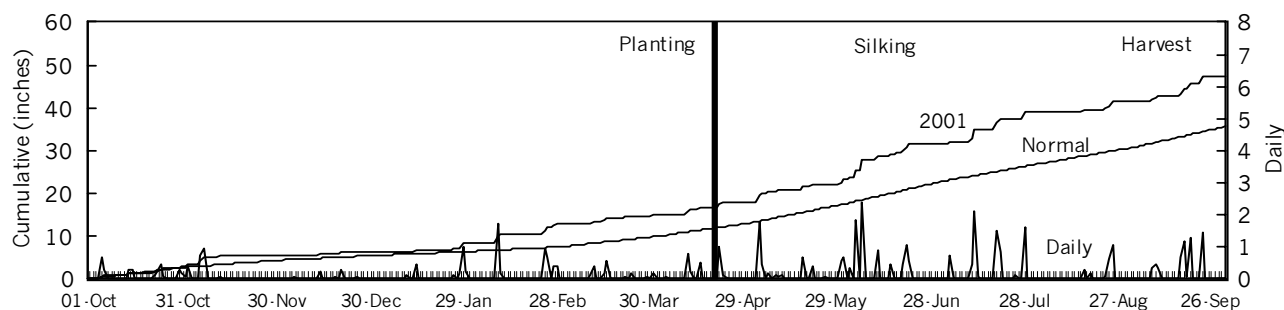
LSD (bu/a): 59 CV (%): 8

CORN BORERS: (susc. hybrid)	Infestation (% plants)		Tunnels (in./plant)	Sample date
	ECB	SWCB		
	--	--	--	--

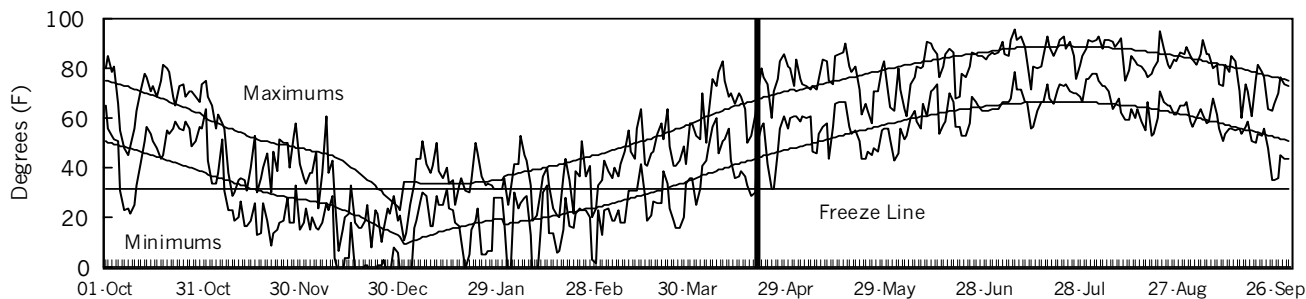
2001 GROWING CONDITIONS:

The test was planted into a rough seedbed, but early conditions appeared favorable. Cutworms and heavy rains may have been the cause of reduced stands in many plots. Good rains were separated by extended dry periods, causing some level of stress to the crop. Rust moved in late in the season, shortening the grainfill period and likely lowering yields.

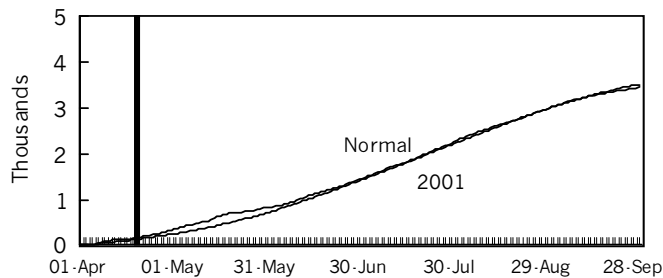
PRECIPITATION



DAILY TEMPERATURES



GROWING DEGREE DAYS



GROWING-SEASON WEATHER SUMMARY

Month	Precipitation		Average Temp.		GDD	
	2001	Normal	2001	Normal	2001	Normal
April	2.9	3.2	57	54	328	249
May	5.4	4.4	65	65	488	444
June	8.2	5.2	70	73	598	720
July	7.7	4.1	78	78	821	840
August	2.3	3.8	75	76	749	752
Sept.	5.9	4.9	65	68	472	542
Season Totals	32.3	25.7	68	69	3456	3546

TABLE 1. Doniphan Co. Corn Performance Test, 1999-2001.

BRAND	NAME	ACRE YIELD, BUSHEL					YIELD AS % OF TEST AVERAGE			2000-2001		2001				
		2001	2000	1999	2-Yr.	3-Yr.	2001	2000	1999	Days to Silk	Grain to Moist. %	Days to Silk	Grain to Moist. %	Final Stand %	Ldg %	Test Wt. lb/bu
					AVG.	AVG.										
MATURITY CHECK	MID - H2530	160	167	160	163	162	91	88	92	--	15	--	16	77	--	55
MATURITY CHECK	SHORT - C4111	143	174	144	159	154	82	92	83	--	14	--	16	80	--	56
DEKALB	DKC63-03	158	--	--	--	--	90	--	--	--	--	--	17	91	--	58
FRONTIER	F3025	170	--	--	--	--	97	--	--	--	--	--	17	84	--	55
MATURITY CHECK	MID - H2649	179	184	--	182	--	102	97	--	--	16	--	17	85	--	56
MATURITY CHECK	SHORT - G8590	154	177	--	165	--	88	94	--	--	16	--	17	89	--	57
NC+	5018	173	169	196	171	179	99	89	113	--	16	--	17	86	--	56
CROPLAN GEN.	743	163	--	--	--	--	93	--	--	--	--	--	18	89	--	54
DEKALB	DKC61-11	149	--	--	--	--	85	--	--	--	--	--	18	83	--	57
DEKALB	DKC66-50	179	--	--	--	--	102	--	--	--	--	--	18	85	--	55
HOEGEMEYER	2694	173	--	--	--	--	99	--	--	--	--	--	18	74	--	54
HOEGEMEYER	2718	187	178	--	182	--	106	94	--	--	16	--	18	84	--	56
LEWIS	7192	170	--	--	--	--	97	--	--	--	--	--	18	78	--	55
MIDWEST SEED	G8066B	168	--	--	--	--	96	--	--	--	--	--	18	89	--	56
PFISTER	3801	167	--	--	--	--	95	--	--	--	--	--	18	82	--	57
AGSOURCE	6787	194	197	--	196	--	110	104	--	--	18	--	19	80	--	55
AGSOURCE	EX2113	166	--	--	--	--	95	--	--	--	--	--	19	78	--	54
AGSOURCE	EX2115	174	--	--	--	--	99	--	--	--	--	--	19	77	--	53
ASGROW	RX828YG	171	--	--	--	--	98	--	--	--	--	--	19	89	--	58
CROPLAN GEN.	661	155	196	--	176	--	89	104	--	--	17	--	19	87	--	55
CROW'S	C5165B	188	--	--	--	--	107	--	--	--	--	--	19	78	--	55
CROW'S	C5360	193	--	--	--	--	110	--	--	--	--	--	19	76	--	56
GARST/AGRIPRO	8301	166	--	--	--	--	94	--	--	--	--	--	19	79	--	52
HAWKEYE	SX51	182	--	--	--	--	104	--	--	--	--	--	19	81	--	58
HAWKEYE	SX70	180	200	--	190	--	102	105	--	--	18	--	19	88	--	55
HOEGEMEYER	2679	177	--	--	--	--	101	--	--	--	--	--	19	83	--	54
HOEGEMEYER	HBt821	182	196	--	189	--	104	104	--	--	18	--	19	79	--	55
LEWIS	5360Bt	170	--	--	--	--	97	--	--	--	--	--	19	88	--	55
LEWIS	6420	193	216	--	204	--	110	114	--	--	18	--	19	85	--	56
MIDLAND	7A25Bt	173	--	--	--	--	99	--	--	--	--	--	19	86	--	54
MIDWEST SEED	G8686	185	--	--	--	--	106	--	--	--	--	--	19	78	--	57
MYCOGEN	2833	189	200	--	195	--	108	106	--	--	17	--	19	93	--	53
NC+	5411	176	--	--	--	--	100	--	--	--	--	--	19	86	--	56
NC+	6359	158	--	--	--	--	90	--	--	--	--	--	19	80	--	55
NK	N67-T4	159	202	--	180	--	91	107	--	--	18	--	19	87	--	56
NK	N72-J5	184	--	--	--	--	105	--	--	--	--	--	19	78	--	55
PFISTER	2750	199	201	--	200	--	113	106	--	--	18	--	19	83	--	55
PIONEER	33R77	199	--	--	--	--	113	--	--	--	--	--	19	82	--	54
RENZE	6462	177	--	--	--	--	101	--	--	--	--	--	19	84	--	55
TAYLOR	EXP7950	174	--	--	--	--	99	--	--	--	--	--	19	83	--	56
WILSON	1788	178	--	--	--	--	102	--	--	--	--	--	19	77	--	55
AGSOURCE	6887	185	198	--	191	--	105	105	--	--	18	--	20	89	--	55

(continued)

TABLE 1. Doniphan Co. Corn Performance Test, 1999-2001.

BRAND	NAME	ACRE YIELD, BUSHEL					YIELD AS % OF TEST AVERAGE			2000-2001		2001				
		2001	2000	1999	2-Yr.	3-Yr.	2001	2000	1999	Days to Silk	Grain to Moist. %	Days to Silk	Grain Moist. %	Final Stand %	Ldg %	Test Wt. lb/bu
					AVG.	AVG.										
AGSOURCE	7525	179	--	--	--	--	102	--	--	--	--	--	20	83	--	54
FONTANELLE	5591	170	--	--	--	--	97	--	--	--	--	--	20	86	--	55
FONTANELLE	5721	185	--	--	--	--	105	--	--	--	--	--	20	76	--	57
FONTANELLE	5800	192	--	--	--	--	109	--	--	--	--	--	20	79	--	55
FRONTIER	F3250	179	--	--	--	--	102	--	--	--	--	--	20	88	--	56
GARST	8327IT	163	--	--	--	--	93	--	--	--	--	--	20	88	--	55
HAWKEYE	9191	191	205	175	198	190	109	108	101	--	19	--	20	83	--	56
LEWIS	5450	182	195	--	188	--	104	103	--	--	18	--	20	71	--	55
MATURITY CHECK	FULL - P3162	158	165	160	162	161	90	87	92	--	19	--	20	88	--	58
MIDLAND	786	167	192	179	179	179	95	101	103	--	19	--	20	87	--	54
MYCOGEN	7870	175	--	--	--	--	100	--	--	--	--	--	20	81	--	55
NK	N79-L3	160	191	166	176	173	91	101	96	--	20	--	20	84	--	59
PFISTER	3350	183	157	--	170	--	104	83	--	--	18	--	20	87	--	57
PIONEER	32R42	180	--	--	--	--	103	--	--	--	--	--	20	81	--	57
PIONEER	33P67	202	205	--	204	--	115	108	--	--	19	--	20	92	--	57
STINE	9803	180	--	--	--	--	103	--	--	--	--	--	20	84	--	56
CROPLAN GEN.	818	166	199	--	183	--	95	105	--	--	20	--	21	87	--	54
GARST	8363Bt	174	207	--	190	--	99	109	--	--	20	--	21	89	--	56
MATURITY CHECK	FULL - M798	190	--	--	--	--	108	--	--	--	--	--	21	84	--	56
MIDLAND	798	172	202	--	187	--	98	107	--	--	20	--	21	83	--	56
PFISTER	3977Bt	176	--	--	--	--	100	--	--	--	--	--	21	83	--	55
AGSOURCE	7894CL	194	--	--	--	--	110	--	--	--	--	--	22	82	--	56
PIONEER	31A13	202	214	--	208	--	115	113	--	--	21	--	22	76	--	57
ZIMMERMAN	1851W	177	--	--	--	--	101	--	--	--	--	--	22	83	--	55
	AVERAGES	175	189	173	182	179	175	189	173	--	18	--	19	83	--	56
	CV (%)	8	8	8	--	--	8	8	8	--	--	--	3	10	--	1
	LSD (0.05)**	20	17	16	--	--	11	9	9	--	--	--	1	12	--	1

** Unless two varieties differ by more than the LSD, little confidence can be placed in one being superior to the other.

NORTHEASTERN KANSAS STANDARD CORN TEST ON SILTY CLAY LOAM SOIL

COUNTY: BROWN

LOCATION: Private farm north of Powhattan

TEST SITE: Grundy silty clay loam

2000 CROP: Soybean

1999 CROP: Corn

FERTILIZER (lbs/acre): 110 N 0 P₂O₅ 0 K₂O

PLANTING DATE: 4/18/01

HARVEST DATE: 10/4/01

COOPERATORS: Larry Maddux, agronomist; Charles Clark and William Riley, technicians

TARGET POPULATION: 23,000 plants/acre, 9.1 in. spacing

FINAL STAND (% of target): 99

SILK DATES: 6/30/01 - 7/10/01

YIELD: Avg. (bu/a): 180 Range (bu/a): 144 - 215

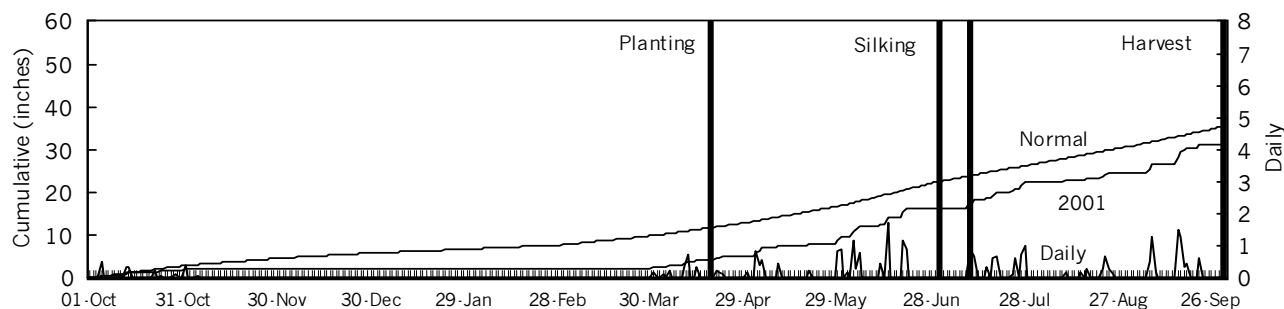
LSD (bu/a): 16 CV (%): 6

CORN BORERS: (susc. hybrid)	Infestation (% plants)		Tunnels (in./plant)	Sample date
	ECB	SWCB		
	--	--	--	--

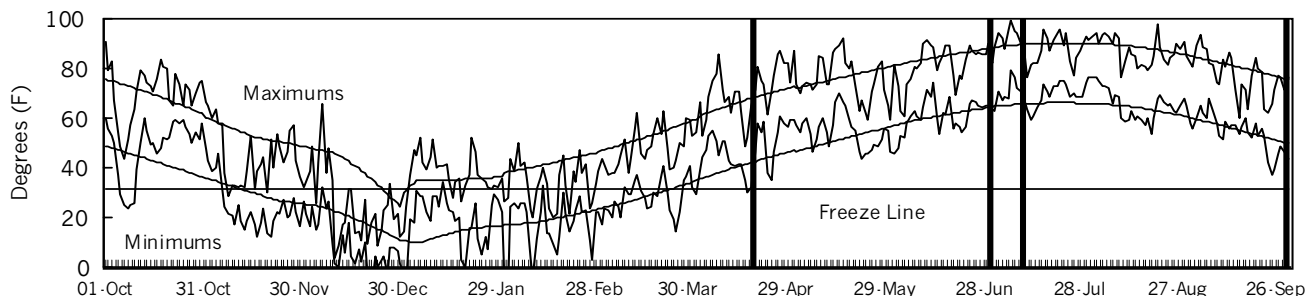
2001 GROWING CONDITIONS:

The test was planted no-till into soybean stubble. Good stands were obtained for most entries. Favorable rains all during the growing season and little disease or insect pressure facilitated outstanding yields. Some lodging occurred, but the combine could pick up most stalks.

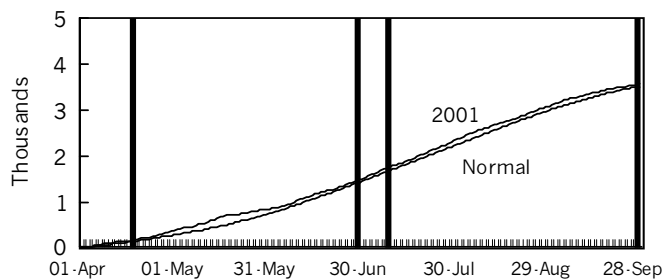
PRECIPITATION



DAILY TEMPERATURES



GROWING DEGREE DAYS



GROWING-SEASON WEATHER SUMMARY

Month	Precipitation		Average Temp.		GDD	
	2001	Normal	2001	Normal	2001	Normal
April	2.7	3.1	59	54	342	268
May	4.3	4.0	65	65	483	442
June	6.9	5.6	72	73	633	715
July	6.2	4.1	80	78	850	833
August	2.1	4.0	76	76	770	748
Sept.	6.3	4.6	66	68	492	541
Season Totals	28.4	25.5	70	69	3570	3547

TABLE 2. Brown Co. Corn Performance Test, 1999-2001.

BRAND	NAME	ACRE YIELD, BUSHEL					YIELD AS % OF TEST AVERAGE			2000-2001		2001				
		2001	2000	1999	2-Yr.	3-Yr.	2001	2000	1999	Days	Grain	Days	Grain	Final Stand %	Ldg %	Test Wt. lb/bu
					AVG.	AVG.				to Silk	to Moist. %	to Silk	to Moist. %			
MATURITY CHECK	SHORT - C4111	152	109	94	131	118	84	97	89	77	11	73	13	101	15	58
FRONTIER	F3025	168	--	--	--	--	93	--	--	--	--	74	14	89	1	57
AGSOURCE	EX2115	177	--	--	--	--	98	--	--	--	--	74	15	96	3	56
NK	N67-T4	174	123	--	148	--	96	109	--	79	13	74	15	101	3	58
CROPLAN GEN.	661	168	123	--	145	--	93	109	--	79	13	74	16	101	4	57
DEKALB	DKC60-15	171	--	--	--	--	95	--	--	--	--	74	16	102	6	58
US SEEDS	US C1120	144	109	98	126	117	80	96	94	79	13	74	16	89	4	57
AGRIPRO	9570Bt	178	--	--	--	--	99	--	--	--	--	74	17	100	0	58
FONTANELLE	5211	160	--	--	--	--	89	--	--	--	--	75	13	104	6	56
MATURITY CHECK	SHORT - G8590	162	110	--	136	--	90	98	--	80	12	75	14	94	10	59
MIDLAND	7B13	180	--	--	--	--	100	--	--	--	--	75	14	103	4	57
US SEEDS	US C1141	185	--	--	--	--	103	--	--	--	--	75	15	95	6	58
US SEEDS	US E1102Bt	170	--	--	--	--	94	--	--	--	--	75	15	97	16	58
AGSOURCE	EX2113	177	--	--	--	--	98	--	--	--	--	75	16	102	4	56
GARST	8546	170	--	--	--	--	94	--	--	--	--	75	16	105	3	57
LEWIS	7192	180	--	--	--	--	100	--	--	--	--	75	16	100	23	58
PFISTER	2750	198	124	--	161	--	110	110	--	80	13	75	16	107	6	57
RENZE	6462	179	--	--	--	--	99	--	--	--	--	75	16	97	13	58
TAYLOR	750	192	--	--	--	--	107	--	--	--	--	75	16	102	5	57
STINE	9803	177	--	--	--	--	98	--	--	--	--	75	17	103	1	59
MATURITY CHECK	MID - H2530	167	95	105	131	122	93	84	100	80	11	76	13	97	9	57
MATURITY CHECK	MID - H2649	190	115	--	152	--	105	102	--	81	12	76	14	99	4	58
US SEEDS	US C1111	175	--	--	--	--	97	--	--	--	--	76	14	98	5	59
US SEEDS	US E1122Bt	157	--	--	--	--	87	--	--	--	--	76	14	96	4	58
CROPLAN GEN.	743	191	--	--	--	--	106	--	--	--	--	76	15	106	0	56
DEKALB	DKC63-03	156	--	--	--	--	87	--	--	--	--	76	15	102	3	61
AGSOURCE	6787	214	118	--	166	--	119	105	--	80	13	76	16	108	5	58
CROW'S	C5165B	180	--	--	--	--	100	--	--	--	--	76	16	99	1	58
GARST	8484Bt	161	--	--	--	--	89	--	--	--	--	76	16	104	0	58
HAWKEYE	SX57	194	--	--	--	--	107	--	--	--	--	76	16	106	4	58
MIDLAND	7A14	167	--	--	--	--	93	--	--	--	--	76	16	92	0	58
MIDLAND	7A15	192	--	--	--	--	106	--	--	--	--	76	16	95	0	58
MIDWEST SEED	G8066B	184	--	--	--	--	102	--	--	--	--	76	16	103	9	58
MYCOGEN	2833	177	131	--	154	--	98	116	--	80	13	76	16	105	3	56
NK	N72-J5	197	--	--	--	--	109	--	--	--	--	76	16	99	1	57
AGSOURCE	6887	215	118	--	167	--	119	105	--	80	14	76	17	104	1	58
ASGROW	RX828YG	148	--	--	--	--	82	--	--	--	--	76	17	79	0	61
NC+	5411	197	--	--	--	--	109	--	--	--	--	76	17	104	0	58
PIONEER	33P67	198	118	--	158	--	110	104	--	80	14	76	17	93	3	60
AGSOURCE	7525	176	--	--	--	--	97	--	--	--	--	76	18	100	0	57
NK	N79-L3	168	130	102	149	133	93	115	97	80	15	76	18	104	1	62
PFISTER	3977Bt	180	--	--	--	--	100	--	--	--	--	76	18	99	0	58

(continued)

TABLE 2. Brown Co. Corn Performance Test, 1999-2001.

BRAND	NAME	ACRE YIELD, BUSHEL					YIELD AS % OF TEST AVERAGE			2000-2001		2001				
		2001	2000	1999	2-Yr.	3-Yr.	2001	2000	1999	Days to Silk	Grain to Moist. %	Days to Silk	Grain to Moist. %	Final Stand %	Ldg %	Test Wt. lb/bu
					AVG.	AVG.										
TAYLOR	772	173	--	--	--	--	96	--	--	--	--	77	15	94	8	60
TRIUMPH	1514ABt	161	--	--	--	--	89	--	--	--	--	77	15	94	10	57
PFISTER	3350	200	94	--	147	--	111	84	--	82	13	77	16	97	3	60
CROW'S	C6121	192	--	--	--	--	106	--	--	--	--	77	17	95	6	59
WILSON	1788	172	--	--	--	--	95	--	--	--	--	77	17	99	0	58
CROPLAN GEN.	818	192	115	--	154	--	106	102	--	81	15	77	18	106	3	57
MATURITY CHECK	FULL - P3162	165	103	89	134	119	91	92	85	81	15	77	18	93	20	60
DEKALB	DKC66-50	177	--	--	--	--	98	--	--	--	--	78	15	106	3	58
MIDLAND	785RR	162	--	--	--	--	90	--	--	--	--	78	15	86	3	59
MIDWEST SEED	G7950	190	--	--	--	--	105	--	--	--	--	78	15	103	8	60
NC+	5445	191	--	--	--	--	106	--	--	--	--	78	16	100	1	58
PIONEER	32R42	190	--	--	--	--	105	--	--	--	--	78	16	96	12	60
PIONEER	33R77	208	--	--	--	--	115	--	--	--	--	78	16	102	4	57
MYCOGEN	7870	193	--	--	--	--	107	--	--	--	--	78	17	104	6	58
AGRIPRO	9689Bt	182	126	--	154	--	101	111	--	81	15	78	18	102	3	60
NC+	5018	187	119	104	153	137	104	106	99	83	12	79	14	106	3	57
NC+	6359	175	88	--	132	--	97	78	--	83	14	79	17	96	3	58
US SEEDS	US C1161	175	--	--	--	--	97	--	--	--	--	79	17	93	4	60
PIONEER	31A13	207	138	--	173	--	115	122	--	82	15	79	18	98	9	59
MIDLAND	7A25Bt	181	--	--	--	--	100	--	--	--	--	80	17	100	0	57
PFISTER	3801	189	--	--	--	--	104	--	--	--	--	80	17	107	0	59
MATURITY CHECK	FULL - M798	182	--	--	--	--	101	--	--	--	--	80	18	86	4	59
MIDLAND	798	186	110	--	148	--	103	98	--	84	15	80	18	67	0	59
HAWKEYE	9191	203	114	119	158	145	112	101	114	84	14	81	17	105	14	59
MIDLAND	786	188	113	116	150	139	104	100	111	85	14	81	17	96	1	57
AGSOURCE	7894CL	204	--	--	--	--	113	--	--	--	--	81	18	110	9	59
FRONTIER	F3175	189	--	--	--	--	105	--	--	--	--	81	18	102	11	59
ZIMMERMAN	1851W	191	--	--	--	--	106	--	--	--	--	82	18	93	0	59
	AVERAGES	180	113	105	147	133	180	113	105	81	13	77	16	99	5	58
	CV (%)	6	10	10	--	--	6	10	10	--	--	2	3	7	177	1
	LSD (0.05)**	16	13	12	--	--	9	12	12	--	--	2	1	10	13	1

** Unless two varieties differ by more than the LSD, little confidence can be placed in one being superior to the other.

NORTHEASTERN KANSAS STANDARD CORN TEST ON SILT LOAM SOIL

COUNTY: RILEY

LOCATION: Agronomy North Farm near Manhattan

TEST SITE: Reading silt loam

2000 CROP: Soybean

1999 CROP: Corn

FERTILIZER (lbs/acre): 130 N 0 P₂O₅ 0 K₂O

PLANTING DATE: 4/17/01

HARVEST DATE: 9/11/01

COOPERATORS: Kraig Roozeboom, agronomist; Karl Mannschreck, superintendent

TARGET POPULATION: 23,000 plants/acre, 9.1 in. spacing

FINAL STAND (% of target): 91

SILK DATES: 6/27/01 - 7/5/01

YIELD: Avg. (bu/a): 96 Range (bu/a): 67 - 134

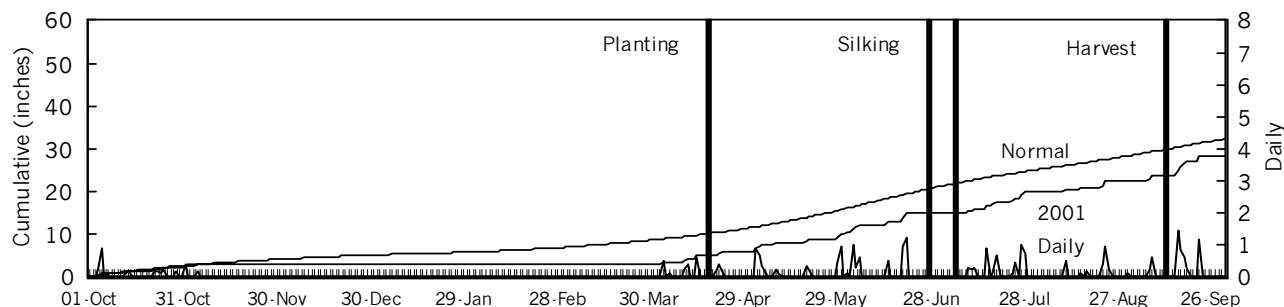
LSD (bu/a): 15 CV (%): 10

CORN BORERS: (susc. hybrid)	Infestation (% plants)		Tunnels (in./plant)	Sample date
	ECB	SWCB		
	--	--	--	--

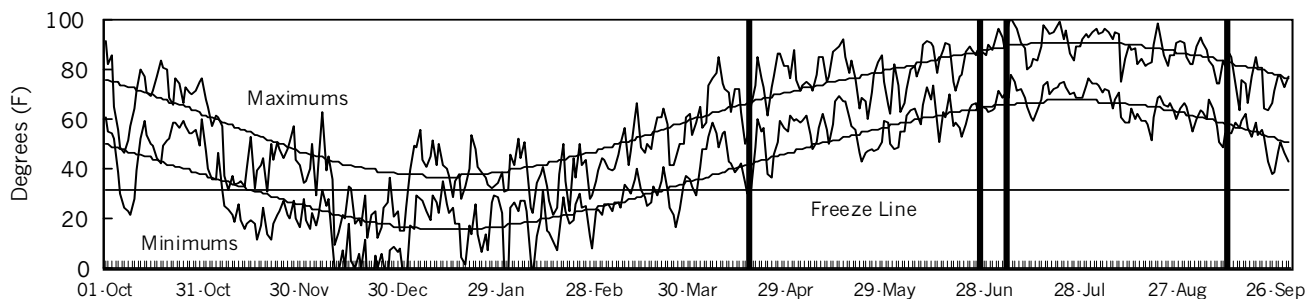
2001 GROWING CONDITONS:

A good seedbed enabled the establishment of generally acceptable stands. Dry conditions in the summer and fall of 2000 enabled the soybean herbicide to carry over and cause damage to several entries. Yields appear to have been somewhat related to response to herbicide damage, but not entirely. A hail storm on June 16 shredded the leaves and may have lowered potential yields. Stalk rots appear to have shut down grain fill prematurely in late August.

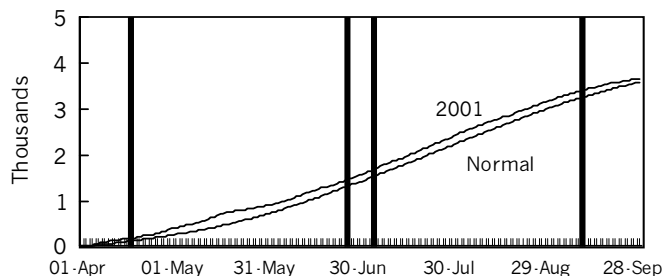
PRECIPITATION



DAILY TEMPERATURES



GROWING DEGREE DAYS



GROWING-SEASON WEATHER SUMMARY

Month	Precipitation		Average Temp.		GDD	
	2001	Normal	2001	Normal	2001	Normal
April	2.8	2.8	60	54	366	254
May	4.5	4.4	67	64	520	438
June	4.8	5.3	72	73	643	717
July	5.0	3.9	81	79	865	851
August	2.7	3.4	77	77	774	771
Sept.	5.4	3.8	67	69	508	577
Season Totals	25.1	23.5	71	70	3676	3606

TABLE 3. Riley Co. Corn Performance Test, 1999-2001.

BRAND	NAME	ACRE YIELD, BUSHEL					YIELD AS % OF TEST AVERAGE			2000-2001		2001				
		2001	2000	1999	2-Yr. AVG.	3-Yr. AVG.	2001	2000	1999	Days to Silk	Grain to Moist. %	Days to Silk	Grain to Moist. %	Final Stand %	Ldg %	Test Wt. lb/bu
AGSOURCE	EX2113	122	--	--	--	--	128	--	--	--	--	71	14	83	4	54
MATURITY CHECK	SHORT - C4111	71	151	136	111	119	74	86	95	72	11	72	11	93	27	52
GARST	8543Bt/IT	105	--	--	--	--	109	--	--	--	--	73	13	90	15	54
MATURITY CHECK	SHORT - G8590	81	173	--	127	--	85	98	--	73	12	73	13	86	8	54
AGSOURCE	EX2115	99	--	--	--	--	104	--	--	--	--	74	13	80	13	53
CROPLAN GEN.	743	95	--	--	--	--	99	--	--	--	--	74	14	89	2	53
RENZE	6462	82	--	--	--	--	86	--	--	--	--	74	14	82	7	55
STINE	9803	67	--	--	--	--	70	--	--	--	--	74	15	101	11	56
MYCOGEN	2833	102	185	--	144	--	106	106	--	73	15	74	16	91	3	53
FRONTIER	F3025	76	--	--	--	--	79	--	--	--	--	75	12	82	24	53
MATURITY CHECK	MID - H2530	72	175	127	124	125	76	100	89	75	12	75	13	83	23	52
AGRIPRO	9570Bt	78	183	--	130	--	81	104	--	75	15	75	14	92	8	54
DEKALB	DKC66-50	80	--	--	--	--	84	--	--	--	--	75	14	90	14	55
PFISTER	2750	113	180	--	147	--	118	102	--	75	15	75	15	102	8	55
AGSOURCE	6787	97	174	--	135	--	101	99	--	75	16	75	16	99	3	55
AGSOURCE	6887	107	194	--	151	--	112	110	--	75	16	75	16	87	5	55
DEKALB	DKC60-15	78	--	--	--	--	81	--	--	--	--	75	16	94	10	54
MATURITY CHECK	FULL - P3162	82	164	123	123	123	85	93	86	75	16	75	16	95	13	58
FREEDOM	EXP 495	114	--	--	--	--	119	--	--	--	--	76	12	95	2	54
CROPLAN GEN.	661	73	175	--	124	--	76	100	--	74	14	76	14	92	9	54
DEKALB	DKC63-03	87	--	--	--	--	91	--	--	--	--	76	14	104	12	57
DEKALB	DKC61-11	101	--	--	--	--	106	--	--	--	--	76	15	78	0	58
ASGROW	RX828YG	89	--	--	--	--	93	--	--	--	--	76	16	95	17	58
FREEDOM	EXP 645	116	--	--	--	--	121	--	--	--	--	76	16	93	4	57
NC+	5411	101	--	--	--	--	105	--	--	--	--	76	16	93	10	55
PFISTER	3977Bt	97	--	--	--	--	102	--	--	--	--	76	16	91	6	55
MYCOGEN	7870	96	--	--	--	--	100	--	--	--	--	76	17	86	0	54
AGSOURCE	7525	89	--	--	--	--	93	--	--	--	--	76	18	88	2	54
MATURITY CHECK	MID - H2649	108	166	--	137	--	113	95	--	76	13	77	13	97	1	54
NC+	5018	107	176	150	141	144	111	100	105	77	14	77	13	99	4	55
ASGROW	RX740	109	--	145	--	--	113	--	102	--	--	77	14	90	4	59
MIDLAND	7B15	89	--	--	--	--	93	--	--	--	--	77	15	89	6	55
PFISTER	3350	111	149	--	130	--	115	85	--	77	15	77	16	90	1	57
PIONEER	33R77	110	--	--	--	--	115	--	--	--	--	77	16	91	3	53
GARST	8363Bt	100	187	--	144	--	105	107	--	76	18	77	17	90	2	56
AGRIPRO	9689Bt	85	188	--	136	--	88	107	--	76	18	77	18	86	2	57
CROPLAN GEN.	818	106	189	--	147	--	111	108	--	76	17	77	18	97	2	55
NC+	5445	92	--	140	--	--	96	--	98	--	--	78	16	86	7	55
PIONEER	33P67	106	201	--	154	--	111	115	--	77	17	78	16	95	2	58
FRONTIER	F3250	98	--	--	--	--	102	--	--	--	--	78	17	95	20	56
MIDLAND	7A25Bt	91	--	--	--	--	95	--	--	--	--	79	14	88	4	45
FREEDOM	5555	94	181	--	137	--	98	103	--	79	17	79	16	91	4	54
MATURITY CHECK	FULL - M798	116	--	--	--	--	121	--	--	--	--	79	17	80	9	56
PFISTER	3801	89	--	--	--	--	93	--	--	--	--	79	17	89	0	57
AGSOURCE	7894CL	134	--	--	--	--	140	--	--	--	--	79	19	101	1	56
FRONTIER	F3175	103	--	--	--	--	108	--	--	--	--	79	19	91	4	57
	AVERAGES	96	176	143	136	138	96	176	143	76	15	76	15	91	7	55
	CV (%)	10	6	6	--	--	10	6	6	--	--	2	8	6	103	4
	LSD (0.05)**	15	13	11	--	--	16	8	8	--	--	2	2	9	12	4

** Unless two varieties differ by more than the LSD, little confidence can be placed in one being superior to the other.

TABLE 4. NORTHEAST Kansas corn hybrid yield summary (% of test average), 2001.

BRAND/NAME	DND¹	BRD	RPD	RLD	AVG.	BRAND/NAME	DND¹	BRD	RPD	RLD	AVG.
AGRIPRO						GARST					
9570Bt	--	99	--	81	--	8327IT	93	--	--	--	--
9689Bt	--	101	--	88	--	8363Bt	99	--	--	105	--
AGSOURCE						GARST/AGRIPRO					
6787	110	119	--	101	110	8484Bt	--	89	--	--	--
6887	105	119	--	112	112	8543Bt/IT	--	--	--	109	--
7525	102	97	--	93	97	8546	--	94	--	--	--
7894CL	110	113	--	140	121	HAWKEYE					
EX2113	95	98	--	128	107	9191	109	112	--	--	--
EX2115	99	98	--	104	101	SX51	104	--	--	--	--
ASGROW						HOEGEMEYER					
RX740	--	--	--	113	--	SX57	--	107	--	--	--
RX828YG	98	82	--	93	91	SX70	102	--	--	--	--
CROPLAN GEN.						LEWIS					
661	89	93	--	76	86	5360Bt	97	--	--	--	--
743	93	106	--	99	99	5450	104	--	--	--	--
818	95	106	--	111	104	6420	110	--	--	--	--
CROW'S						MIDLAND					
C5165B	107	100	--	--	--	785RR	--	90	--	--	--
C5360	110	--	--	--	--	786	95	104	--	--	--
C6121	--	106	--	--	--	798	98	103	--	--	--
DEKALB						MIDWEST SEED					
DKC60-15	--	95	--	81	--	G7950	--	105	--	--	--
DKC61-11	85	--	--	106	--	G8066B	96	102	--	--	--
DKC63-03	90	87	--	91	89	G8686	106	--	--	--	--
DKC66-50	102	98	--	84	95	MYCOGEN					
FONTANELLE						2833					
5211	--	89	--	--	--	7870	100	107	--	100	102
5591	97	--	--	--	--	FREEDOM					
5721	105	--	--	--	--	5555					
5800	109	--	--	--	--	EXP 495					
FRONTIER						EXP 645					
F3025	97	93	--	79	90	MIDWEST SEED					
F3175	--	105	--	108	--	G7950					
F3250	102	--	--	102	--	G8066B					
						G8686					


¹ DND = Doniphan Co., Severance BRD = Brown Co., Powhattan RPD = Republic Co., Belleville RLD = Riley Co., Manhattan

TABLE 4. NORTHEAST Kansas corn hybrid yield summary (% of test average), 2001.

BRAND/NAME	DND¹	BRD	RPD	RLD	AVG.	BRAND/NAME	DND¹	BRD	RPD	RLD	AVG.
NC+						MATURITY CHECK					
5018	99	104	--	111	105	FULL - M798	108	101	--	121	110
5411	100	109	--	105	105	FULL - P3162	90	91	--	85	89
5445	--	106	--	96	--	MID - H2530	91	93	--	76	87
6359	90	97	--	--	--	MID - H2649	102	105	--	113	107
NK						SHORT - C4111					
N67-T4	91	96	--	--	--	SHORT - G8590	88	90	--	85	87
N72-J5	105	109	--	--	--						
N79-L3	91	93	--	--	--						
PFISTER						AVERAGES (bu/a)					
2750	113	110	--	118	114	CV (%)	175	180	--	96	151
3350	104	111	--	115	110	LSD (0.05)**	8	6	--	10	--
3801	95	104	--	93	98						
3977Bt	100	100	--	102	101						
PIONEER											
31A13	115	115	--	--	--						
32R42	103	105	--	--	--						
33P67	115	110	--	111	112						
33R77	113	115	--	115	114						
RENZE											
6462	101	99	--	86	95						
STINE											
9803	103	98	--	70	90						
TAYLOR											
750	--	107	--	--	--						
772	--	96	--	--	--						
EXP7950	99	--	--	--	--						
TRIUMPH											
1514ABt	--	89	--	--	--						
US SEEDS											
US C1111	--	97	--	--	--						
US C1120	--	80	--	--	--						
US C1141	--	103	--	--	--						
US C1161	--	97	--	--	--						
US E1102Bt	--	94	--	--	--						
US E1122Bt	--	87	--	--	--						
WILSON											
1788	102	95	--	--	--						
ZIMMERMAN											
1851W	101	106	--	--	--						

¹ DND = Doniphan Co., Severance BRD = Brown Co., Powhattan RPD = Republic Co., Belleville RLD = Riley Co., Manhattan

FIGURE 5. NORTHEAST Kansas corn hybrid standardized performance summary, 1999-2001.



Values beside bars indicate the number of comparisons with checks. Symbols (+,-) indicate if statistically higher or lower than mean of checks.

EAST CENTRAL KANSAS STANDARD CORN TEST ON SILT LOAM SOIL, IRRIGATED

TARGET POPULATION: 30,000 plants/acre, 7.0 in. spacing
FINAL STAND (% of target): 112
SILK DATES: 7/1/01 - 7/8/01
YIELD: Avg. (bu/a): 186 **Range (bu/a):** 142 - 224
LSD (bu/a): 22 **CV (%):** 7

COUNTY: SHAWNEE

LOCATION: Kansas River Valley Experiment Field, Silver Lake

TEST SITE: Eudora silt loam

2000 CROP: Soybean

1999 CROP: Corn

FERTILIZER (lbs/acre): 160 N 35 P₂O₅ 0 K₂O

PLANTING DATE: 4/30/01

HARVEST DATE: 10/1/01

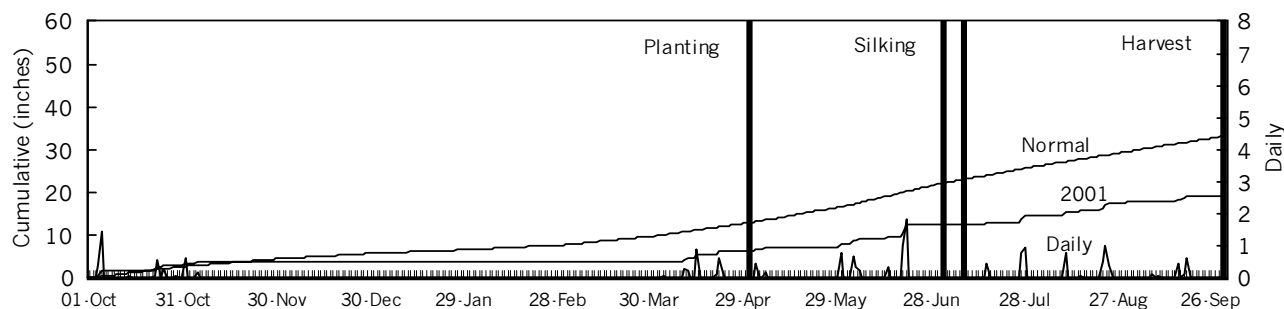
COOPERATORS: Larry Maddux, agronomist; Charles Clark and William Riley, technicians

CORN BORERS: (susc. hybrid)	Infestation (% plants)		Tunnels (in./plant)	Sample date
	ECB	SWCB		
	--	--	--	--

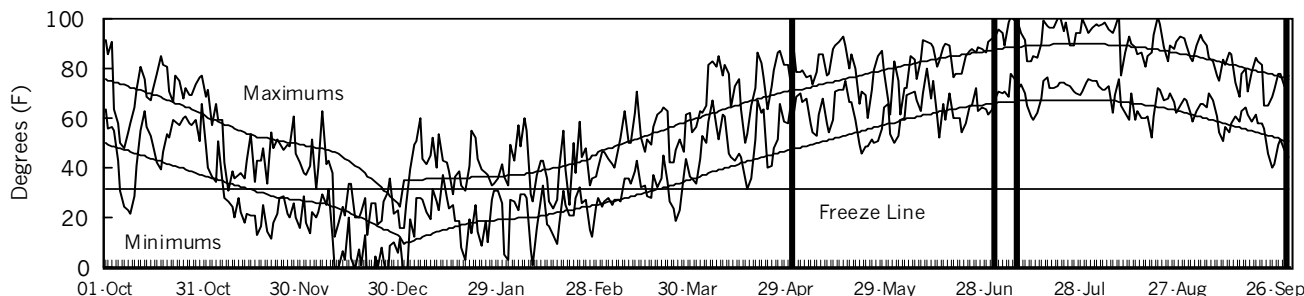
2001 GROWING CONDITIONS:

Good stands were obtained for all entries. Generally favorable growing conditions resulted in outstanding yields.

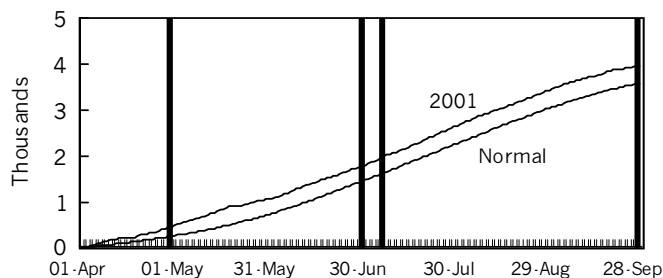
PRECIPITATION



DAILY TEMPERATURES



GROWING DEGREE DAYS



GROWING-SEASON WEATHER SUMMARY

Month	Precipitation		Average Temp.		GDD	
	2001	Normal	2001	Normal	2001	Normal
April	2.5	3.2	63	54	433	253
May	1.6	3.9	70	65	607	441
June	4.6	5.3	74	74	690	730
July	2.2	4.0	83	79	879	855
August	2.9	3.6	79	77	808	772
Sept.	1.6	3.5	68	69	557	560
Season Totals	15.5	23.3	73	69	3975	3611

TABLE 5. Shawnee Co. Irrigated Corn Performance Test, 1999-2001.

BRAND	NAME	ACRE YIELD, BUSHEL					YIELD AS % OF TEST AVERAGE			2000-2001		2001				
		2001	2000	1999	2-Yr.	3-Yr.	2001	2000	1999	Days to Silk	Grain to Moist. %	Days to Silk	Grain to Moist. %	Final Stand %	Ldg %	Test Wt. lb/bu
					AVG.	AVG.										
AGSOURCE	EX2115	173	--	--	--	--	93	--	--	--	--	62	15	101	2	55
MATURITY CHECK	SHORT - C4111	173	137	134	155	148	93	81	91	68	15	62	15	119	8	54
MYCOGEN	2833	194	158	--	176	--	105	93	--	68	15	62	15	117	1	55
CROPLAN GEN.	743	195	--	--	--	--	105	--	--	--	--	62	16	118	1	55
DEKALB	DKC60-15	172	--	--	--	--	92	--	--	--	--	62	16	112	2	56
GOLDEN HARVEST	H-9216	196	--	--	--	--	106	--	--	--	--	63	15	116	5	56
ASGROW	RX730YG	189	175	158	182	174	102	104	107	69	15	63	16	117	2	56
GOLDEN HARVEST	H-9095Bt	187	--	--	--	--	101	--	--	--	--	63	16	116	11	55
GOLDEN HARVEST	H-9533Bt	169	156	--	162	--	91	92	--	70	16	63	16	111	1	56
TAYLOR	750	163	--	--	--	--	88	--	--	--	--	63	16	103	7	56
AGSOURCE	EX2113	194	--	--	--	--	104	--	--	--	--	63	17	115	0	56
HOEGEMEYER	2679	181	--	--	--	--	97	--	--	--	--	64	15	118	7	56
AGSOURCE	6787	176	--	--	--	--	95	--	--	--	--	64	16	113	2	56
ASGROW	RX828YG	195	--	--	--	--	105	--	--	--	--	64	16	117	1	58
GOLDEN HARVEST	H-9164Bt	183	--	--	--	--	99	--	--	--	--	64	16	118	3	56
MATURITY CHECK	SHORT - G8590	175	158	--	167	--	94	94	--	69	15	64	16	115	2	56
NK	N67-T4	172	160	--	166	--	93	95	--	69	15	64	16	121	2	57
NK	N72-J5	164	--	--	--	--	89	--	--	--	--	64	16	109	5	56
PIONEER	32R42	218	--	--	--	--	117	--	--	--	--	64	16	112	2	56
GARST/AGRIPRO	8301	200	--	--	--	--	108	--	--	--	--	64	17	111	5	56
HOEGEMEYER	2665	190	--	--	--	--	102	--	--	--	--	64	17	118	2	57
PIONEER	33P67	210	187	--	198	--	113	111	--	70	16	64	17	113	5	59
AGSOURCE	7525	200	--	--	--	--	108	--	--	--	--	64	18	111	4	56
GOLDEN HARVEST	H-8562	176	--	--	--	--	95	--	--	--	--	65	15	118	1	55
DEKALB	DKC61-11	179	--	--	--	--	96	--	--	--	--	65	16	100	0	58
DEKALB	DKC63-03	183	--	--	--	--	99	--	--	--	--	65	16	111	3	57
DEKALB	DKC66-50	165	--	--	--	--	89	--	--	--	--	65	16	113	10	56
MIDLAND	785RR	174	--	--	--	--	94	--	--	--	--	65	16	101	6	56
MIDLAND	786	190	188	176	189	185	102	111	120	72	16	65	16	111	3	57
MIDLAND	7A14	183	--	--	--	--	99	--	--	--	--	65	16	119	2	57
MIDWEST SEED	G8066B	185	--	--	--	--	100	--	--	--	--	65	16	118	2	57
STINE	9614Bt	190	--	--	--	--	102	--	--	--	--	65	16	112	4	57
AGSOURCE	6887	189	--	--	--	--	102	--	--	--	--	65	17	113	2	58
CROPLAN GEN.	818	181	187	--	184	--	97	111	--	71	17	65	17	117	1	56
HOEGEMEYER	HBt821	211	168	--	189	--	114	100	--	71	16	65	17	115	7	56
RENZE	6462	173	--	--	--	--	93	--	--	--	--	65	17	105	2	56
MATURITY CHECK	FULL - P3162	174	149	156	162	160	94	88	106	70	17	65	18	105	3	58
NC+	7101	186	--	--	--	--	100	--	--	--	--	65	18	111	3	56
NK	N79-L3	183	165	136	174	162	98	98	92	70	17	65	18	113	2	61
MATURITY CHECK	MID - H2649	192	150	--	171	--	103	89	--	71	15	66	15	119	3	56
CROPLAN GEN.	661	202	--	--	--	--	109	--	--	--	--	66	16	113	1	57
KAYSTAR	KX - 898	195	--	--	--	--	105	--	--	--	--	66	16	118	5	56

(continued)

TABLE 5. Shawnee Co. Irrigated Corn Performance Test, 1999-2001.

BRAND	NAME	ACRE YIELD, BUSHELS					YIELD AS % OF TEST AVERAGE			2000-2001		2001				
		2001	2000	1999	2-Yr.	3-Yr.	2001	2000	1999	Days to Silk	Grain to Moist. %	Days to Silk	Grain to Moist. %	Final Stand %	Ldg %	Test Wt. lb/bu
					AVG.	AVG.										
MATURITY CHECK	MID - H2530	162	156	133	159	150	87	93	90	71	15	66	16	113	3	56
MIDWEST SEED	G8686	171	--	--	--	--	92	--	--	--	--	66	16	113	6	57
PIONEER	33R77	223	--	--	--	--	120	--	--	--	--	66	16	113	2	55
GARST	8363Bt	176	195	--	186	--	95	115	--	71	16	66	17	108	4	57
NC+	5411	192	--	--	--	--	104	--	--	--	--	66	17	115	8	57
PIONEER	31A13	185	184	--	184	--	100	109	--	72	17	66	18	106	3	58
MYCOGEN	7870	189	--	--	--	--	102	--	--	--	--	67	16	121	1	55
NC+	5445	159	--	137	--	--	86	--	93	--	--	67	16	111	1	57
FRONTIER	F3175	204	--	171	--	--	110	--	116	--	--	67	17	118	3	57
TAYLOR	EXP7950	142	--	--	--	--	76	--	--	--	--	67	17	107	1	58
AGSOURCE	7894CL	188	--	--	--	--	101	--	--	--	--	68	17	109	4	57
FRONTIER	F3250	185	--	--	--	--	100	--	--	--	--	68	17	114	7	58
MIDLAND	7A25Bt	188	--	--	--	--	102	--	--	--	--	68	17	111	5	55
MIDLAND	7A28	174	--	--	--	--	94	--	--	--	--	68	17	105	1	55
KAYSTAR	KX - 915	209	--	--	--	--	112	--	--	--	--	68	18	118	6	57
NK	N83-Z8	224	--	--	--	--	120	--	--	--	--	68	19	109	2	58
MATURITY CHECK	FULL - M798	191	--	--	--	--	103	--	--	--	--	69	18	108	1	58
MIDLAND	798	208	191	--	199	--	112	113	--	74	17	69	18	97	2	57
	AVERAGES	186	169	148	177	167	186	169	148	71	16	65	17	112	3	57
	CV (%)	7	8	12	--	--	7	8	12	--	--	3	5	6	92	2
	LSD (0.05)**	22	17	21	--	--	12	10	14	--	--	3	1	11	5	2

** Unless two varieties differ by more than the LSD, little confidence can be placed in one being superior to the other.

NORTHEAST KANSAS STANDARD CORN TEST ON SILT LOAM SOIL, IRRIGATED

TARGET POPULATION: 30,000 plants/acre, 7.0 in. spacing
FINAL STAND (% of target): 100
SILK DATES: 6/30/01 - 7/8/01
YIELD: Avg. (bu/a): 223 Range (bu/a): 159 - 265
LSD (bu/a): 17 CV (%): 6

COUNTY: CLAY

LOCATION: Mark Taddiken farm near Clifton

TEST SITE: Muir silt loam

2000 CROP: Soybean

1999 CROP: Corn

FERTILIZER (lbs/acre): 200 N 15 P₂O₅ 0 K₂O

PLANTING DATE: 4/20/01

HARVEST DATE: 10/12/01

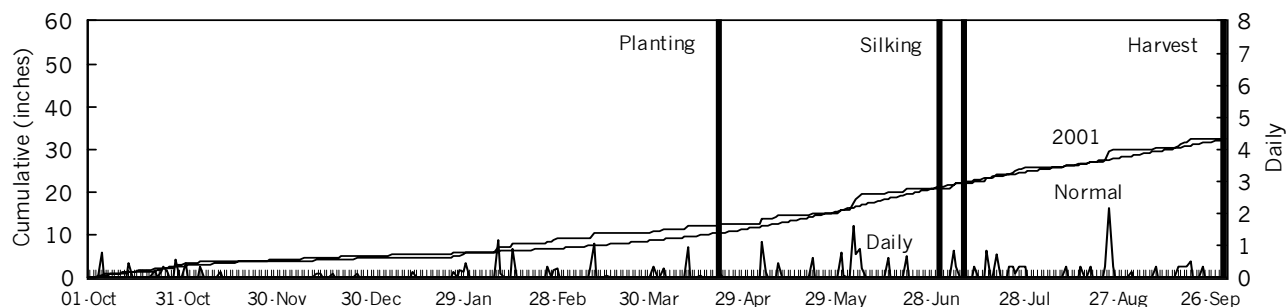
COOPERATORS: Mark Taddiken; Taddiken Farm, Inc.

CORN BORERS: (susceptible hybrid)	Infestation (% plants)		Tunnels (in./plant)	Sample date
	ECB	SWCB		
	--	--	--	--

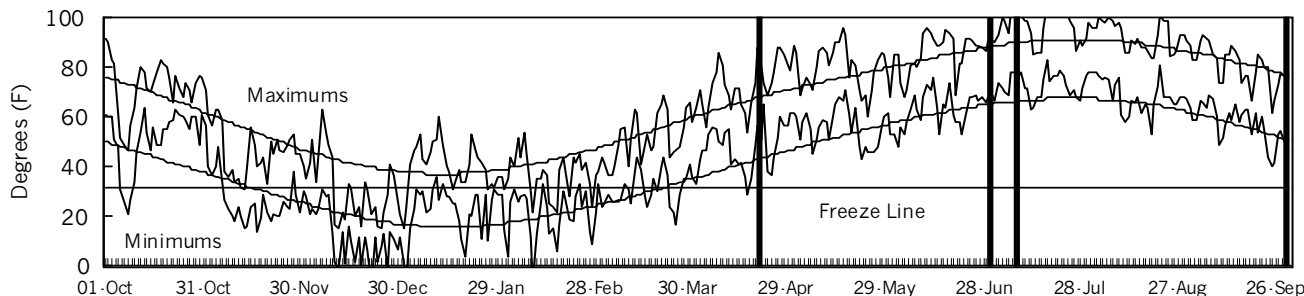
2001 GROWING CONDITIONS:

The test was no-till planted into soybean stubble under excellent conditions. Insecticide applications controlled early-season pests. Favorable conditions prevailed during most of the growing season resulting in excellent yields.

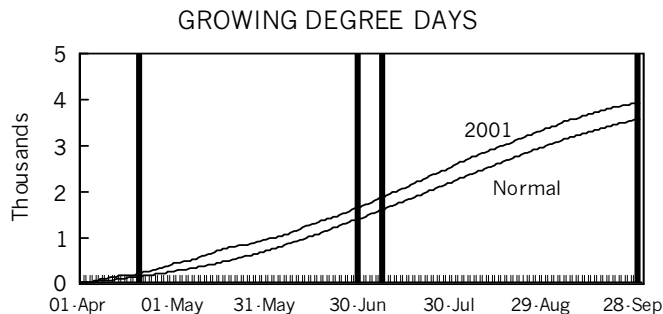
PRECIPITATION



DAILY TEMPERATURES



GROWING-SEASON WEATHER SUMMARY



Month	Precipitation		Average Temp.		GDD	
	2001	Normal	2001	Normal	2001	Normal
April	1.6	2.8	61	54	386	254
May	3.4	4.4	68	64	551	438
June	4.9	5.3	75	73	694	717
July	5.0	3.9	85	79	910	851
August	4.1	3.4	80	77	840	771
Sept.	2.6	3.8	69	69	564	577
Season Totals	21.6	23.5	73	70	3944	3606

TABLE 6. Clay Co. Irrigated Corn Performance Test, 1999-2001.

BRAND	NAME	ACRE YIELD, BUSHEL						YIELD AS % OF TEST AVERAGE			2000-2001		2001			
		2001	2000	1999	2-Yr. AVG.	3-Yr. AVG.	2001	2000	1999	Days to Silk	Grain Moist. %	Days to Silk	Grain Moist. %	Final Stand %	Ldg %	Test Wt. lb/bu
MATURITY CHECK	SHORT - C4111	159	129	--	144	--	71	84	--	71	12	71	14	95	25	59
AGSOURCE	EX2113	218	--	--	--	--	98	--	--	--	--	72	14	101	1	59
DEKALB	DKC63-03	216	--	--	--	--	97	--	--	--	--	72	14	105	19	60
GOLDEN HARVEST	H-9095Bt	230	--	--	--	--	103	--	--	--	--	72	14	105	1	59
GOLDEN HARVEST	H-9164Bt	192	--	--	--	--	86	--	--	--	--	72	14	100	15	58
CROPLAN GEN.	661	212	--	--	--	--	95	--	--	--	--	72	15	101	3	60
NK	N67-T4	199	--	--	--	--	89	--	--	--	--	72	15	103	1	59
CROPLAN GEN.	743	215	--	--	--	--	96	--	--	--	--	73	14	99	1	58
MIDLAND	7B13	228	--	--	--	--	102	--	--	--	--	73	14	107	6	59
US SEEDS	US E1102Bt	219	--	--	--	--	98	--	--	--	--	73	14	96	0	58
AGRIPRO	9570Bt	210	168	--	189	--	94	110	--	73	13	73	15	93	5	59
ASGROW	RX730YG	220	--	--	--	--	99	--	--	--	--	73	15	96	1	60
GOLDEN HARVEST	H-9216	214	--	--	--	--	96	--	--	--	--	73	15	100	0	60
NK	N72-J5	238	--	--	--	--	107	--	--	--	--	73	15	105	14	58
RENZE	6462	211	--	--	--	--	95	--	--	--	--	73	15	100	9	59
STINE	9614Bt	222	--	--	--	--	99	--	--	--	--	73	15	101	0	60
US SEEDS	US C1120	188	178	--	183	--	84	116	--	72	13	73	15	88	4	59
GOLDEN HARVEST	H-8562	217	--	--	--	--	97	--	--	--	--	74	13	100	5	58
AGSOURCE	EX2115	236	--	--	--	--	106	--	--	--	--	74	14	99	3	58
MATURITY CHECK	MID - H2649	231	141	--	186	--	104	92	--	73	12	74	14	100	18	59
MATURITY CHECK	SHORT - G8590	201	164	--	183	--	90	107	--	73	12	74	14	98	1	59
US SEEDS	US C1111	221	--	--	--	--	99	--	--	--	--	74	14	95	0	59
AGSOURCE	6787	233	169	--	201	--	105	110	--	73	13	74	15	104	10	59
ASGROW	RX828YG	182	--	--	--	--	82	--	--	--	--	74	15	95	15	61
KAYSTAR	KX - 898	232	--	--	--	--	104	--	--	--	--	74	15	94	14	59
MIDLAND	7B15	236	161	--	198	--	106	105	--	73	13	74	15	96	18	58
MYCOGEN	2833	234	172	--	203	--	105	112	--	73	13	74	15	102	1	58
PFISTER	2750	239	--	--	--	--	107	--	--	--	--	74	15	107	15	59
PREMIUM	P244	236	--	--	--	--	106	--	--	--	--	74	15	101	13	59
US SEEDS	US C1141	221	--	--	--	--	99	--	--	--	--	74	15	102	1	60
AGSOURCE	7525	227	--	--	--	--	102	--	--	--	--	74	16	104	31	60
NK	N79-L3	197	--	--	--	--	89	--	--	--	--	74	16	94	1	63
PFISTER	3977Bt	229	--	--	--	--	103	--	--	--	--	74	16	99	3	59
PIONEER	33P67	242	171	--	207	--	109	112	--	74	14	74	16	93	6	61
MATURITY CHECK	FULL - P3162	220	130	--	175	--	99	85	--	73	14	74	17	97	6	61
AGSOURCE	6887	241	176	--	209	--	108	115	--	74	13	75	15	100	9	60
CROPLAN GEN.	818	249	177	--	213	--	112	116	--	75	14	75	16	102	4	58
GOLDEN HARVEST	H-9533Bt	219	--	--	--	--	98	--	--	--	--	75	16	93	12	60
MATURITY CHECK	MID - H2530	211	161	--	186	--	95	105	--	74	11	76	13	100	0	58
DEKALB	DKC61-11	216	--	--	--	--	97	--	--	--	--	76	14	94	0	60
US SEEDS	US E1122Bt	213	--	--	--	--	96	--	--	--	--	76	14	96	25	60
MYCOGEN	7870	228	--	--	--	--	102	--	--	--	--	76	15	107	9	59
PFISTER	3350	224	--	--	--	--	100	--	--	--	--	76	15	101	3	61
AGRIPRO	9689Bt	238	165	--	202	--	107	108	--	74	14	76	16	102	8	61
PIONEER	33R77	256	--	--	--	--	115	--	--	--	--	76	16	96	1	58
PIONEER	31A13	265	162	--	213	--	119	105	--	76	14	76	17	106	4	61
US SEEDS	US C1161	223	--	--	--	--	100	--	--	--	--	77	15	96	9	60
PIONEER	32R42	244	--	--	--	--	109	--	--	--	--	77	16	100	0	61
GARST	8366Bt	222	132	--	177	--	100	86	--	76	13	78	15	104	14	59
MIDLAND	7A25Bt	233	--	--	--	--	105	--	--	--	--	78	15	97	20	58
PFISTER	3801	227	--	--	--	--	102	--	--	--	--	78	15	103	13	60
FRONTIER	F3175	231	--	--	--	--	104	--	--	--	--	78	16	101	18	61
FRONTIER	F3250	233	--	--	--	--	104	--	--	--	--	78	16	102	8	61
MATURITY CHECK	FULL - M798	229	--	--	--	--	103	--	--	--	--	78	17	92	16	61
AGSOURCE	7894CL	233	--	--	--	--	105	--	--	--	--	79	16	105	16	61
	AVERAGES	223	153	--	188	--	223	153	--	74	13	75	15	100	8	60
	CV (%)	6	9	--	--	--	6	9	--	--	--	1	2	6	159	1
	LSD (0.05)**	17	16	--	--	--	8	11	--	--	--	1	0	8	18	1

** Unless two varieties differ by more than the LSD, little confidence can be placed in one being superior to the other.

NORTH CENTRAL KANSAS STANDARD CORN TEST, IRRIGATED

TARGET POPULATION: 30,000 plants/acre, 7.0 in. spacing
FINAL STAND (% of target): 122
SILK DATES: 7/8/01 - 7/14/01

COUNTY: REPUBLIC

YIELD: Avg. (bu/a): 198 **Range (bu/a):** 171 - 218
LSD (bu/a): 8 **CV (%):** 3

LOCATION: Irrigation Experiment Field, Scandia

TEST SITE: Crete silt loam

CORN BORERS: (susc. hybrid)	Infestation (% plants)		Tunnels (in./plant)	Sample date
	ECB	SWCB		
	--	--	--	--

2000 CROP: Soybean

1999 CROP: Corn

FERTILIZER (lbs/acre): 220 N 30 P₂O₅ 0 K₂O

PLANTING DATE: 4/24/01

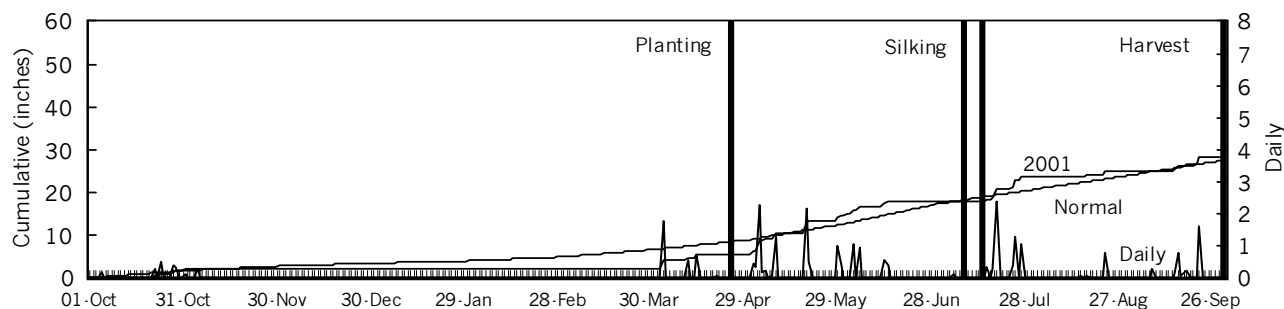
HARVEST DATE: 10/18/01

2001 GROWING CONDITONS:

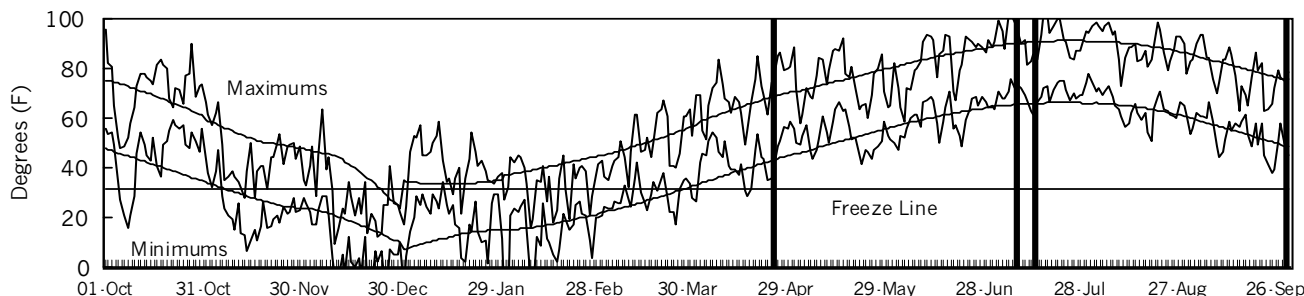
All plots had good stands. May and early June were cool and wet. Early season rains provided good moisture availability until irrigations later in the season. Favorable grain filling conditions resulted in excellent yields.

COOPERATORS: Barney Gordon, agronomist; Michael Larson and Allan Milner, technicians

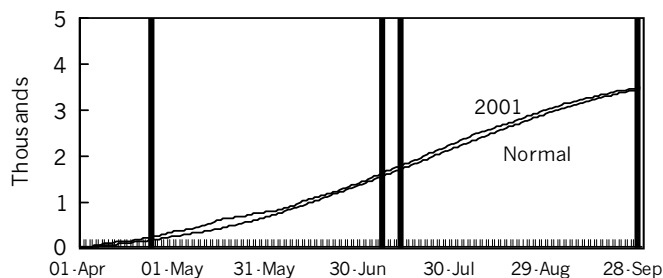
PRECIPITATION



DAILY TEMPERATURES



GROWING DEGREE DAYS



GROWING-SEASON WEATHER SUMMARY

Month	Precipitation		Average Temp.		GDD	
	2001	Normal	2001	Normal	2001	Normal
April	3.3	2.4	57	52	326	235
May	9.2	3.7	64	64	443	419
June	3.0	4.8	72	73	620	711
July	5.9	3.3	82	79	867	834
August	1.0	3.3	77	77	752	751
Sept.	3.4	3.5	66	68	492	528
Season Totals	25.9	20.9	70	69	3499	3478

TABLE 7. Republic Co. Irrigated Corn Performance Test, 1999-2001.

BRAND	NAME	ACRE YIELD, BUSHEL					YIELD AS % OF TEST AVERAGE			2000-2001		2001				
		2001	2000	1999	2-Yr. AVG.	3-Yr. AVG.	2001	2000	1999	Days to Silk	Grain to Moist. %	Days to Silk	Grain to Moist. %	Final Stand %	Ldg %	Test Wt. lb/bu
AGSOURCE	EX2113	183	--	--	--	--	92	--	--	--	--	75	15	121	0	59
MATURITY CHECK	SHORT - C4111	171	153	169	162	164	87	77	88	78	12	76	13	125	0	59
MATURITY CHECK	SHORT - G8590	183	190	--	186	--	93	96	--	78	12	76	14	121	0	60
MYCOGEN	7870	183	--	--	--	--	92	--	--	--	--	76	14	122	1	59
AGSOURCE	EX2115	179	--	--	--	--	90	--	--	--	--	76	15	120	0	58
ASGROW	RX730RR/YG	199	--	--	--	--	101	--	--	--	--	76	15	124	1	60
MYCOGEN	2833	205	228	--	217	--	104	115	--	79	14	76	15	125	1	59
PIONEER	31A13	205	195	--	200	--	104	98	--	79	14	76	15	123	1	61
PIONEER	33P67	218	223	--	220	--	110	113	--	80	14	76	15	115	0	61
MATURITY CHECK	MID - H2530	190	191	181	191	187	96	96	95	80	12	77	14	119	0	58
RENZE	6462	198	--	--	--	--	100	--	--	--	--	77	14	122	0	60
KAYSTAR	X1151	208	--	--	--	--	105	--	--	--	--	77	15	121	0	60
AGSOURCE	6787	198	--	--	--	--	100	--	--	--	--	78	14	123	0	59
CROPLAN GEN.	743	184	--	--	--	--	93	--	--	--	--	78	14	124	1	58
DEKALB	DKC61-11	210	--	--	--	--	106	--	--	--	--	78	14	119	0	60
GARST/AGRIPRO	8301	202	--	--	--	--	102	--	--	--	--	78	14	121	0	59
GOLDEN HARVEST	H-9164Bt	205	--	--	--	--	104	--	--	--	--	78	14	125	0	59
KAYSTAR	KX - 898	199	--	--	--	--	101	--	--	--	--	78	14	124	0	60
NK	N72-J5	207	--	--	--	--	105	--	--	--	--	78	14	120	0	60
PIONEER	33A72	207	--	--	--	--	105	--	--	--	--	78	14	123	0	60
PIONEER	33R77	211	--	--	--	--	107	--	--	--	--	78	14	125	0	59
FRONTIER	F3175	189	--	178	--	--	95	--	93	--	--	78	15	123	0	60
GOLDEN HARVEST	H-9533Bt	204	191	--	198	--	103	96	--	81	14	78	15	120	0	60
MATURITY CHECK	FULL - P3162	180	191	163	186	178	91	96	86	80	14	78	15	125	1	61
STINE	9614Bt	196	--	--	--	--	99	--	--	--	--	78	15	123	0	60
AGSOURCE	6887	198	--	--	--	--	100	--	--	--	--	79	14	122	0	59
AGSOURCE	7894CL	182	--	--	--	--	92	--	--	--	--	79	14	125	0	60
CROPLAN GEN.	661	179	--	--	--	--	90	--	--	--	--	79	14	124	0	60
FONTANELLE	5591	175	--	--	--	--	88	--	--	--	--	79	14	122	1	60
GARST	8543Bt/IT	211	221	206	216	213	106	111	108	81	13	79	14	121	1	59
GOLDEN HARVEST	H-9095Bt	209	--	--	--	--	106	--	--	--	--	79	14	123	0	59
HOEGEMEYER	2665	197	--	--	--	--	99	--	--	--	--	79	14	121	0	60
MATURITY CHECK	MID - H2649	200	190	--	195	--	101	96	--	81	12	79	14	125	0	60
MIDWEST SEED	G8066B	214	--	--	--	--	108	--	--	--	--	79	14	123	2	60
NC+	5411	211	--	--	--	--	107	--	--	--	--	79	14	126	1	59
NC+	5445	218	207	208	213	211	110	105	109	81	13	79	14	125	0	60
NK	N67-T4	207	200	--	204	--	105	101	--	81	13	79	14	125	0	60
AGRIPRO	9570Bt	204	196	--	200	--	103	99	--	81	14	79	15	120	1	60
CROPLAN GEN.	818	201	219	--	210	--	102	110	--	82	14	79	15	121	0	60
DEKALB	DKC60-15	206	--	--	--	--	104	--	--	--	--	79	15	120	1	60
NK	N79-L3	216	213	207	215	212	109	108	108	81	14	79	15	119	0	62
GOLDEN HARVEST	H-8562	196	--	--	--	--	99	--	--	--	--	80	13	124	1	59

(continued)

TABLE 7. Republic Co. Irrigated Corn Performance Test, 1999-2001.

BRAND	NAME	ACRE YIELD, BUSHEL					YIELD AS % OF TEST AVERAGE			2000-2001		2001				
		2001	2000	1999	2-Yr.	3-Yr.	2001	2000	1999	Days to Silk	Grain to Moist. %	Days to Silk	Grain to Moist. %	Final Stand %	Ldg %	Test Wt. lb/bu
					AVG.	AVG.										
HOEGEMEYER	2718	201	207	186	204	198	102	104	98	82	12	80	13	125	0	59
ASGROW	RX740RR	203	--	--	--	--	103	--	--	--	--	80	14	121	0	61
DEKALB	DKC63-03	207	--	--	--	--	104	--	--	--	--	80	14	122	1	60
FONTANELLE	5721	200	--	--	--	--	101	--	--	--	--	80	14	124	0	61
GOLDEN HARVEST	H-9216	191	--	--	--	--	97	--	--	--	--	80	14	125	0	59
MATURITY CHECK	FULL - M798	197	--	--	--	--	100	--	--	--	--	80	14	120	0	60
MIDLAND	785RR	200	200	--	200	--	101	101	--	82	13	80	14	122	0	60
MIDLAND	7B04 Bt	193	--	--	--	--	98	--	--	--	--	80	14	122	0	60
MIDLAND	7B05RR	186	--	--	--	--	94	--	--	--	--	80	14	122	1	61
MIDLAND	7B13	209	--	--	--	--	106	--	--	--	--	80	14	120	0	60
MIDLAND	7B15	207	206	--	206	--	105	104	--	81	13	80	14	122	0	59
MIDWEST SEED	G8552B	197	--	--	--	--	100	--	--	--	--	80	14	123	1	59
NC+	6359	194	204	--	199	--	98	103	--	83	13	80	14	123	0	59
ASGROW	RX889YG	180	--	--	--	--	91	--	--	--	--	80	15	123	0	60
GARST	8341	209	208	--	208	--	105	105	--	81	14	80	15	123	0	60
HOEGEMEYER	2679	192	--	--	--	--	97	--	--	--	--	80	15	123	0	60
MIDLAND	7A25Bt	204	--	--	--	--	103	--	--	--	--	80	15	122	0	59
MIDLAND	795	200	189	211	194	200	101	95	111	82	13	81	14	120	0	60
AGSOURCE	7525	201	--	--	--	--	101	--	--	--	--	81	15	122	0	59
FRONTIER	F3250	179	--	--	--	--	91	--	--	--	--	81	15	123	0	61
	AVERAGES	198	198	191	198	196	198	198	191	81	13	79	14	122	0	60
	CV (%)	3	7	4	--	--	3	7	4	--	--	1	3	3	274	1
	LSD (0.05)**	8	16	9	--	--	4	8	5	--	--	1	1	NS	NS	1

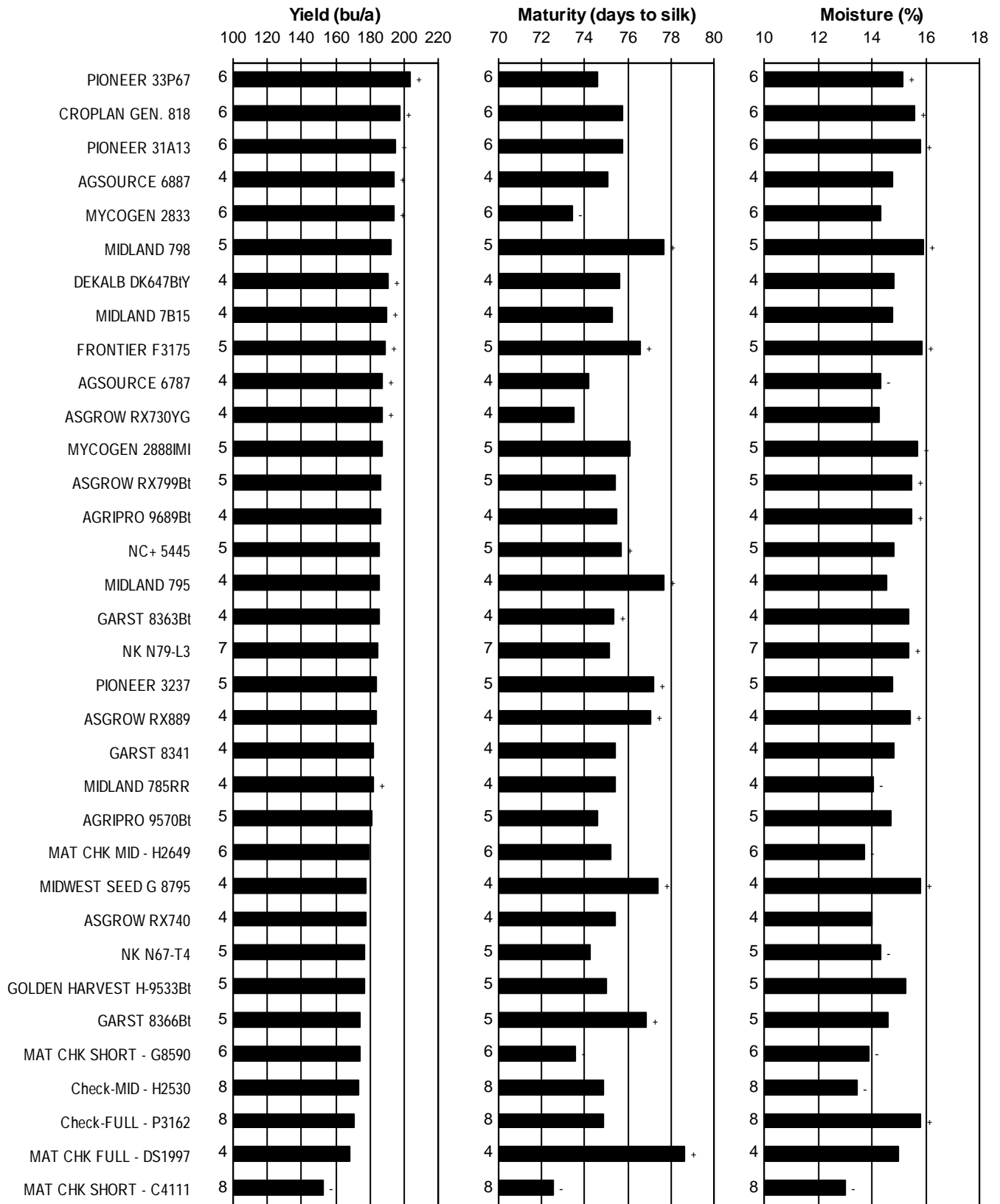
** Unless two varieties differ by more than the LSD, little confidence can be placed in one being superior to the other.

TABLE 8. NORTHEAST Kansas IRRIGATED corn hybrid yield summary (% of test avg.), 2001.

BRAND/NAME	SHI ¹	CLI	RPI	AVG.	BRAND/NAME	SHI ¹	CLI	RPI	AVG.
AGRIPRO					7A28	94	--	--	--
9570Bt	--	94	103	--	7B04 Bt	--	--	98	--
9689Bt	--	107	--	--	7B05RR	--	--	94	--
AGSOURCE					7B13	--	102	106	--
6787	95	105	100	100	7B15	--	106	105	--
6887	102	108	100	103	MIDWEST SEED				
7525	108	102	101	104	G8066B	100	--	108	--
7894CL	101	105	92	99	G8552B	--	--	100	--
EX2113	104	98	92	98	G8686	92	--	--	--
EX2115	93	106	90	97	MYCOGEN				
ASGROW					2833	105	105	104	104
RX730RR/YG	--	--	101	--	7870	102	102	92	99
RX730YG	102	99	--	--	NC+				
RX740RR	--	--	103	--	5411	104	--	107	--
RX828YG	105	82	--	--	5445	86	--	110	--
RX889YG	--	--	91	--	6359	--	--	98	--
CROPLAN GEN.					7101	100	--	--	--
661	109	95	90	98	NK				
743	105	96	93	98	N67-T4	93	89	105	96
818	97	112	102	103	N72-J5	89	107	105	100
DEKALB					N79-L3	98	89	109	99
DKC60-15	92	--	104	--	N83-Z8	120	--	--	--
DKC61-11	96	97	106	100	PFISTER				
DKC63-03	99	97	104	100	2750	--	107	--	--
DKC66-50	89	--	--	--	3350	--	100	--	--
FONTANELLE					3801	--	102	--	--
5591	--	--	88	--	3977Bt	--	103	--	--
5721	--	--	101	--	PIONEER				
FRONTIER					31A13	100	119	104	107
F3175	110	104	95	103	32R42	117	109	--	--
F3250	100	104	91	98	33A72	--	--	105	--
GARST					33P67	113	109	110	111
8341	--	--	105	--	33R77	120	115	107	114
8363Bt	95	--	--	--	PREMIUM				
8366Bt	--	100	--	--	P244	--	106	--	--
8543Bt/IT	--	--	106	--	RENZE				
GARST/AGRIPRO					6462	93	95	100	96
8301	108	--	102	--	STINE				
GOLDEN HARVEST					9614Bt	102	99	99	100
H-8562	95	97	99	97	TAYLOR				
H-9095Bt	101	103	106	103	750	88	--	--	--
H-9164Bt	99	86	104	96	EXP7950	76	--	--	--
H-9216	106	96	97	99	US SEEDS				
H-9533Bt	91	98	103	97	US C1111	--	99	--	--
HOEGEMEYER					US C1120	--	84	--	--
2665	102	--	99	--	US C1141	--	99	--	--
2679	97	--	97	--	US C1161	--	100	--	--
2718	--	--	102	--	US E1102Bt	--	98	--	--
HBt821	114	--	--	--	US E1122Bt	--	96	--	--
KAYSTAR					MATURITY CHECK				
KX - 898	105	104	101	103	FULL - M798	103	103	100	102
KX - 915	112	--	--	--	FULL - P3162	94	99	91	94
X1151	--	--	105	--	MID - H2530	87	95	96	93
MIDLAND					MID - H2649	103	104	101	103
785RR	94	--	101	--	SHORT - C4111	93	71	87	84
786	102	--	--	--	SHORT - G8590	94	90	93	92
795	--	--	101	--					
798	112	--	--	--	AVERAGES (bu/a)	186	223	198	202
7A14	99	--	--	--	CV (%)	7	6	3	--
7A25Bt	102	105	103	103	LSD (0.05)**	12	8	4	--

¹ SHI = Shawnee Co., Silver Lake CLI = Clay Co., Clay Center RPI = Republic Co., Scandia

FIGURE 6. NORTHEAST Kansas IRRIGATED corn hybrid standardized performance summary, 1999-2001.



Values beside bars indicate the number of comparisons with checks. Symbols (+,-) indicate if statistically higher or lower than mean of checks.

EAST CENTRAL KANSAS STANDARD CORN TEST ON SILTY CLAY LOAM

TARGET POPULATION: 22,000 plants/acre, 9.5 in. spacing
FINAL STAND (% of target): 94
SILK DATES: 6/26/01 - 7/2/01
YIELD: Avg. (bu/a): 134 **Range (bu/a):** 98 - 187
LSD (bu/a): 18 **CV (%):** 10

COUNTY: SHAWNEE

LOCATION: Erma Harden farm northwest of Topeka

TEST SITE: Silt loam

2000 CROP: Soybean

1999 CROP: Corn

FERTILIZER (lbs/acre): 140 N 35 P₂O₅ 0 K₂O

PLANTING DATE: 4/20/01

HARVEST DATE: 10/2/01

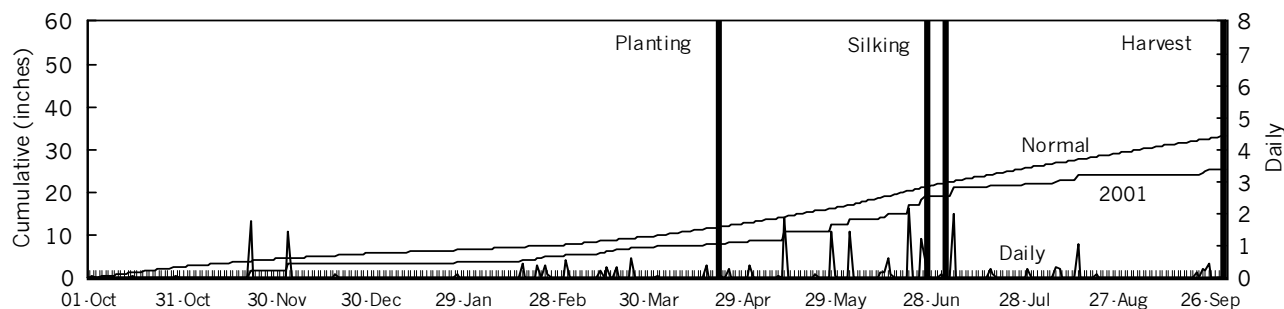
COOPERATORS: Larry Maddux, agronomist; Charles Clark and William Riley, technicians

CORN BORERS: (sus. hybrid)	Infestation (% plants)		Tunnels (in./plant)	Sample date
	ECB	SWCB		
	--	--	--	--

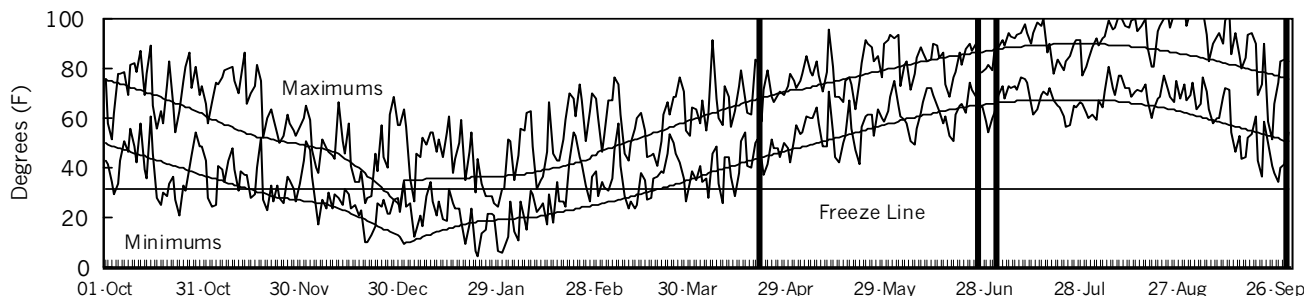
2001 GROWING CONDITIONS:

Stands were more variable than desired. Some of the lowest yielding hybrids had the poorest stands, although not exclusively. Rainfall was below normal in July, August, and September. Top yields were quite impressive for dryland corn in this area. Lodging was minimal and nonsignificant.

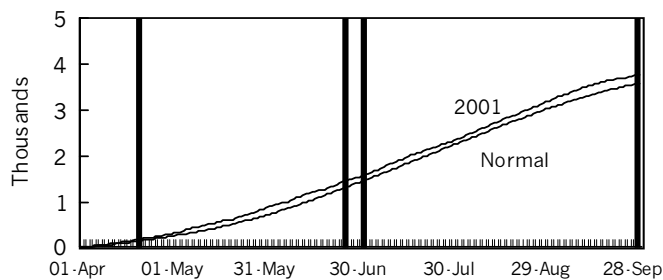
PRECIPITATION



DAILY TEMPERATURES



GROWING DEGREE DAYS



GROWING-SEASON WEATHER SUMMARY

Month	Precipitation		Average Temp.		GDD	
	2001	Normal	2001	Normal	2001	Normal
April	1.0	3.2	56	54	287	253
May	4.2	3.9	68	65	560	441
June	6.8	5.3	73	74	671	730
July	3.0	4.0	78	79	803	855
August	1.8	3.6	83	77	864	772
Sept.	1.2	3.5	71	69	595	560
Season Totals	18.0	23.3	72	69	3780	3611

TABLE 9. Shawnee Co. Dryland Corn Performance Test, 1999-2001.

BRAND	NAME	ACRE YIELD, BUSHEL					YIELD AS % OF TEST AVERAGE			2000-2001		2001				
		2001	2000	1999	2-Yr.	3-Yr.	2001	2000	1999	Days to Silk	Grain to Moist. %	Days to Silk	Grain to Moist. %	Final Stand %	Ldg %	Test Wt. lb/bu
					AVG.	AVG.										
ASGROW	RX730YG	142	168	125	155	145	106	119	113	71	15	66	15	106	0	57
MATURITY CHECK	SHORT - G8590	98	124	--	111	--	73	88	--	70	14	66	15	79	0	58
ASGROW	RX828YG	152	--	--	--	--	113	--	--	--	--	67	15	91	0	59
CROPLAN GEN.	543Bt	131	--	--	--	--	98	--	--	--	--	67	15	99	0	57
DEKALB	DKC63-03	137	--	--	--	--	102	--	--	--	--	67	15	105	0	59
DEKALB	DKC66-50	127	--	--	--	--	95	--	--	--	--	67	15	103	0	58
MIDLAND	7A14	119	--	--	--	--	88	--	--	--	--	67	15	101	0	57
MYCOGEN	2799IMI	106	126	--	116	--	79	89	--	71	14	67	15	83	0	56
NC+	5411	146	--	--	--	--	109	--	--	--	--	67	15	91	0	57
NK	N67-T4	141	150	--	146	--	105	106	--	71	14	67	15	98	0	58
PIONEER	34M94	125	--	--	--	--	93	--	--	--	--	67	15	102	0	58
CROPLAN GEN.	661	130	135	--	132	--	97	95	--	71	14	68	14	80	0	57
MATURITY CHECK	MID - H2530	130	130	101	130	120	97	92	92	72	14	68	14	90	0	57
MATURITY CHECK	MID - H2649	153	128	--	141	--	114	90	--	72	14	68	14	113	0	57
CROPLAN GEN.	743	122	--	--	--	--	91	--	--	--	--	68	15	79	0	56
MATURITY CHECK	SHORT - C4111	127	130	87	128	114	95	92	79	71	14	68	15	84	0	58
MIDLAND	785RR	111	144	--	127	--	82	102	--	72	14	68	15	66	0	59
MIDLAND	7A15	143	--	--	--	--	107	--	--	--	--	68	15	81	0	56
NC+	5445	117	--	114	--	--	87	--	104	--	--	68	15	108	0	57
NK	N72-J5	139	--	--	--	--	103	--	--	--	--	68	15	91	0	57
CROPLAN GEN.	818	150	160	--	155	--	112	113	--	73	15	68	16	87	0	58
STINE	9803	147	--	--	--	--	110	--	--	--	--	68	16	84	0	58
MIDLAND	786	136	154	125	145	138	101	109	113	74	15	69	15	100	0	56
MIDLAND	7A28	128	--	--	--	--	95	--	--	--	--	69	15	106	0	55
MYCOGEN	7870	127	--	--	--	--	95	--	--	--	--	69	15	91	0	58
MATURITY CHECK	FULL - P3162	114	139	98	126	117	85	98	89	73	15	69	16	85	0	59
PIONEER	33P67	169	157	--	163	--	126	111	--	73	15	69	16	114	0	59
MIDLAND	7A25Bt	123	--	--	--	--	92	--	--	--	--	70	15	104	0	55
PIONEER	33R77	187	--	--	--	--	139	--	--	--	--	70	15	95	0	55
MIDLAND	798	153	166	132	160	151	114	118	120	75	16	71	16	117	0	57
MATURITY CHECK	FULL - M798	160	--	--	--	--	119	--	--	--	--	72	16	118	0	57
	AVERAGES	134	141	110	138	129	134	141	110	72	15	68	15	94	0	57
	CV (%)	10	11	16	--	--	10	11	16	--	--	1	1	11	387	1
	LSD (0.05)**	18	18	25	--	--	14	13	22	--	--	1	0	15	NS	1

** Unless two varieties differ by more than the LSD, little confidence can be placed in one being superior to the other.

EAST CENTRAL KANSAS STANDARD CORN TEST ON UPLAND SILT LOAM SOIL

TARGET POPULATION: 21,000 plants/acre, 10.0 in. spacing
FINAL STAND (% of target): 103
SILK DATES: 6/28/01 - 7/5/01
YIELD: Avg. (bu/a): 106 **Range (bu/a):** 85 - 126
LSD (bu/a): 15 **CV (%):** 10

COUNTY: FRANKLIN

LOCATION: East Central Kansas Experiment Field, Ottawa

TEST SITE: Woodson silt loam

2000 CROP: Soybean

1999 CROP: Corn

FERTILIZER (lbs/acre): 111 N 38 P₂O₅ 0 K₂O

PLANTING DATE: 4/24/01

HARVEST DATE: 9/13/01

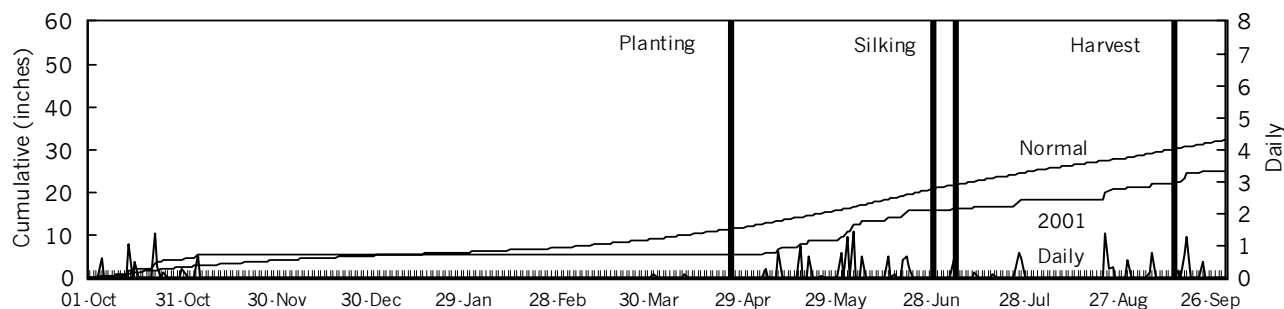
COOPERATORS: Keith Janssen, agronomist; Jim Kimball, technician

CORN BORERS: (sus. hybrid)	Infestation (% plants)		Tunnels (in./plant)	Sample date
	ECB	SWCB		
	--	--	--	--

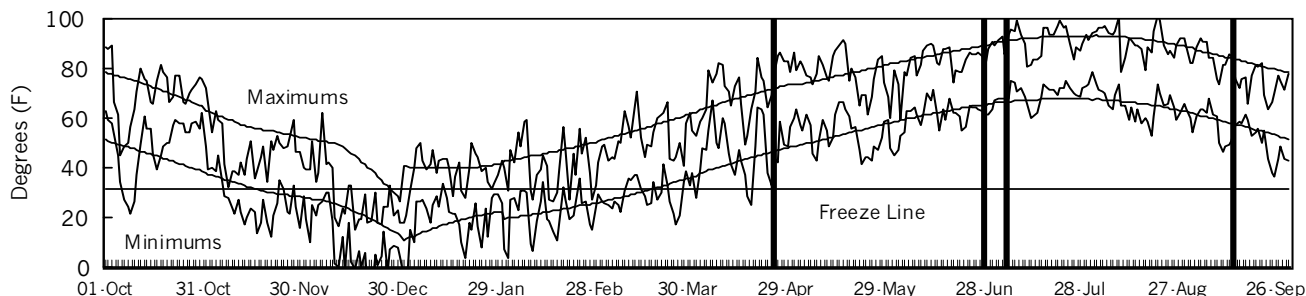
2001 GROWING CONDITONS:

The test was planted into an excellent seedbed, resulting in good stands for all entries. Spring and early summer conditions were favorable. However, hot, dry conditions in July and August inhibited grain fill and hastened maturity and dry down. Some lodging occurred, but no hybrid differences were detected.

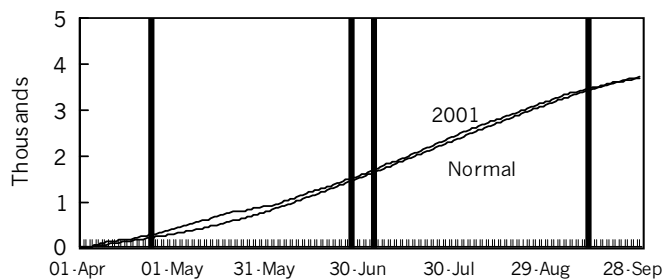
PRECIPITATION



DAILY TEMPERATURES



GROWING DEGREE DAYS



GROWING-SEASON WEATHER SUMMARY

Month	Precipitation		Average Temp.		GDD	
	2001	Normal	2001	Normal	2001	Normal
April	0.2	3.0	60	56	380	295
May	4.1	4.1	66	66	515	477
June	6.0	5.1	72	75	652	744
July	2.7	4.0	81	80	858	858
August	2.8	3.1	78	79	788	777
Sept.	3.8	4.0	66	70	504	606
Season Totals	19.5	23.2	71	71	3698	3756

TABLE 10. Franklin Co. Corn Performance Test, 1999-2001.

BRAND	NAME	ACRE YIELD, BUSHEL						YIELD AS % OF TEST AVERAGE			2000-2001		2001			
		2001	2000	1999	2-Yr.	3-Yr.	2001	2000	1999	Days to Silk	Grain to Moist. %	Days to Silk	Grain to Moist. %	Final Stand %	Ldg %	Test Wt. lb/bu
					AVG.	AVG.										
MATURITY CHECK	SHORT - C4111	97	102	80	99	93	91	104	76	70	9	65	10	105	--	54
MYCOGEN	2799IMI	114	99	--	106	--	107	101	--	71	11	65	12	109	--	54
CROPLAN GEN.	543Bt	110	--	--	--	--	104	--	--	--	--	66	12	106	--	55
HOEGEMEYER	2665	108	--	--	--	--	102	--	--	--	--	66	14	109	--	56
CROPLAN GEN.	743	118	--	--	--	--	112	--	--	--	--	67	12	103	--	55
ASGROW	RX730YG	99	--	105	--	--	93	--	100	--	--	67	13	95	--	56
CROPLAN GEN.	661	116	112	--	114	--	110	114	--	72	11	67	13	106	--	56
MATURITY CHECK	SHORT - G8590	97	97	--	97	--	91	99	--	72	11	67	13	101	--	55
NK	N67-T4	114	103	--	109	--	108	106	--	71	11	67	13	111	--	56
GARST	8342GLS/Bt/IT	109	119	110	114	113	103	122	106	72	12	67	15	102	--	57
US SEEDS	US C1120	94	96	98	95	96	89	97	93	71	12	67	15	88	--	57
MATURITY CHECK	MID - H2530	105	97	108	101	103	99	99	103	73	11	68	12	97	--	54
US SEEDS	US C1111	109	--	--	--	--	103	--	--	--	--	68	12	105	--	54
US SEEDS	US E1102Bt	108	--	--	--	--	102	--	--	--	--	68	12	99	--	55
US SEEDS	US E1122Bt	108	--	--	--	--	102	--	--	--	--	68	12	98	--	56
DEKALB	DKC66-50	98	--	--	--	--	92	--	--	--	--	68	13	105	--	56
US SEEDS	US C1141	114	--	--	--	--	108	--	--	--	--	68	13	103	--	56
ASGROW	RX828YG	101	--	--	--	--	95	--	--	--	--	68	14	105	--	58
DEKALB	DKC60-15	100	--	--	--	--	95	--	--	--	--	68	14	100	--	57
NC+	4990B	120	--	--	--	--	114	--	--	--	--	68	14	106	--	56
STINE	9803	107	--	--	--	--	102	--	--	--	--	68	14	107	--	58
TRIUMPH	1416	91	--	--	--	--	86	--	--	--	--	68	14	94	--	57
NK	N79-L3	91	104	92	97	96	86	106	88	73	14	68	17	103	--	61
HOEGEMEYER	2679	110	--	--	--	--	104	--	--	--	--	69	12	102	--	54
MATURITY CHECK	MID - H2649	111	97	--	104	--	105	99	--	74	11	69	12	106	--	55
HOEGEMEYER	HBt821	110	111	--	111	--	104	114	--	74	12	69	14	109	--	56
NK	N72-J5	104	--	--	--	--	98	--	--	--	--	69	14	107	--	56
MATURITY CHECK	FULL - P3162	105	95	84	100	95	100	97	80	74	13	69	15	101	--	58
HOEGEMEYER	2718	110	--	--	--	--	104	--	--	--	--	70	13	102	--	57
NC+	6359	94	96	--	95	--	89	97	--	75	12	70	14	102	--	56
PIONEER	33R77	110	--	--	--	--	104	--	--	--	--	70	14	103	--	55
ASGROW	RX740	106	94	107	100	103	100	96	103	75	12	70	15	111	--	60
MIDLAND	7A28	100	--	--	--	--	95	--	--	--	--	70	15	98	--	55
AGRIPRO	9689Bt	111	--	--	--	--	105	--	--	--	--	70	16	103	--	58
US SEEDS	US C1161	93	--	--	--	--	88	--	--	--	--	70	16	97	--	58
GARST	8363Bt	105	100	--	103	--	99	102	--	75	14	70	17	111	--	58
MYCOGEN	7870	111	--	--	--	--	105	--	--	--	--	70	17	106	--	56
NC+	5018	113	92	116	103	107	107	94	110	76	11	71	13	108	--	56
MIDLAND	798	112	95	106	103	104	106	97	102	76	13	71	16	95	--	57
PIONEER	31A13	103	115	--	109	--	98	117	--	75	13	71	16	109	--	58
PIONEER	31B13	126	119	101	123	115	120	121	96	76	13	71	16	104	--	59
MATURITY CHECK	FULL - M798	108	--	--	--	--	102	--	--	--	--	71	17	104	--	57
TRIUMPH	1866Bt	103	99	--	101	--	97	101	--	76	14	71	17	94	--	58
MIDLAND	7A25Bt	85	--	--	--	--	81	--	--	--	--	72	16	103	--	55
MIDLAND	786	110	95	108	103	104	104	97	103	77	14	72	17	102	--	54
	AVERAGES	106	98	105	102	103	106	98	105	74	12	69	14	103	--	56
	CV (%)	10	8	9	--	--	10	8	8	--	--	1	5	7	--	1
	LSD (0.05)**	15	10	11	--	--	14	10	10	--	--	1	1	10	--	1

** Unless two varieties differ by more than the LSD, little confidence can be placed in one being superior to the other.

SOUTHEASTERN KANSAS STANDARD CORN TEST ON RIVER-BOTTOM SOIL

COUNTY: NEOSHO

LOCATION: Private farm south of Erie

TEST SITE: Lanton silt loam

2000 CROP: Soybean

1999 CROP: Soybean

FERTILIZER (lbs/acre): 150 N 30 P₂O₅ 30 K₂O

PLANTING DATE: 4/9/01

HARVEST DATE: 8/28/01

COOPERATORS: James Long, agronomist; Kelly Kusel, research technician

TARGET POPULATION: 25,000 plants/acre, 8.4 in. spacing

FINAL STAND (% of target): 115

SILK DATES: 6/17/01 - 6/22/01

YIELD: Avg. (bu/a): 201 Range (bu/a): 162 - 226

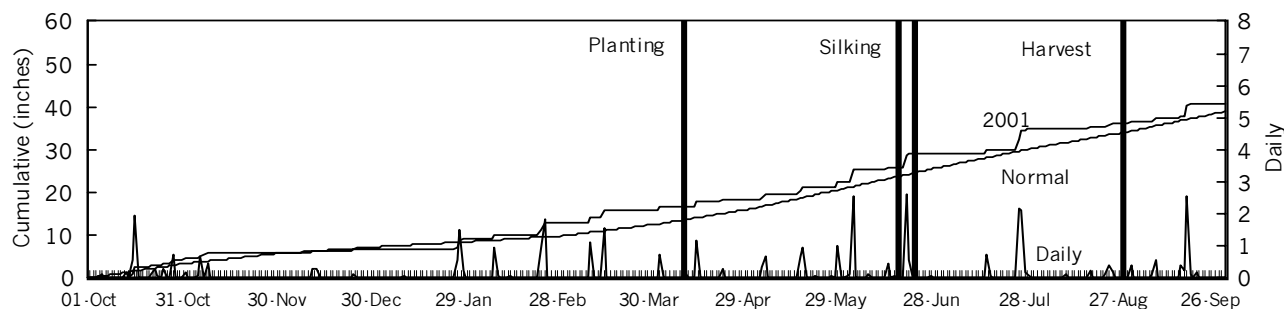
LSD (bu/a): 19 CV (%): 7

CORN BORERS: (susc. hybrid)	Infestation (% plants)		Tunnels (in./plant)	Sample date
	ECB	SWCB		
	65	0	3	8/16/01

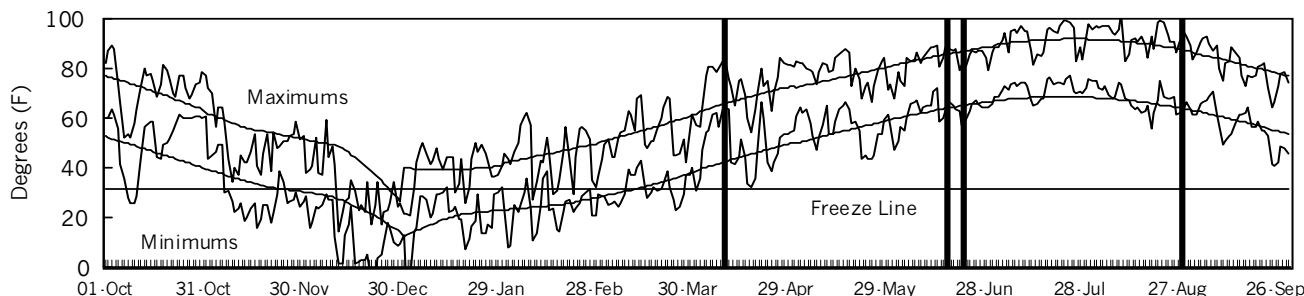
2001 GROWING CONDITIONS:

Excellent establishment conditions resulted in good stands. Favorable conditions continued through most of the growing season. Small numbers of corn earworm were noted late in the season. Disease pressure was minimal.

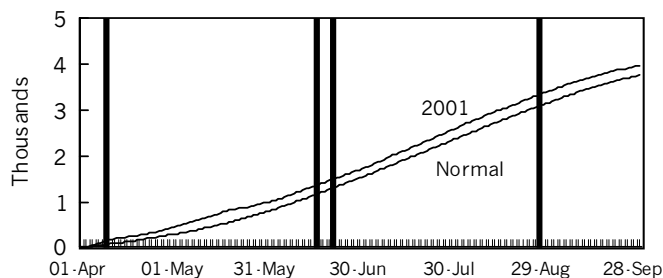
PRECIPITATION



DAILY TEMPERATURES



GROWING DEGREE DAYS



GROWING-SEASON WEATHER SUMMARY

Month	Precipitation		Average Temp.		GDD	
	2001	Normal	2001	Normal	2001	Normal
April	2.5	3.6	61	57	413	284
May	4.0	4.8	68	66	566	482
June	6.8	5.1	73	75	690	755
July	5.6	4.5	82	80	896	872
August	1.6	3.9	81	78	832	788
Sept.	4.4	4.5	69	71	569	615
Season Totals	25.0	26.4	72	71	3967	3795

TABLE 11. Neosho Co. Corn Performance Test, 1999-2001.

BRAND	NAME	ACRE YIELD, BUSHEL					YIELD AS % OF TEST AVERAGE			2000-2001		2001				
		2001	2000	1999	2-Yr.	3-Yr.	2001	2000	1999	Days	Grain	Days	Grain	Final Stand %	Ldg %	Test Wt. lb/bu
					AVG.	AVG.				to Silk	to Moist. %	to Silk	to Moist. %			
CROPLAN GEN.	543Bt	169	--	--	--	--	84	--	--	--	--	69	14	109	0	56
MATURITY CHECK	SHORT - C4111	162	136	95	149	131	81	84	93	70	13	69	14	118	1	57
MATURITY CHECK	SHORT - G8590	169	136	--	152	--	84	84	--	71	13	70	14	107	0	57
CROPLAN GEN.	743	195	--	--	--	--	97	--	--	--	--	70	15	111	0	55
MYCOGEN	2799IMI	191	181	--	186	--	95	112	--	71	14	70	16	118	2	55
NK	N79-L3	191	137	96	164	141	95	85	94	72	14	70	16	118	0	59
CROPLAN GEN.	661	187	172	--	179	--	93	106	--	71	15	70	17	113	2	55
GARST	8342GLS/Bt/IT	187	179	97	183	154	93	111	95	71	15	70	17	112	0	56
MATURITY CHECK	MID - H2530	195	139	97	167	144	97	86	95	72	13	71	14	121	1	57
MIDLAND	7A14	199	--	--	--	--	99	--	--	--	--	71	15	121	2	57
ASGROW	RX828YG	201	--	--	--	--	100	--	--	--	--	71	16	114	0	58
HOEGEMEYER	2679	195	--	--	--	--	97	--	--	--	--	71	16	114	1	56
HOEGEMEYER	2714	197	--	--	--	--	98	--	--	--	--	71	16	109	1	56
HOEGEMEYER	HBt821	205	174	--	189	--	102	107	--	72	14	71	16	126	0	56
NC+	4990B	207	--	--	--	--	103	--	--	--	--	71	16	130	0	56
PFISTER	2750	214	173	--	194	--	107	107	--	72	14	71	16	111	0	56
MIDLAND	7A15	224	162	--	193	--	112	100	--	72	15	71	17	132	2	55
TRIUMPH	1416	200	--	--	--	--	100	--	--	--	--	71	17	107	1	55
STINE	9803	211	--	--	--	--	105	--	--	--	--	71	18	123	1	56
PFISTER	3977Bt	210	--	--	--	--	105	--	--	--	--	71	19	114	0	55
ASGROW	RX740	193	170	108	181	157	96	105	106	73	13	72	15	108	1	58
DEKALB	DKC63-22	205	--	--	--	--	102	--	--	--	--	72	15	135	2	56
MATURITY CHECK	MID - H2649	197	152	--	175	--	98	94	--	72	13	72	15	106	0	56
NC+	5018	184	143	108	164	145	92	88	105	74	13	72	15	102	0	56
NK	N72-J5	208	--	--	--	--	104	--	--	--	--	72	15	106	0	56
PFISTER	3801	187	--	--	--	--	93	--	--	--	--	72	15	100	1	57
MATURITY CHECK	FULL - P3162	190	155	86	173	144	95	96	84	73	15	72	16	114	0	59
MYCOGEN	7870	221	--	--	--	--	110	--	--	--	--	72	16	111	0	55
AGRIPRO	9689Bt	220	198	--	209	--	110	122	--	72	15	72	17	115	0	56
GARST	8363Bt	206	201	--	204	--	103	124	--	72	16	72	18	120	1	57
PFISTER	3350	194	135	--	164	--	97	83	--	73	14	73	16	119	3	57
MIDLAND	7A28	226	--	--	--	--	113	--	--	--	--	73	17	117	0	53
NK	N83-Z8	205	--	--	--	--	102	--	--	--	--	73	17	115	0	56
MATURITY CHECK	FULL - M798	197	--	--	--	--	98	--	--	--	--	74	16	117	1	57
PIONEER	31B13	218	213	114	215	181	108	132	112	75	15	74	16	111	0	57
PIONEER	33R77	226	--	--	--	--	112	--	--	--	--	74	16	114	1	55
MIDLAND	798	210	162	119	186	164	105	100	116	74	15	74	17	109	0	56
MIDLAND	7A25Bt	219	--	--	--	--	109	--	--	--	--	74	17	122	0	54
PIONEER	31A13	225	188	--	207	--	112	116	--	75	15	74	17	138	1	58
	AVERAGES	201	162	102	181	155	201	162	102	73	14	72	16	115	1	56
	CV (%)	7	10	15	--	--	7	10	15	--	--	1	4	11	199	1
	LSD (0.05)**	19	19	18	--	--	10	12	18	--	--	1	1	18	NS	1

** Unless two varieties differ by more than the LSD, little confidence can be placed in one being superior to the other.

SOUTH CENTRAL KANSAS CORN TEST, MIN-TILL DRYLAND

COUNTY: HARVEY

LOCATION: Harvey County Experiment Field, Hesston

TEST SITE: Smolan silt loam

2000 CROP: Wheat

1999 CROP: Corn

FERTILIZER (lbs/acre): 125 N 37 P₂O₅ 0 K₂O

PLANTING DATE: 4/19/01

HARVEST DATE: 8/28/01

COOPERATORS: Mark Claassen, agronomist; Lowell Stucky and Kevin Duerksen, technicians

TARGET POPULATION: 20,000 plants/acre, 10.5 in. spacing

FINAL STAND (% of target): 97

SILK DATES: 6/24/01 - 7/3/01

YIELD: Avg. (bu/a): 30 Range (bu/a): 10 - 57

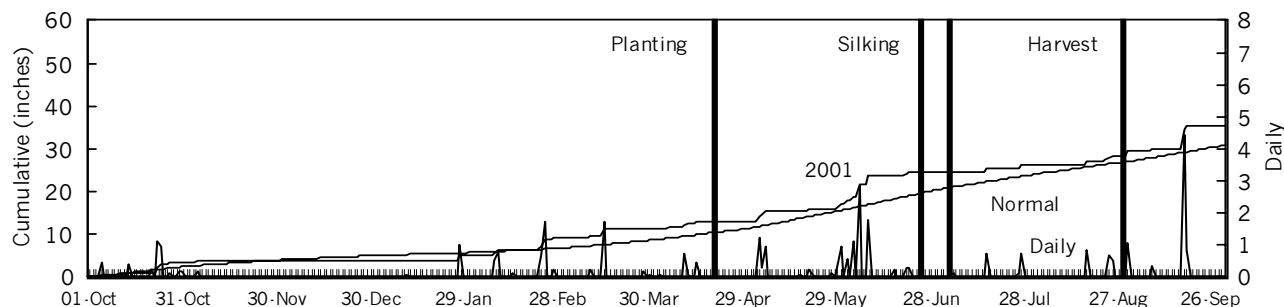
LSD (bu/a): 6 CV (%): 15

CORN BORERS: (sus. hybrid)	Infestation (% plants)		Tunnels (in./plant)	Sample date
	ECB	SWCB		
	--	--	--	--

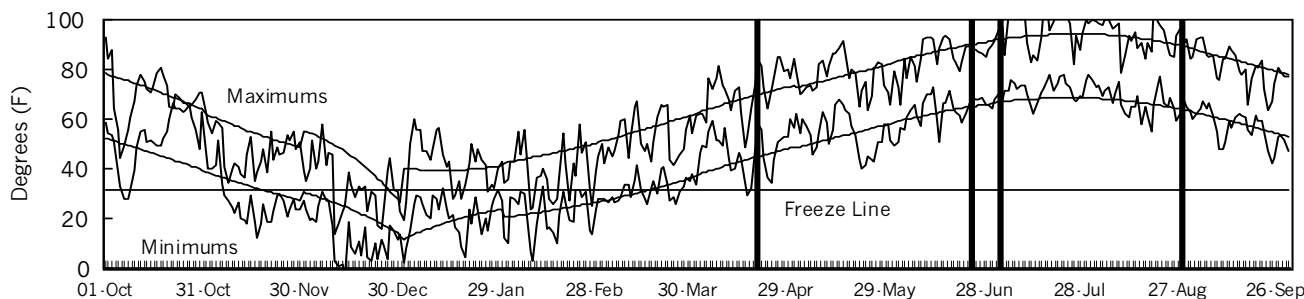
2001 GROWING CONDITONS:

Corn was planted into a moist seedbed and emerged at the end of April. Temperatures were above average in April, normal in May, and below average in June. Precipitation was below normal during April-May, but well above average in June. Temperatures were above normal in July and August. During this time, temperatures equaled or exceeded 100 F on 19 days. Rainfall was below normal, and corn suffered severe drought stress beginning in early July, just after most hybrids had completed silking.

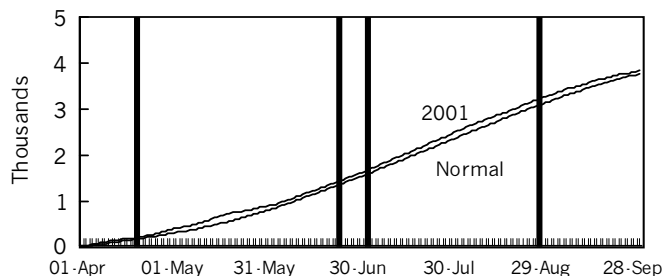
PRECIPITATION



DAILY TEMPERATURES



GROWING DEGREE DAYS



GROWING-SEASON WEATHER SUMMARY

Month	Precipitation		Average Temp.		GDD	
	2001	Normal	2001	Normal	2001	Normal
April	1.5	2.7	59	56	352	288
May	4.4	4.3	66	66	516	474
June	7.2	4.8	75	76	701	756
July	1.8	3.6	84	81	892	869
August	3.2	2.9	80	80	819	789
Sept.	5.8	3.7	69	71	562	623
Season Totals	23.9	22.0	72	72	3843	3799

TABLE 12. Harvey Co. Min-Till, Dryland Corn Test, 1999-2001.

BRAND	NAME	ACRE YIELD, BUSHEL					YIELD AS % OF TEST AVERAGE			2000-2001		2001				
		2001	2000	1999	2-Yr.	3-Yr.	2001	2000	1999	Days	Grain	Days	Grain	Final Stand %	Ldg %	Test Wt. lb/bu
					AVG.	AVG.				to Silk	to Moist.	to Silk	to Moist.			
ASGROW	RX508YG	57	--	--	--	--	194	--	--	--	--	66	11	99	0	51
MATURITY CHECK	SHORT - C4111	34	78	78	56	63	115	82	90	70	10	67	10	99	2	52
FRONTIER	F3025	34	--	--	--	--	116	--	--	--	--	67	11	98	0	55
MYCOGEN	2784	45	--	--	--	--	151	--	--	--	--	67	11	99	1	53
PIONEER	35R58	44	--	--	--	--	150	--	--	--	--	67	11	99	1	52
MATURITY CHECK	SHORT - G8590	41	84	--	62	--	138	87	--	70	11	67	12	94	0	57
PIONEER	33B51	44	--	--	--	--	150	--	--	--	--	67	12	99	0	55
DEKALB	DKC56-71	39	--	--	--	--	133	--	--	--	--	68	11	99	1	52
DEKALB	DKC57-38	26	83	--	54	--	88	87	--	71	10	68	11	99	4	52
DEKALB	DKC60-15	27	--	--	--	--	92	--	--	--	--	68	11	99	0	53
GARST	8543Bt/IT	21	--	76	--	--	70	--	89	--	--	68	11	99	0	54
NC+	4990B	27	--	--	--	--	92	--	--	--	--	68	11	99	0	55
ASGROW	RX740	42	99	85	71	76	143	104	99	71	11	68	12	99	0	58
CROPLAN GEN.	641Bt	31	--	--	--	--	104	--	--	--	--	68	12	99	0	55
MYCOGEN	6920BT	32	--	--	--	--	109	--	--	--	--	68	12	98	0	55
NK	N67-T4	37	--	--	--	--	124	--	--	--	--	68	12	99	0	56
MATURITY CHECK	MID - H2649	42	103	--	73	--	143	108	--	72	11	69	11	99	0	53
MATURITY CHECK	MID - H2530	30	92	93	61	72	103	96	108	72	11	69	12	95	1	54
MIDLAND	7B17	20	--	--	--	--	68	--	--	--	--	69	12	99	0	55
NC+	5878B	21	--	--	--	--	72	--	--	--	--	70	11	99	8	54
CROPLAN GEN.	818	29	--	--	--	--	99	--	--	--	--	70	12	99	0	54
MATURITY CHECK	FULL - P3162	20	96	78	58	65	67	100	90	73	12	70	12	99	1	57
MIDLAND	7B15	31	--	--	--	--	107	--	--	--	--	70	12	93	0	56
MIDLAND	7A04Bt	24	--	86	--	--	81	--	100	--	--	71	12	99	1	55
NK	N72-J5	29	--	--	--	--	97	--	--	--	--	71	12	99	0	56
PIONEER	31B13	21	119	100	70	80	70	124	116	74	13	71	13	99	2	53
FRONTIER	F3250	29	--	--	--	--	99	--	--	--	--	72	12	98	6	55
MIDWEST SEED	G8552B	11	--	--	--	--	37	--	--	--	--	72	12	99	0	56
MIDLAND	7A28	26	--	--	--	--	88	--	--	--	--	72	13	95	0	54
MIDWEST SEED	G8066B	15	--	--	--	--	52	--	--	--	--	72	13	98	1	56
MATURITY CHECK	FULL - M798	27	--	--	--	--	93	--	--	--	--	73	13	95	3	54
MIDLAND	786	10	101	79	56	64	34	106	92	76	14	74	13	90	4	54
MYCOGEN	2888IMI	26	120	103	73	83	90	125	120	76	13	74	13	96	4	54
TRIUMPH	1866Bt	23	--	--	--	--	77	--	--	--	--	74	13	89	2	55
MIDLAND	798	25	110	98	68	78	86	115	114	76	13	74	14	87	2	54
	AVERAGES	30	96	86	63	71	30	96	86	72	12	70	12	97	1	54
	CV (%)	15	9	8	--	--	15	9	8	--	--	1	6	5	156	1
	LSD (0.05)**	6	11	8	--	--	21	11	9	--	--	1	1	6	3	1


** Unless two varieties differ by more than the LSD, little confidence can be placed in one being superior to the other.

TABLE 13. EAST/CENTRAL Kansas corn hybrid yield summary (% of test average), 2001.

BRAND/NAME	SHD¹	FRD	NOD	HVD AVG.		BRAND/NAME	SHD¹	FRD	NOD	HVD AVG.	
AGRIPRO						6920BT	--	--	--	109	--
9689Bt	--	105	110	--	--	7870	95	105	110	--	--
ASGROW						NC+					
RX508YG	--	--	--	194	--	4990B	--	114	103	92	--
RX730YG	106	93	--	--	--	5018	--	107	92	--	--
RX740	--	100	96	143	--	5411	109	--	--	--	--
RX828YG	113	95	100	--	--	5445	87	--	--	--	--
CROPLAN GEN.						5878B	--	--	--	72	--
543Bt	98	104	84	--	--	6359	--	89	--	--	--
641Bt	--	--	--	104	--	NK					
661	97	110	93	--	--	N67-T4	105	108	--	124	--
743	91	112	97	--	--	N72-J5	103	98	104	97	101
818	112	--	--	99	--	N79-L3	--	86	95	--	--
DEKALB						N83-Z8	--	--	102	--	--
DKC56-71	--	--	--	133	--	PFISTER					
DKC57-38	--	--	--	88	--	2750	--	--	107	--	--
DKC60-15	--	95	--	92	--	3350	--	--	97	--	--
DKC63-03	102	--	--	--	--	3801	--	--	93	--	--
DKC63-22	--	--	102	--	--	3977Bt	--	--	105	--	--
DKC66-50	95	92	--	--	--	PIONEER					
FRONTIER						31A13	--	98	112	--	--
F3025	--	--	--	116	--	31B13	--	120	108	70	--
F3250	--	--	--	99	--	33B51	--	--	--	150	--
GARST						33P67	126	--	--	--	--
8342GLS/Bt/IT	--	103	93	--	--	33R77	139	104	112	--	--
8363Bt	--	99	103	--	--	34M94	93	--	--	--	--
8543Bt/IT	--	--	--	70	--	35R58	--	--	--	150	--
HOEGEMEYER						STINE					
2665	--	102	--	--	--	9803	110	102	105	--	--
2679	--	104	97	--	--	TRIUMPH					
2714	--	--	98	--	--	1416	--	86	100	--	--
2718	--	104	--	--	--	1866Bt	--	97	--	77	--
HBt821	--	104	102	--	--	US SEEDS					
MIDLAND						US C1111	--	103	--	--	--
785RR	82	--	--	--	--	US C1120	--	89	--	--	--
786	101	104	--	34	--	US C1141	--	108	--	--	--
798	114	106	105	86	103	US C1161	--	88	--	--	--
7A04Bt	--	--	--	81	--	US E1102Bt	--	102	--	--	--
7A14	88	--	99	--	--	US E1122Bt	--	102	--	--	--
7A15	107	--	112	--	--	MATURITY CHECK					
7A25Bt	92	81	109	--	--	FULL - M798	119	102	98	93	103
7A28	95	95	113	88	98	FULL - P3162	85	100	95	67	87
7B15	--	--	--	107	--	MID - H2530	97	99	97	103	99
7B17	--	--	--	68	--	MID - H2649	114	105	98	143	115
MIDWEST SEED						SHORT - C4111	95	91	81	115	95
G8066B	--	--	--	52	--	SHORT - G8590	73	91	84	138	96
G8552B	--	--	--	37	--	AVERAGES (bu/a)					
MYCOGEN						134	106	201	30	118	
2784	--	--	--	151	--	CV (%)					
2799IMI	79	107	95	--	--	10	10	7	15	--	
2888IMI	--	--	--	90	--	LSD (0.05)**					
						14	14	10	21	--	

¹ SHD = Shawnee Co., Silver Lake FRD = Franklin Co., Ottawa NOD = Neosho Co., Erie HVD = Harvey Co., Hesston

FIGURE 7. EAST/CENTRAL Kansas corn hybrid standardized performance summary, 1999-2001.



Values beside bars indicate the number of comparisons with checks. Symbols (+,-) indicate if statistically higher or lower than mean of checks.

SOUTH CENTRAL KANSAS CORN TEST, MIN-TILL DRYLAND

TARGET POPULATION: 18,000 plants/acre, 11.6 in. spacing

FINAL STAND (% of target): 110

SILK DATES: 6/30/01 - 7/12/01

YIELD: Avg. (bu/a): 68 **Range (bu/a):** 52 - 86

LSD (bu/a): 14 **CV (%):** 14

COUNTY: STAFFORD

LOCATION: Sandyland Experiment Field, St. John

TEST SITE: Naron loamy fine sand

2000 CROP: Soybean

1999 CROP: Wheat

FERTILIZER (lbs/acre): 143 N 46 P₂O₅ 0 K₂O

PLANTING DATE: 4/15/01

HARVEST DATE: 9/26/01

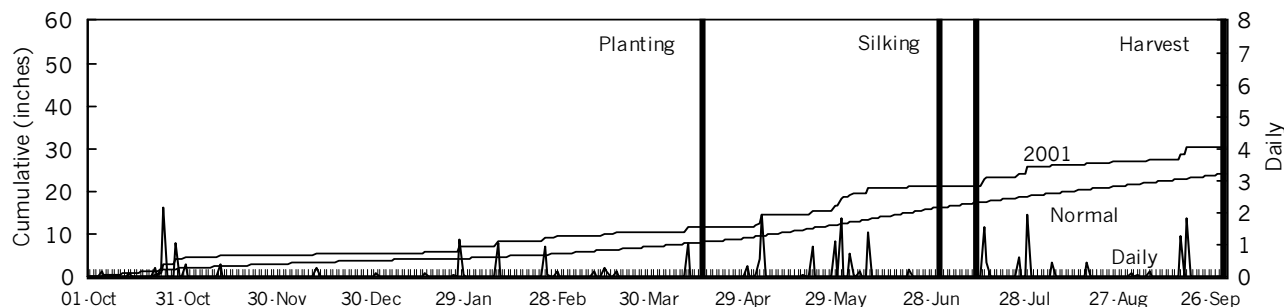
COOPERATORS: Victor Martin, agronomist; Ron Cunningham and Jeff Scott, technicians

CORN BORERS: (sus. hybrid)	Infestation (% plants)		Tunnels (in./plant)	Sample date
	ECB	SWCB		
	--	--	--	--

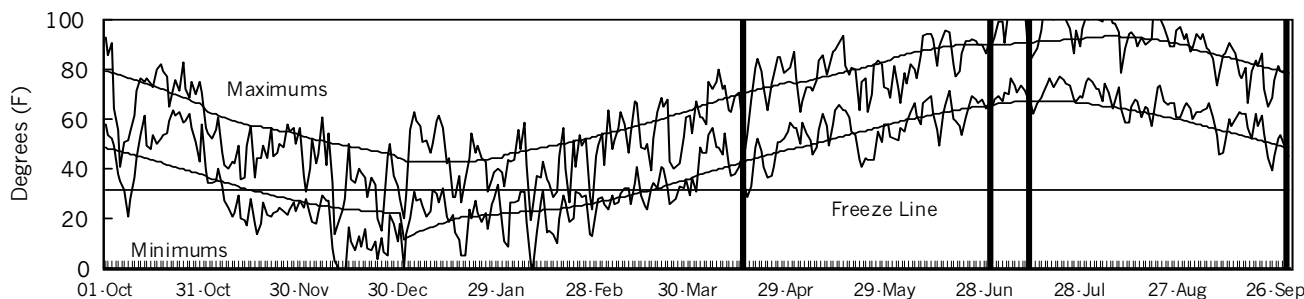
2001 GROWING CONDITIONS:

The test was planted into good moisture, but a wide range of weather conditions during the rest of the season increased yield variability. A 7" rain in May flooded some plots. Two hail storms hit the test in May. Cool, wet conditions in May and early June were followed by heat and moisture stress later in the season. Conditions were especially hot and dry during pollination. Several individual plots were lost, but the rest of the test provided sufficient information to estimate hybrid average yield.

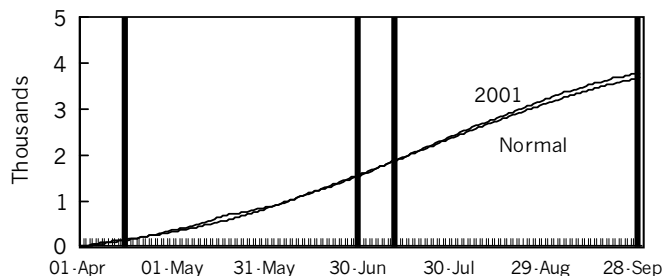
PRECIPITATION



DAILY TEMPERATURES



GROWING DEGREE DAYS



GROWING-SEASON WEATHER SUMMARY

Month	Precipitation		Average Temp.		GDD	
	2001	Normal	2001	Normal	2001	Normal
April	1.5	2.1	58	57	341	320
May	6.7	3.3	66	66	506	493
June	2.7	3.8	74	76	673	756
July	4.6	2.9	85	79	890	851
August	1.1	2.4	81	78	814	734
Sept.	3.4	2.5	69	69	568	559
Season Totals	20.0	16.9	72	71	3792	3714

TABLE 14. Stafford Co. Min-Till, Dryland Corn Test, 1999-2001.

BRAND	NAME	ACRE YIELD, BUSHEL					YIELD AS % OF TEST AVERAGE			2000-2001		2001				
		2001	2000	1999	2-Yr. AVG.	3-Yr. AVG.	2001	2000	1999	Days to Silk	Grain to Moist. %	Days to Silk	Grain to Moist. %	Final Stand %	Ldg %	Test Wt. lb/bu
MATURITY CHECK	SHORT - C4111	61	100	--	80	--	90	107	--	76	10	76	11	125	7	--
ASGROW	RX508YG	69	--	--	--	--	102	--	--	--	--	78	12	116	4	--
DEKALB	DKC60-15	52	--	--	--	--	76	--	--	--	--	80	12	93	17	--
FONTANELLE	5591	75	--	--	--	--	111	--	--	--	--	80	12	116	10	--
MATURITY CHECK	FULL - P3162	61	99	--	80	--	90	106	--	80	11	80	12	103	14	--
MATURITY CHECK	MID - H2530	60	94	--	77	--	88	100	--	80	10	80	12	112	14	--
MYCOGEN	2784	86	--	--	--	--	126	--	--	--	--	80	12	119	8	--
MIDWEST SEED	G8066B	74	--	--	--	--	110	--	--	--	--	81	12	120	6	--
PIONEER	34B97	79	--	--	--	--	116	--	--	--	--	81	12	105	13	--
MYCOGEN	6920BT	62	--	--	--	--	91	--	--	--	--	82	13	115	15	--
CROPLAN GEN.	641Bt	73	--	--	--	--	108	--	--	--	--	83	12	113	6	--
DEKALB	DKC56-71	63	--	--	--	--	93	--	--	--	--	83	12	105	12	--
PIONEER	35N05	71	108	--	89	--	105	116	--	81	10	83	12	116	5	--
MATURITY CHECK	MID - H2649	73	90	--	82	--	108	96	--	82	10	84	11	110	8	--
DEKALB	DKC57-38	59	98	--	78	--	87	105	--	81	10	84	12	104	17	--
MATURITY CHECK	SHORT - G8590	64	97	--	81	--	95	104	--	81	11	84	12	104	8	--
NC+	4990B	74	--	--	--	--	110	--	--	--	--	84	12	108	3	--
PIONEER	35R58	70	--	--	--	--	103	--	--	--	--	84	12	106	6	--
MATURITY CHECK	FULL - M798	73	--	--	--	--	107	--	--	--	--	84	13	122	18	--
MYCOGEN	2888IMI	52	79	--	65	--	76	84	--	83	12	84	14	106	16	--
GARST/AGRIPRO	8301	74	--	--	--	--	109	--	--	--	--	85	12	101	14	--
ASGROW	RX740	73	82	--	78	--	107	88	--	84	10	87	12	113	17	--
CROPLAN GEN.	818	54	--	--	--	--	80	--	--	--	--	87	13	113	8	--
MIDWEST SEED	G8552B	69	--	--	--	--	101	--	--	--	--	87	14	113	11	--
TRIUMPH	1866Bt	84	--	--	--	--	124	--	--	--	--	88	13	101	14	--
	AVERAGES	68	93	--	81	--	68	93	--	81	10	83	12	110	11	--
	CV (%)	14	9	--	--	--	14	9	--	--	--	4	5	12	78	--
	LSD (0.05)**	14	10	--	--	--	20	11	--	--	--	5	1	NS	NS	--

** Unless two varieties differ by more than the LSD, little confidence can be placed in one being superior to the other.

NORTH CENTRAL KANSAS STANDARD CORN TEST, NO-TILL DRYLAND

COUNTY: ELLIS

LOCATION: KSU Agricultural Research Center - Hays

TEST SITE: Harney clay loam

2000 CROP: Soybean

1999 CROP: Sorghum

FERTILIZER (lbs/acre): 65 N 0 P₂O₅ 0 K₂O

PLANTING DATE: 4/24/01

HARVEST DATE: 10/1/01

COOPERATORS: Ken Kofoid, agronomist

TARGET POPULATION: 17,000 plants/acre, 12.3 in. spacing

FINAL STAND (% of target): 97

SILK DATES: 7/10/01 - 7/20/01

YIELD: Avg. (bu/a): 42 Range (bu/a): 19 - 64

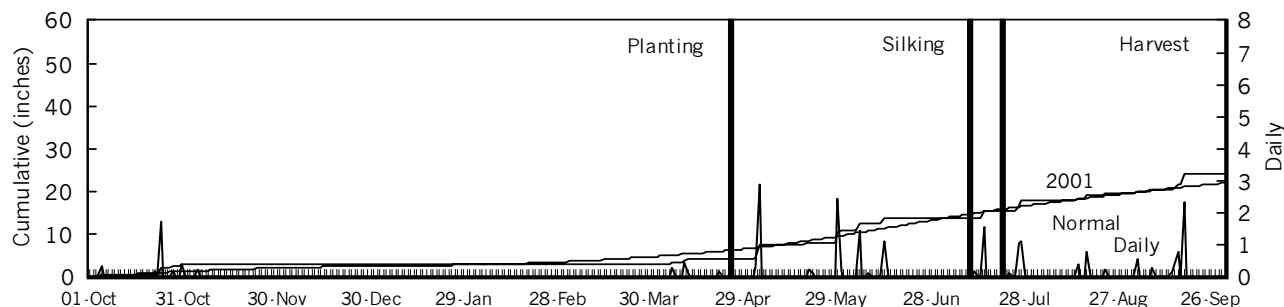
LSD (bu/a): 10 CV (%): 11

CORN BORERS: (susc. hybrid)	Infestation (% plants)		Tunnels (in./plant)	Sample date
	ECB	SWCB		
	0	8	0.4	9/12/01

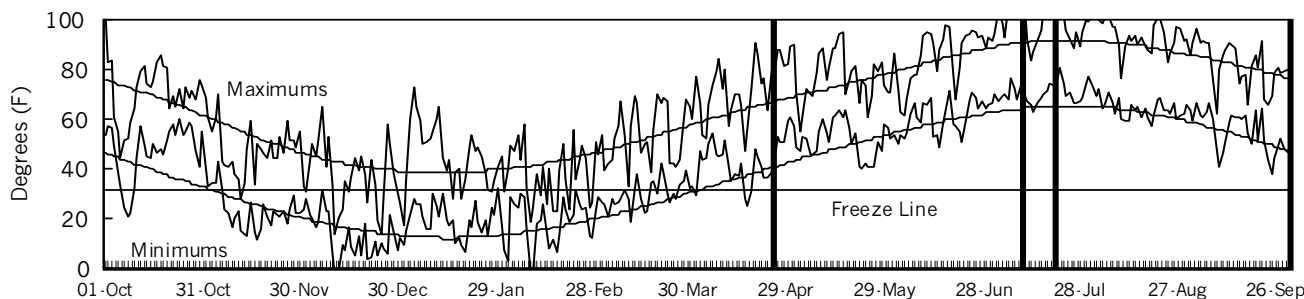
2001 GROWING CONDITIONS:

Stands were extremely good with nearly 100% emergence. Favorable conditions immediately after planting enabled the plants to get off to a good start. Excessive rainfall in late May caused standing water with the soil profile at or near field capacity for 3 weeks. Extremely hot, dry conditions during early July caused severe heat stress. Silking was delayed and pollen shed was reduced resulting in poorly pollinated ears. The pollination problems and heat stress decreased yield potential and increased variability.

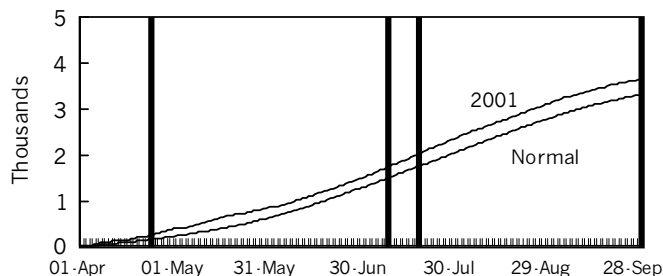
PRECIPITATION



DAILY TEMPERATURES



GROWING DEGREE DAYS



GROWING-SEASON WEATHER SUMMARY

Month	Precipitation		Average Temp.		GDD	
	2001	Normal	2001	Normal	2001	Normal
April	1.3	1.9	58	51	356	220
May	6.5	3.0	64	62	466	379
June	2.9	3.9	73	72	629	668
July	4.1	3.3	84	78	878	810
August	1.6	2.7	79	76	780	731
Sept.	4.6	2.2	68	68	547	531
Season Totals	20.9	17.1	71	68	3658	3337

TABLE 15. Ellis Co. Dryland Corn Performance Test, 1999-2001.

BRAND	NAME	ACRE YIELD, BUSHEL					YIELD AS % OF TEST AVERAGE			2000-2001		2001				
		2001	2000	1999	2-Yr.	3-Yr.	2001	2000	1999	Days	Grain	Days	Grain	Final Stand %	Ldg %	Test Wt. lb/bu
					AVG.	AVG.				to Silk	to Moist. %	to Silk	to Moist. %			
PIONEER	34D34	35	--	--	--	--	83	--	--	--	--	77	13	97	--	55
PIONEER	34B97	43	--	--	--	--	104	--	--	--	--	78	13	92	--	57
PIONEER	33B51	51	101	--	76	--	123	120	--	77	14	78	14	95	--	55
DEKALB	DKC60-15	19	--	--	--	--	45	--	--	--	--	79	13	93	--	57
MATURITY CHECK	SHORT - C4111	30	53	91	42	58	72	63	83	78	12	80	12	97	--	55
MATURITY CHECK	SHORT - G8590	39	75	--	57	--	94	89	--	79	12	80	12	105	--	57
CROPLAN GEN.	543Bt	40	--	--	--	--	96	--	--	--	--	80	13	105	--	57
DEKALB	DKC57-40	50	--	--	--	--	120	--	--	--	--	80	13	92	--	60
DEKALB	DKC63-03	41	--	--	--	--	98	--	--	--	--	80	13	93	--	57
SEEDS 2000	X3191RR	36	76	--	56	--	85	90	--	80	12	80	13	94	--	55
ASGROW	RX740RR	64	--	--	--	--	153	--	--	--	--	80	14	90	--	60
GARST	8363Bt	54	107	--	80	--	128	127	--	79	14	80	14	97	--	59
MATURITY CHECK	MID - H2530	50	81	114	65	82	119	96	104	79	12	81	13	98	--	57
OTILIE	2467	28	--	--	--	--	67	--	--	--	--	81	13	111	--	55
ASGROW	RX592RR	42	--	--	--	--	100	--	--	--	--	82	13	99	--	58
CROPLAN GEN.	641Bt	32	--	--	--	--	76	--	--	--	--	82	13	89	--	56
KAYSTAR	KX - 898	23	68	--	45	--	54	80	--	81	13	82	13	103	--	58
MATURITY CHECK	MID - H2649	40	78	--	59	--	97	93	--	81	12	82	13	97	--	59
NC+	5018	48	--	--	--	--	114	--	--	--	--	82	13	99	--	57
OTILIE	5333	41	--	--	--	--	98	--	--	--	--	82	13	108	--	59
SEEDS 2000	X3171RR	62	--	--	--	--	148	--	--	--	--	82	13	92	--	59
NC+	5169	44	--	--	--	--	104	--	--	--	--	82	14	98	--	58
MATURITY CHECK	FULL - P3162	58	76	119	67	84	139	89	109	81	14	82	15	91	--	59
MYCOGEN	2799IMI	41	102	--	72	--	99	120	--	80	14	83	14	97	--	54
MYCOGEN	6920BT	37	--	--	--	--	88	--	--	--	--	84	13	97	--	57
NK	N72-J5	29	--	--	--	--	69	--	--	--	--	84	13	91	--	58
TRIUMPH	1514ABt	41	--	--	--	--	98	--	--	--	--	84	13	93	--	57
GARST	8543Bt/IT	57	98	129	78	95	136	116	118	82	13	84	14	100	--	58
OTILIE	5177RRBt	26	81	--	54	--	63	96	--	81	14	84	14	95	--	58
TRIUMPH	1416	43	--	--	--	--	102	--	--	--	--	84	14	89	--	58
TRIUMPH	2020RR	44	--	--	--	--	105	--	--	--	--	84	15	91	--	56
FRONTIER	F3250	44	--	--	--	--	105	--	--	--	--	84	16	99	--	58
NK	N67-T4	28	--	--	--	--	68	--	--	--	--	85	13	104	--	57
OTILIE	4999	27	--	--	--	--	65	--	--	--	--	86	14	94	--	54
FRONTIER	F3175	61	92	--	77	--	147	109	--	84	16	86	16	111	--	58
MATURITY CHECK	FULL - M798	58	--	--	--	--	140	--	--	--	--	87	16	105	--	56
	AVERAGES	42	85	110	63	79	42	85	110	80	13	82	14	97	--	57
	CV (%)	11	10	9	--	--	11	10	9	--	--	1	4	6	--	3
	LSD (0.05)**	10	11	12	--	--	23	13	11	--	--	2	1	12	--	3

** Unless two varieties differ by more than the LSD, little confidence can be placed in one being superior to the other.

NORTHWESTERN KANSAS STANDARD CORN TEST, NO-TILL DRYLAND

TARGET POPULATION: 17,000 plants/acre, 12.3 in. spacing

FINAL STAND (% of target): 98

SILK DATES: 7/11/01 - 7/25/01

YIELD: Avg. (bu/a): 67 **Range (bu/a):** 33 - 92

LSD (bu/a): 18 **CV (%):** 13

COUNTY: THOMAS

LOCATION: Northwest Research-Extension Center, Colby

TEST SITE: Keith silt loam

2000 CROP: Wheat

1999 CROP: Fallow

FERTILIZER (lbs/acre): 140 N 0 P₂O₅ 0 K₂O

PLANTING DATE: 4/27/01

HARVEST DATE: 10/1/01

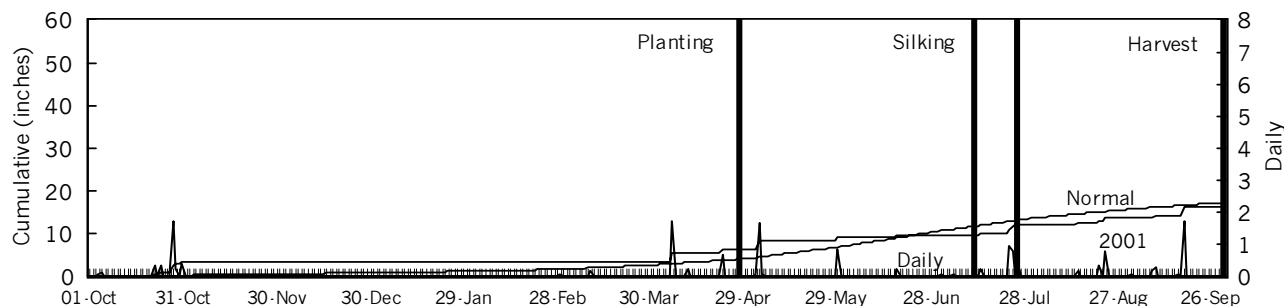
COOPERATORS: Patrick Evans, agronomist

CORN BORERS: (susc. hybrid)	Infestation (% plants)		Tunnels (in./plant)	Sample date
	ECB	SWCB		
	20	0	0.2	9/12/01

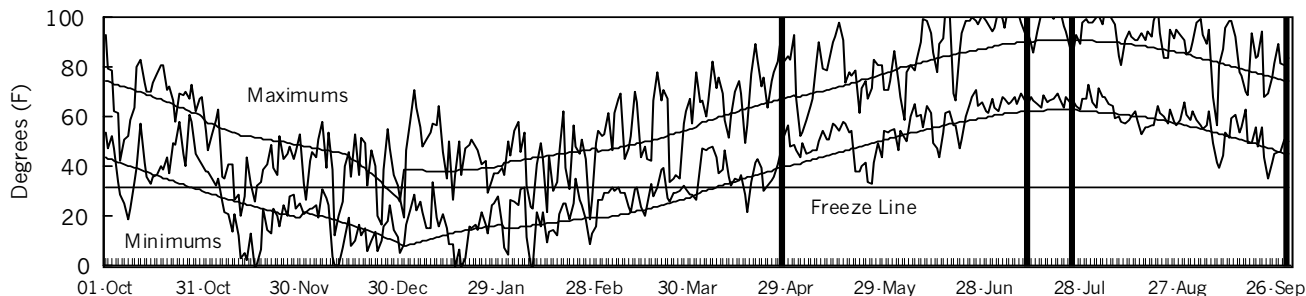
2001 GROWING CONDITIONS:

Adequate topsoil moisture allowed good stand establishment. However, approximately 50% of normal precipitation was received from mid-May to early September. The dry conditions severely limited yields and increased variability. Spider mites were present, but the extent of damage is unknown.

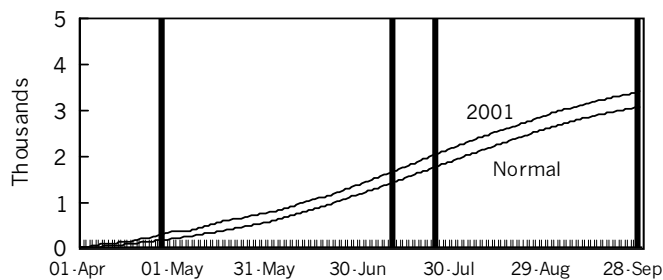
PRECIPITATION



DAILY TEMPERATURES



GROWING DEGREE DAYS



GROWING-SEASON WEATHER SUMMARY

Month	Precipitation		Average Temp.		GDD	
	2001	Normal	2001	Normal	2001	Normal
April	2.8	1.5	56	49	335	203
May	2.9	2.9	62	60	419	347
June	0.3	3.6	73	70	607	622
July	2.7	3.1	82	76	818	774
August	1.5	2.0	77	74	723	686
Sept.	2.4	1.6	68	65	517	474
Season Totals	12.6	14.6	70	66	3419	3106

TABLE 16. Thomas Co. Dryland Corn Performance Test, 1999-2001.

BRAND	NAME	ACRE YIELD, BUSHEL					YIELD AS % OF TEST AVERAGE			2000-2001		2001				
		2001	2000	1999	2-Yr. AVG.	3-Yr. AVG.	2001	2000	1999	Days to Silk	Grain to Moist. %	Days to Silk	Grain to Moist. %	Final Stand %	Ldg %	Test Wt. lb/bu
NK	N43-C4	83	--	--	--	--	124	--	--	--	--	75	12	94	0	56
MATURITY CHECK	SHORT - C4111	55	30	133	42	72	82	108	86	80	10	78	11	103	1	56
DEKALB	DKC57-72	72	--	--	--	--	107	--	--	--	--	79	14	103	0	56
PIONEER	34D34	80	--	--	--	--	119	--	--	--	--	79	17	101	0	54
DEKALB	DKC57-40	82	--	--	--	--	123	--	--	--	--	80	12	91	1	59
CROPLAN GEN.	543Bt	73	--	--	--	--	109	--	--	--	--	80	13	103	0	56
WILSON	1563	65	--	--	--	--	98	--	--	--	--	80	13	100	0	57
PIONEER	33B51	63	33	--	48	--	95	119	--	82	13	80	14	100	0	56
FONTANELLE	5591	76	--	--	--	--	114	--	--	--	--	80	15	98	2	54
DEKALB	DKC60-15	79	--	--	--	--	119	--	--	--	--	80	16	99	0	56
ASGROW	RX508YG	80	--	--	--	--	121	--	--	--	--	81	13	91	0	57
NK	N67-T4	39	30	--	35	--	59	108	--	82	12	81	13	96	0	57
MATURITY CHECK	SHORT - G8590	68	38	--	53	--	103	140	--	82	12	81	14	94	0	57
US SEEDS	US E1122Bt	55	--	--	--	--	82	--	--	--	--	81	14	94	0	56
NC+	4990B	73	--	--	--	--	110	--	--	--	--	81	15	103	0	55
NC+	4616	61	--	160	--	--	91	--	104	--	--	81	16	103	0	57
MATURITY CHECK	MID - H2530	63	25	147	44	78	94	91	96	85	14	82	12	103	0	55
ASGROW	RX592RR	73	--	--	--	--	110	--	--	--	--	82	13	100	0	56
OTILIE	5177RRBt	57	31	164	44	84	86	113	107	84	13	82	13	101	1	54
GARST	8543Bt/IT	51	28	159	39	79	76	102	103	84	16	82	14	101	0	55
SEEDS 2000	X3191RR	64	24	--	44	--	96	86	--	85	16	82	14	94	0	56
US SEEDS	US C1111	79	--	--	--	--	119	--	--	--	--	82	14	89	0	57
US SEEDS	US C1161	58	--	--	--	--	86	--	--	--	--	82	14	103	0	57
LG SEEDS	LG2540	91	--	--	--	--	137	--	--	--	--	82	15	90	0	57
LG SEEDS	LG2610BT	68	--	--	--	--	102	--	--	--	--	82	15	101	0	56
MATURITY CHECK	MID - H2649	61	27	--	44	--	91	99	--	84	15	82	15	101	0	57
MYCOGEN	6920BT	81	--	--	--	--	121	--	--	--	--	82	15	100	0	55
PIONEER	34M94	92	--	--	--	--	138	--	--	--	--	82	15	96	0	56
FONTANELLE	MP-1155	62	31	167	46	87	93	112	109	85	17	82	16	103	1	56
OTILIE	4999	62	--	--	--	--	93	--	--	--	--	82	16	99	0	56
WILSON	1475PT	85	--	--	--	--	128	--	--	--	--	82	16	100	1	56
GARST	8363Bt	73	32	--	52	--	110	115	--	85	18	82	17	90	0	56
MYCOGEN	2799IMI	79	29	--	54	--	119	104	--	83	15	82	17	99	0	54
US SEEDS	US C1120	80	--	144	--	--	120	--	94	--	--	82	17	99	1	57
DEKALB	DKC63-03	51	--	--	--	--	77	--	--	--	--	83	13	96	2	57
TRIUMPH	1120BtRR	55	--	--	--	--	82	--	--	--	--	83	14	93	0	58
OTILIE	2467	73	--	178	--	--	109	--	116	--	--	83	15	98	0	54
CROPLAN GEN.	641Bt	68	--	--	--	--	102	--	--	--	--	84	14	103	0	57
OTILIE	5333	81	--	--	--	--	121	--	--	--	--	84	16	97	0	57
SEEDS 2000	X3171RR	75	--	--	--	--	112	--	--	--	--	85	14	99	1	55
US SEEDS	US C1141	47	--	--	--	--	71	--	--	--	--	85	15	97	0	55
MIDWEST SEED	G8066B	46	--	--	--	--	69	--	--	--	--	85	16	94	0	55
US SEEDS	US E1102Bt	49	--	--	--	--	74	--	--	--	--	85	16	100	1	56
MATURITY CHECK	FULL - P3162	63	23	143	43	76	95	82	93	87	21	85	19	100	0	53
TRIUMPH	2020RR	33	--	--	--	--	50	--	--	--	--	86	17	98	1	54
MIDWEST SEED	G8552B	37	--	--	--	--	55	--	--	--	--	88	17	98	0	55
FRONTIER	F3250	75	--	--	--	--	112	--	--	--	--	89	19	97	0	53
MATURITY CHECK	FULL - M798	68	--	--	--	--	102	--	--	--	--	89	22	101	0	51
	AVERAGES	67	28	153	47	83	67	28	153	84	15	82	15	98	0	56
	CV (%)	13	22	8	--	--	13	22	8	--	--	2	10	6	319	2
	LSD (0.05)**	18	7	15	--	--	27	26	9	--	--	3	3	NS	NS	2

** Unless two varieties differ by more than the LSD, little confidence can be placed in one being superior to the other.

WEST CENTRAL KANSAS STANDARD CORN TEST, NO-TILL DRYLAND

TARGET POPULATION: 17,000 plants/acre, 12.3 in. spacing
FINAL STAND (% of target): 120
SILK DATES: 7/17/01 - 7/28/01
YIELD: Avg. (bu/a): 84 Range (bu/a): 57 - 102
LSD (bu/a): 11 CV (%): 9

COUNTY: GREELEY

LOCATION: Southwest Research-Extension Center, Tribune

TEST SITE: Ulysses silt loam

2000 CROP: Wheat

1999 CROP: Fallow

FERTILIZER (lbs/acre): 120 N 20 P₂O₅ 0 K₂O

PLANTING DATE: 5/10/01

HARVEST DATE: 9/25/01

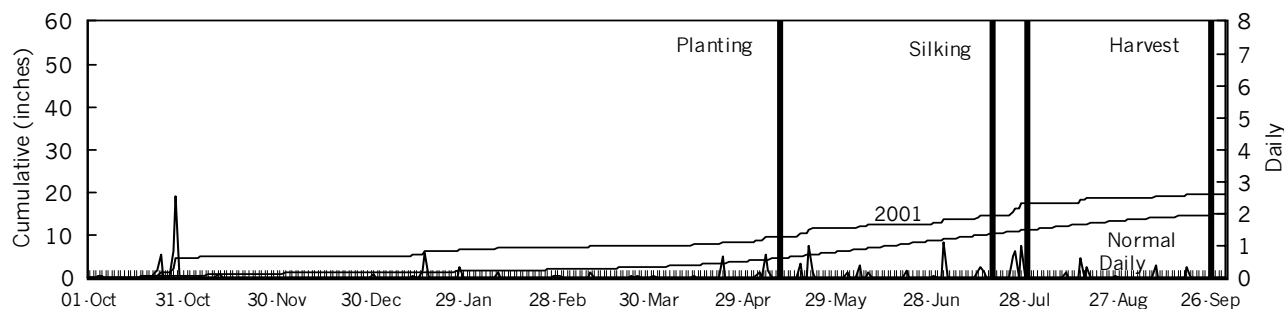
COOPERATORS: Alan Schlegel, agronomist; Michele Sells, agricultural technician

CORN BORERS: (susc. hybrid)	Infestation (% plants)		Tunnels (in./plant)	Sample date
	ECB	SWCB		
	--	--	--	--

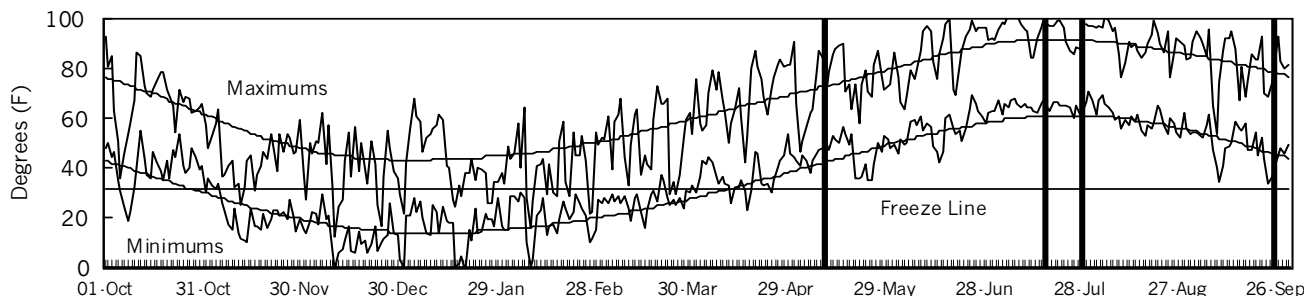
2001 GROWING CONDITONS:

Good moisture at planting and favorable planting conditions resulted in excellent stands. High temperatures during July caused some stress. Yields were well above last year, but didn't reach the level of 1999.

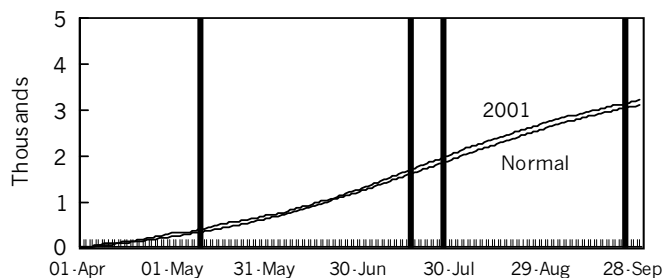
PRECIPITATION



DAILY TEMPERATURES



GROWING DEGREE DAYS



GROWING-SEASON WEATHER SUMMARY

Month	Precipitation		Average Temp.		GDD	
	2001	Normal	2001	Normal	2001	Normal
April	0.8	1.4	54	49	304	237
May	3.1	2.3	60	60	377	376
June	1.2	2.6	71	70	570	611
July	4.5	2.5	80	76	789	745
August	1.3	2.2	75	74	697	671
Sept.	0.8	1.3	66	66	483	497
Season Totals	11.8	12.3	68	66	3220	3135

TABLE 17. Greeley Co. Dryland Corn test, 1999-2001.

BRAND	NAME	ACRE YIELD, BUSHEL					YIELD AS % OF TEST AVERAGE			2000-2001		2001				
		2001	2000	1999	2-Yr.	3-Yr.	2001	2000	1999	Days to Silk	Grain to Moist. %	Days to Silk	Grain to Moist. %	Final Stand %	Ldg %	Test Wt. lb/bu
					AVG.	AVG.										
NK	N43-C4	86	--	--	--	--	102	--	--	--	--	68	13	105	0	55
FONTANELLE	HC-7534RR	76	--	--	--	--	91	--	--	--	--	71	13	114	0	55
MATURITY CHECK	SHORT - C4111	75	34	101	54	70	90	102	82	78	12	72	14	126	0	57
ASGROW	RX508YG	91	--	--	--	--	108	--	--	--	--	72	15	121	0	55
DEKALB	DKC60-15	94	--	--	--	--	112	--	--	--	--	72	16	119	0	56
PIONEER	34D34	86	--	--	--	--	103	--	--	--	--	72	18	122	0	57
CROPLAN GEN.	543Bt	78	--	--	--	--	93	--	--	--	--	73	15	136	0	57
DEKALB	DKC57-40	83	--	--	--	--	100	--	--	--	--	73	15	124	0	57
MATURITY CHECK	SHORT - G8590	96	44	--	70	--	115	134	--	78	16	73	16	115	1	57
PIONEER	33B51	91	47	--	69	--	109	142	--	78	18	73	20	109	0	55
ASGROW	RX592RR	80	--	--	--	--	96	--	--	--	--	74	15	119	0	56
DEKALB	DKC63-03	87	--	--	--	--	104	--	--	--	--	74	16	124	0	56
NK	N67-T4	79	--	--	--	--	94	--	--	--	--	74	16	126	0	58
MYCOGEN	6920BT	90	--	--	--	--	107	--	--	--	--	74	17	122	0	56
OTILIE	2467	94	--	--	--	--	113	--	--	--	--	74	17	123	1	57
DEKALB	DKC57-72	102	--	--	--	--	122	--	--	--	--	74	18	130	0	56
MYCOGEN	2799IMI	89	38	--	63	--	106	116	--	79	16	74	18	111	0	55
OTILIE	5177RRBt	82	33	--	58	--	98	102	--	79	16	74	18	121	0	53
PIONEER	34M94	92	--	--	--	--	110	--	--	--	--	74	18	119	0	56
CROPLAN GEN.	641Bt	92	--	--	--	--	110	--	--	--	--	75	17	118	0	55
FONTANELLE	HC-7735Bt/RR	76	--	--	--	--	90	--	--	--	--	75	18	107	0	52
OTILIE	4999	77	--	--	--	--	92	--	--	--	--	75	18	130	1	56
SEEDS 2000	X3191RR	77	34	--	56	--	92	104	--	80	16	75	18	114	0	54
TRIUMPH	1120BtRR	87	--	--	--	--	104	--	--	--	--	75	18	114	0	55
OTILIE	5333	97	--	--	--	--	116	--	--	--	--	76	17	129	0	57
SEEDS 2000	X3171RR	80	--	--	--	--	96	--	--	--	--	76	18	120	0	54
GARST	8543Bt/IT	83	31	141	57	85	99	96	114	81	23	76	20	123	0	53
MATURITY CHECK	FULL - P3162	80	33	133	56	82	95	101	108	81	22	76	26	113	0	53
MATURITY CHECK	MID - H2530	77	33	123	55	77	92	99	99	81	15	77	17	119	2	54
MATURITY CHECK	MID - H2649	79	29	--	54	--	94	89	--	81	16	77	18	127	0	54
GARST	8363Bt	85	37	--	61	--	101	114	--	81	20	77	23	131	0	53
FRONTIER	F3250	70	--	--	--	--	84	--	--	--	--	79	22	121	0	53
MATURITY CHECK	FULL - M798	57	--	--	--	--	68	--	--	--	--	79	27	116	0	51
	AVERAGES	84	33	123	58	80	84	33	123	79	17	74	18	120	0	55
	CV (%)	9	24	10	--	--	9	24	10	--	--	1	6	6	284	1
	LSD (0.05)**	11	9	15	--	--	13	28	12	--	--	2	2	10	1	1

** Unless two varieties differ by more than the LSD, little confidence can be placed in one being superior to the other.

TABLE 18. WEST Kansas NO-TILL, DRYLAND corn hybrid yield summary (% of test avg.), 2001.

BRAND/NAME	STD ¹	ELD	THD	GRD	AVG.	BRAND/NAME	STD ¹	ELD	THD	GRD	AVG.
ASGROW						NK					
RX508YG	102	--	121	108	--	N43-C4	--	--	124	102	--
RX592RR	--	100	110	96	--	N67-T4	--	68	59	94	--
RX740	107	--	--	--	--	N72-J5	--	69	--	--	--
RX740RR	--	153	--	--	--	OTTILIE					
CROPLAN GEN.						2467	--	67	109	113	--
543Bt	--	96	109	93	--	4999	--	65	93	92	--
641Bt	108	76	102	110	99	5177RRBt	--	63	86	98	--
818	80	--	--	--	--	5333	--	98	121	116	--
DEKALB						PIONEER					
DKC56-71	93	--	--	--	--	33B51	--	123	95	109	--
DKC57-38	87	--	--	--	--	34B97	116	104	--	--	--
DKC57-40	--	120	123	100	--	34D34	--	83	119	103	--
DKC57-72	--	--	107	122	--	34M94	--	--	138	110	--
DKC60-15	76	45	119	112	88	35N05	105	--	--	--	--
DKC63-03	--	98	77	104	--	35R58	103	--	--	--	--
FONTANELLE						SEEDS 2000					
5591	111	--	114	--	--	X3171RR	--	148	112	96	--
HC-7534RR	--	--	--	91	--	X3191RR	--	85	96	92	--
HC-7735Bt/RR	--	--	--	90	--	TRIUMPH					
MP-1155	--	--	93	--	--	1120BtRR	--	--	82	104	--
FRONTIER						1416	--	102	--	--	--
F3175	--	147	--	--	--	1514ABt	--	98	--	--	--
F3250	--	105	112	84	--	1866Bt	124	--	--	--	--
GARST						2020RR	--	105	50	--	--
8363Bt	--	128	110	101	--	US SEEDS					
8543Bt/IT	--	136	76	99	--	US C1111	--	--	119	--	--
GARST/AGRIPRO						US C1120	--	--	120	--	--
8301	109	--	--	--	--	US C1141	--	--	71	--	--
KAYSTAR						US C1161	--	--	86	--	--
KX - 898	--	54	--	--	--	US E1102Bt	--	--	74	--	--
LG SEEDS						US E1122Bt	--	--	82	--	--
LG2540	--	--	137	--	--	WILSON					
LG2610BT	--	--	102	--	--	1475PT	--	--	128	--	--
MIDWEST SEED						1563	--	--	98	--	--
G8066B	110	--	69	--	--	MATURITY CHECK					
G8552B	101	--	55	--	--	FULL - M798	107	140	102	68	104
MYCOGEN						FULL - P3162	90	139	95	95	105
2784	126	--	--	--	--	MID - H2530	88	119	94	92	98
2799IMI	--	99	119	106	--	MID - H2649	108	97	91	94	98
2888IMI	76	--	--	--	--	SHORT - C4111	90	72	82	90	84
6920BT	91	88	121	107	102	SHORT - G8590	95	94	103	115	102
NC+						AVERAGES (bu/a)					
4616	--	--	91	--	--	FULL	68	42	67	84	65
4990B	110	--	110	--	--	CV (%)	14	11	13	9	--
5018	--	114	--	--	--	LSD (0.05)**	20	23	27	13	--
5169	--	104	--	--	--						

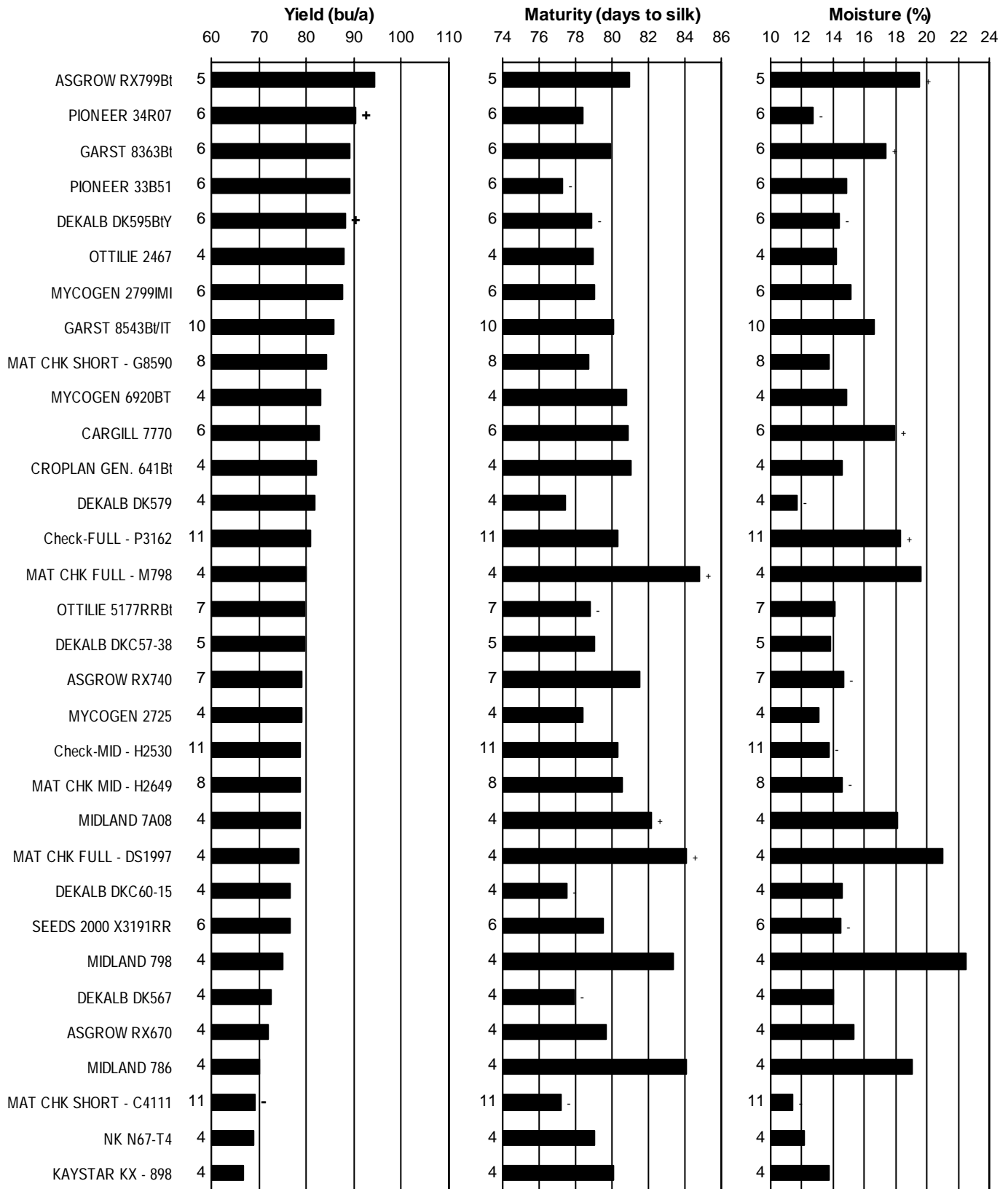
¹ STD = Stafford Co., St. John

ELD = Ellis Co., Hays

THD = Thomas Co., Colby

GRD = Greeley Co., Tribune

FIGURE 8. WEST Kansas NO-TILL, DRYLAND corn hybrid standardized performance summary, 1999-2001.



Values beside bars indicate the number of comparisons with checks. Symbols (+,-) indicate if statistically higher or lower than mean of checks.

SOUTH CENTRAL KANSAS STANDARD CORN TEST ON SILT LOAM, IRRIGATED

TARGET POPULATION: 30,000 plants/acre, 7.0 in. spacing

FINAL STAND (% of target): 82

SILK DATES: 6/25/01 - 6/30/01

YIELD: Avg. (bu/a): 180 **Range (bu/a):** 158 - 199

LSD (bu/a): 16 **CV (%):** 6

COUNTY: MCPHERSON

LOCATION: Inman, Kansas

TEST SITE: Crete silt loam

2000 CROP: Soybean

1999 CROP: Corn

FERTILIZER (lbs/acre): 187 N 58 P₂O₅ 0 K₂O

PLANTING DATE: 4/12/01

HARVEST DATE: 9/3/01

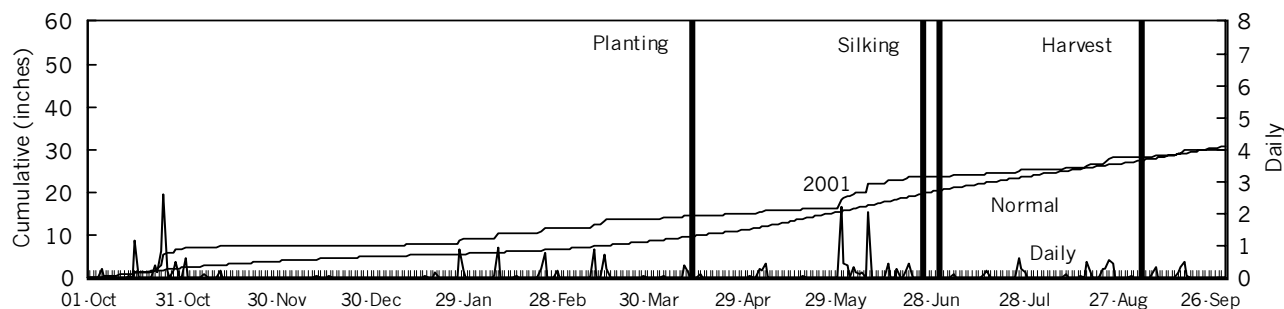
COOPERATORS: Kraig Roozeboom, agronomist; Fred Seiler, cooperator

CORN BORERS: (sus. hybrid)	Infestation (% plants)		Tunnels (in./plant)	Sample date
	ECB	SWCB		
	--	--	--	--

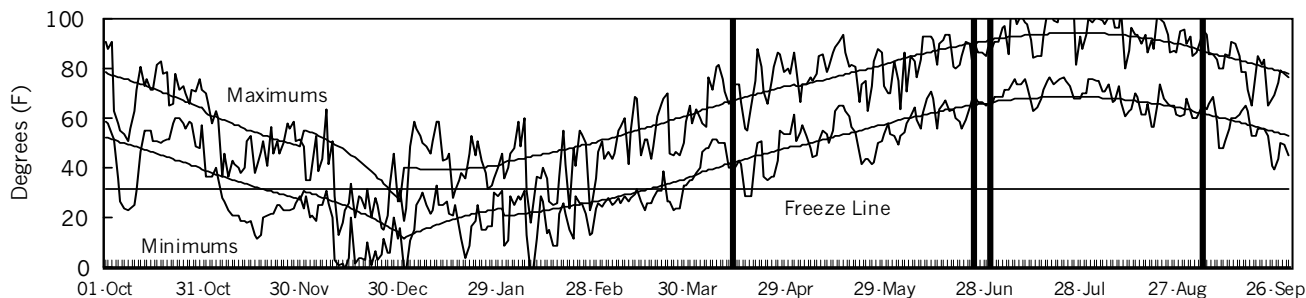
2001 GROWING CONDITIONS:

A firm, moist seedbed enabled the test to get off to a fast start. Weed control was excellent. The test developed rapidly and finished silking by July 1. Extremely hot temperatures in August hastened grain fill and dry down.

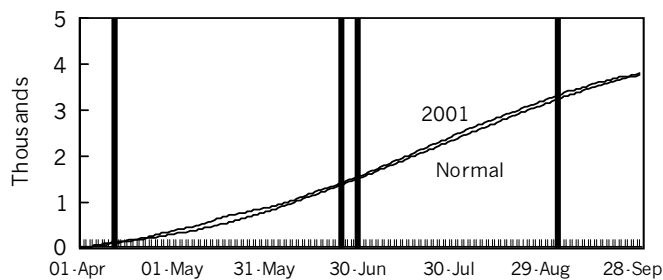
PRECIPITATION



DAILY TEMPERATURES



GROWING DEGREE DAYS



GROWING-SEASON WEATHER SUMMARY

Month	Precipitation		Average Temp.		GDD	
	2001	Normal	2001	Normal	2001	Normal
April	1.0	2.7	58	56	344	288
May	4.0	4.3	66	66	513	474
June	4.9	4.8	74	76	676	756
July	1.7	3.6	84	81	889	869
August	2.7	2.9	81	80	815	789
Sept.	1.7	3.7	69	71	562	623
Season Totals	16.0	22.0	72	72	3799	3799

TABLE 19. McPherson Co. Irrigated Corn Performance Test, 1999-2001.

BRAND	NAME	ACRE YIELD, BUSHEL					YIELD AS % OF TEST AVERAGE			2000-2001		2001			Test Wt. lb/bu	
		2001	2000	1999	2-Yr.	3-Yr.	2001	2000	1999	Days to Silk	Grain to Moist. %	Days to Silk	Grain to Moist. %	Final Stand %		Ldg %
					AVG.	AVG.										
GOLDEN HARVEST	H-9164Bt	174	--	--	--	--	97	--	--	--	--	74	12	82	--	55
MATURITY CHECK	MID - H2530	184	--	--	--	--	102	--	--	--	--	74	12	80	--	57
MATURITY CHECK	SHORT - C4111	158	--	--	--	--	88	--	--	--	--	74	12	89	--	58
CROPLAN GEN.	743	184	--	--	--	--	102	--	--	--	--	74	13	89	--	56
DEKALB	DKC63-03	175	--	--	--	--	97	--	--	--	--	74	13	90	--	59
MATURITY CHECK	SHORT - G8590	168	--	--	--	--	93	--	--	--	--	74	13	78	--	58
ASGROW	RX730YG	185	--	--	--	--	103	--	--	--	--	74	14	79	--	58
GOLDEN HARVEST	H-9216	179	--	--	--	--	99	--	--	--	--	74	14	79	--	58
MIDLAND	7B15	190	--	--	--	--	105	--	--	--	--	74	14	80	--	57
MYCOGEN	6920BT	169	--	--	--	--	94	--	--	--	--	74	14	75	--	58
NK	N67-T4	191	--	--	--	--	106	--	--	--	--	74	14	88	--	58
CROPLAN GEN.	661	180	--	--	--	--	100	--	--	--	--	74	15	85	--	57
DEKALB	DKC60-15	171	--	--	--	--	95	--	--	--	--	74	15	81	--	58
GARST/AGRIPRO	8301	191	--	--	--	--	106	--	--	--	--	74	15	85	--	56
NK	N79-L3	164	--	--	--	--	91	--	--	--	--	74	15	80	--	61
MATURITY CHECK	MID - H2649	176	--	--	--	--	98	--	--	--	--	75	13	76	--	58
PIONEER	33A72	198	--	--	--	--	110	--	--	--	--	75	13	86	--	60
GOLDEN HARVEST	H-9533Bt	180	--	--	--	--	100	--	--	--	--	75	16	78	--	57
MATURITY CHECK	FULL - P3162	171	--	--	--	--	95	--	--	--	--	75	16	85	--	60
MIDLAND	7B17	196	--	--	--	--	109	--	--	--	--	75	17	93	--	56
ASGROW	RX740	184	--	--	--	--	102	--	--	--	--	76	13	84	--	60
DEKALB	DKC61-11	176	--	--	--	--	97	--	--	--	--	76	13	77	--	58
MIDLAND	7A04Bt	194	--	--	--	--	108	--	--	--	--	76	14	90	--	57
NK	N72-J5	198	--	--	--	--	109	--	--	--	--	76	14	90	--	57
NC+	5790B	188	--	--	--	--	104	--	--	--	--	76	15	85	--	57
CROPLAN GEN.	818	197	--	--	--	--	109	--	--	--	--	76	16	87	--	56
MYCOGEN	7821BT	185	--	--	--	--	102	--	--	--	--	76	16	89	--	59
NC+	6871B	188	--	--	--	--	104	--	--	--	--	76	16	91	--	57
PIONEER	32R42	179	--	--	--	--	99	--	--	--	--	76	16	81	--	59
GARST	8363Bt	171	--	--	--	--	95	--	--	--	--	76	17	88	--	58
PIONEER	32M38	193	--	--	--	--	107	--	--	--	--	77	15	78	--	59
ASGROW	RX889YG	164	--	--	--	--	91	--	--	--	--	77	16	50	--	56
MIDLAND	7A25Bt	179	--	--	--	--	99	--	--	--	--	77	16	84	--	55
MIDLAND	7A28	184	--	--	--	--	102	--	--	--	--	77	16	78	--	54
PIONEER	33R77	199	--	--	--	--	110	--	--	--	--	77	16	80	--	55
FRONTIER	F3250	178	--	--	--	--	99	--	--	--	--	77	17	77	--	58
FRONTIER	F3175	184	--	--	--	--	102	--	--	--	--	78	16	79	--	58
MATURITY CHECK	FULL - M798	171	--	--	--	--	95	--	--	--	--	78	16	74	--	58
MIDLAND	786	181	--	--	--	--	100	--	--	--	--	78	16	83	--	55
MIDLAND	798	172	--	--	--	--	95	--	--	--	--	78	16	79	--	58
MYCOGEN	2888IMI	180	--	--	--	--	100	--	--	--	--	78	16	83	--	58
NK	N83-Z8	169	--	--	--	--	94	--	--	--	--	78	16	77	--	58
TRIUMPH	1866Bt	172	--	--	--	--	95	--	--	--	--	78	16	76	--	58
	AVERAGES	180	--	--	--	--	180	--	--	--	--	76	15	82	--	58
	CV (%)	6	--	--	--	--	6	--	--	--	--	1	3	8	--	1
	LSD (0.05)**	16	--	--	--	--	9	--	--	--	--	1	1	10	--	1

** Unless two varieties differ by more than the LSD, little confidence can be placed in one being superior to the other.

SOUTH CENTRAL KANSAS STANDARD CORN TEST ON SANDY LOAM, IRRIGATED

TARGET POPULATION: 30,000 plants/acre, 7.0 in. spacing

FINAL STAND (% of target): 109

SILK DATES: 7/7/01 - 7/15/01

YIELD: Avg. (bu/a): 188 **Range (bu/a):** 149 - 236

LSD (bu/a): 21 **CV (%):** 8

COUNTY: STAFFORD

LOCATION: Russell & Son Farms, St. John

TEST SITE: Naron loamy fine sand

2000 CROP: Corn

1999 CROP: Corn

FERTILIZER (lbs/acre): 175 N 0 P₂O₅ 0 K₂O

PLANTING DATE: 5/3/01

HARVEST DATE: 9/27/01

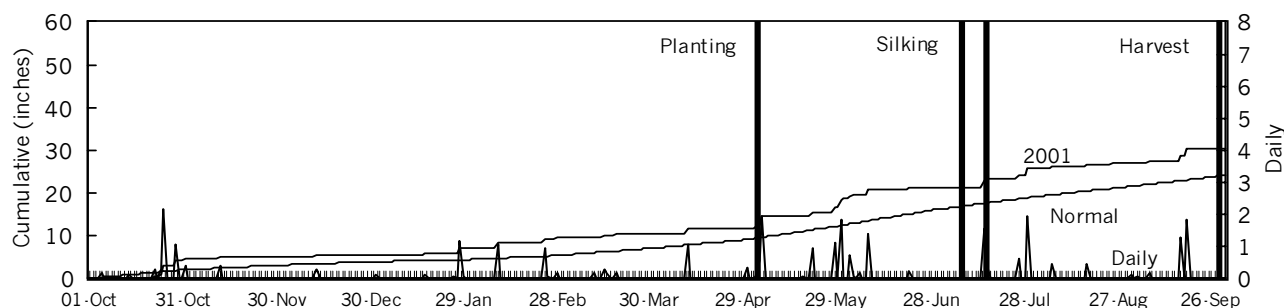
COOPERATORS: Victor Martin, agronomist; Ron Cunningham and Jeff Scott, technicians

CORN BORERS: (susc. hybrid)	Infestation (% plants)		Tunnels (in./plant)	Sample date
	ECB	SWCB		
	0	33	2.3	9/13/01

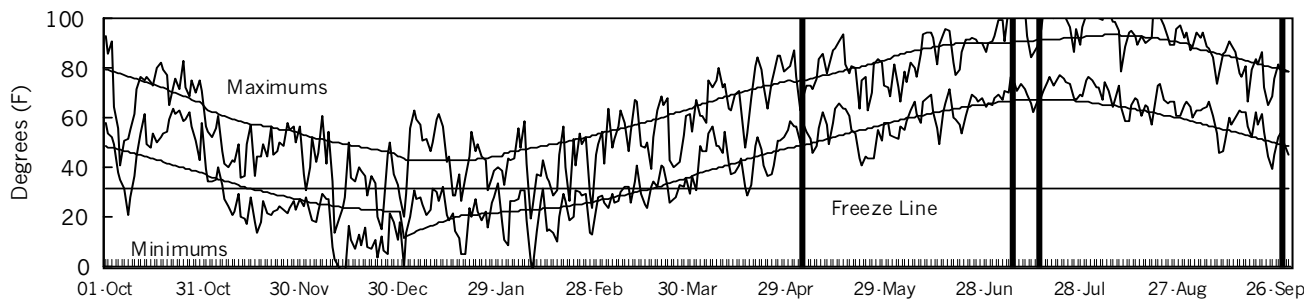
2001 GROWING CONDITIONS:

The test was planted under sprinkler irrigation on a cooperating farmer's field. Spring rains delayed planting somewhat, but good stands were obtained and reasonable yields resulted. The cool, wet spring was followed by hot, dry weather in late June and July.

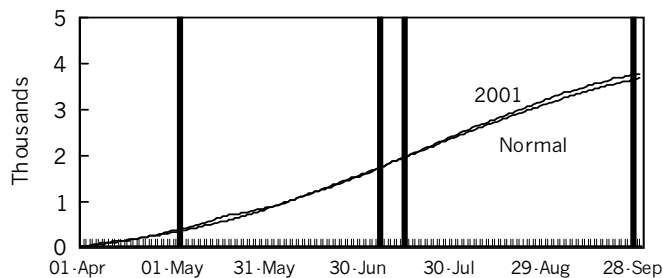
PRECIPITATION



DAILY TEMPERATURES



GROWING DEGREE DAYS



GROWING-SEASON WEATHER SUMMARY

Month	Precipitation		Average Temp.		GDD	
	2001	Normal	2001	Normal	2001	Normal
April	1.5	2.1	58	57	341	320
May	6.7	3.3	66	66	506	493
June	2.7	3.8	74	76	673	756
July	4.6	2.9	85	79	890	851
August	1.1	2.4	81	78	814	734
Sept.	3.4	2.5	69	69	568	559
Season Totals	20.0	16.9	72	71	3792	3714

TABLE 20. Stafford Co. Irrigated Corn Performance Test, 1998-2001.

BRAND	NAME	ACRE YIELD, BUSHELS					YIELD AS % OF TEST AVERAGE			1999-2001		2001				
		2001	1999	1998	2-Yr. AVG.	3-Yr. AVG.	2001	1999	1998	Days to Silk	Grain to Moist. %	Days to Silk	Grain to Moist. %	Final Stand %	Ldg %	Test Wt. lb/bu
		MATURITY CHECK	SHORT - C4111	154	177	166	165	166	82	93	84	68	13	65	12	108
MATURITY CHECK	SHORT - G8590	187	--	--	--	--	100	--	--	--	--	67	13	105	11	--
MYCOGEN	6920BT	230	--	--	--	--	123	--	--	--	--	67	15	122	5	--
NK	N67-T4	221	--	--	--	--	118	--	--	--	--	67	15	121	2	--
GOLDEN HARVEST	H-9164Bt	231	--	--	--	--	123	--	--	--	--	68	13	116	1	--
MIDLAND	7B15	198	--	--	--	--	106	--	--	--	--	68	13	94	11	--
MIDWEST SEED	G8066B	236	--	--	--	--	126	--	--	--	--	68	13	119	1	--
CROPLAN GEN.	661	190	--	--	--	--	102	--	--	--	--	68	14	108	6	--
HOEGEMEYER	2679	162	--	--	--	--	86	--	--	--	--	68	14	116	12	--
ASGROW	RX730YG	207	184	--	196	--	110	97	--	71	15	68	15	118	2	--
DEKALB	DKC60-15	178	--	--	--	--	95	--	--	--	--	68	15	109	14	--
GOLDEN HARVEST	H-9216	180	--	--	--	--	96	--	--	--	--	68	15	103	11	--
GOLDEN HARVEST	H-9533Bt	217	--	--	--	--	116	--	--	--	--	68	15	111	1	--
HOEGEMEYER	HBt821	166	--	--	--	--	89	--	--	--	--	68	15	114	11	--
DEKALB	DKC63-03	156	--	--	--	--	83	--	--	--	--	69	13	119	10	--
CROPLAN GEN.	743	183	--	--	--	--	98	--	--	--	--	69	14	108	10	--
GARST/AGRIPRO	8301	173	--	--	--	--	92	--	--	--	--	69	15	95	10	--
KAYSTAR	X1151	187	--	--	--	--	100	--	--	--	--	69	15	99	7	--
NC+	5790B	208	--	--	--	--	111	--	--	--	--	69	15	114	2	--
NK	N72-J5	169	--	--	--	--	90	--	--	--	--	69	15	110	20	--
MIDLAND	7B17	182	--	--	--	--	97	--	--	--	--	69	16	103	20	--
NC+	6871B	220	--	--	--	--	117	--	--	--	--	69	17	116	3	--
DEKALB	DKC61-11	217	--	--	--	--	116	--	--	--	--	70	13	100	2	--
PIONEER	33A72	164	--	--	--	--	87	--	--	--	--	70	13	100	16	--
MATURITY CHECK	MID - H2530	150	171	183	160	168	80	90	93	73	14	70	14	106	10	--
MATURITY CHECK	MID - H2649	164	--	--	--	--	87	--	--	--	--	70	14	105	13	--
KAYSTAR	X1181	167	--	--	--	--	89	--	--	--	--	70	15	102	13	--
MATURITY CHECK	FULL - P3162	176	201	177	188	185	94	105	90	73	16	70	15	110	14	--
MYCOGEN	7821BT	224	--	--	--	--	119	--	--	--	--	70	15	126	4	--
ASGROW	RX740	149	178	--	163	--	80	93	--	74	14	71	13	114	16	--
PIONEER	32R42	152	--	--	--	--	81	--	--	--	--	71	14	106	17	--
CROPLAN GEN.	818	176	--	--	--	--	94	--	--	--	--	71	15	97	10	--
MIDWEST SEED	G8552B	205	--	--	--	--	109	--	--	--	--	71	15	112	1	--
ASGROW	RX889YG	225	--	--	--	--	120	--	--	--	--	71	16	103	2	--
PIONEER	31A13	210	--	--	--	--	112	--	--	--	--	71	16	118	3	--
MATURITY CHECK	FULL - M798	177	--	--	--	--	94	--	--	--	--	72	14	90	9	--
GARST	8363Bt	186	--	--	--	--	99	--	--	--	--	72	15	117	0	--
PIONEER	33R77	195	--	--	--	--	104	--	--	--	--	72	15	108	12	--
TRIUMPH	1866Bt	196	204	--	200	--	104	107	--	75	16	72	15	106	5	--
FRONTIER	F3250	170	--	--	--	--	91	--	--	--	--	72	16	109	13	--
NC+	5878B	172	--	--	--	--	92	--	--	--	--	72	16	127	2	--
MYCOGEN	2888IMI	215	196	--	205	--	115	103	--	75	16	73	14	106	13	--
FRONTIER	F3175	171	--	--	--	--	91	--	--	--	--	73	15	102	11	--
	AVERAGES	188	190	197	189	192	188	190	197	73	16	70	15	109	9	--
	CV (%)	8	10	10	--	--	8	10	10	--	--	2	7	7	67	--
	LSD (0.05)**	21	23	22	--	--	11	12	11	--	--	2	1	11	8	--

** Unless two varieties differ by more than the LSD, little confidence can be placed in one being superior to the other.

NORTHWESTERN KANSAS STANDARD CORN TEST, IRRIGATED

TARGET POPULATION: 30,000 plants/acre, 7.0 in. spacing

FINAL STAND (% of target): 114

SILK DATES: 7/13/01 - 7/23/01

YIELD: Avg. (bu/a): 246 **Range (bu/a):** 211 - 282

LSD (bu/a): 19 **CV (%):** 5

COUNTY: THOMAS

LOCATION: Northwest Research-Extension Center, Colby

TEST SITE: Keith silt loam

2000 CROP: Soybean

1999 CROP: Sunflower

FERTILIZER (lbs/acre): 250 N 30 P₂O₅ 0 K₂O

PLANTING DATE: 5/1/01

HARVEST DATE: 10/11/01

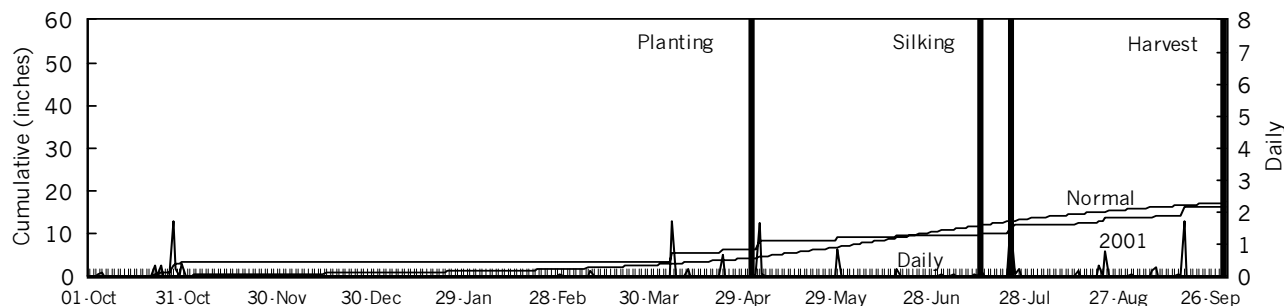
COOPERATORS: Patrick Evans, agronomist

CORN BORERS: (sus. hybrid)	Infestation (% plants)		Tunnels (in./plant)	Sample date
	ECB	SWCB		
	--	--	--	--

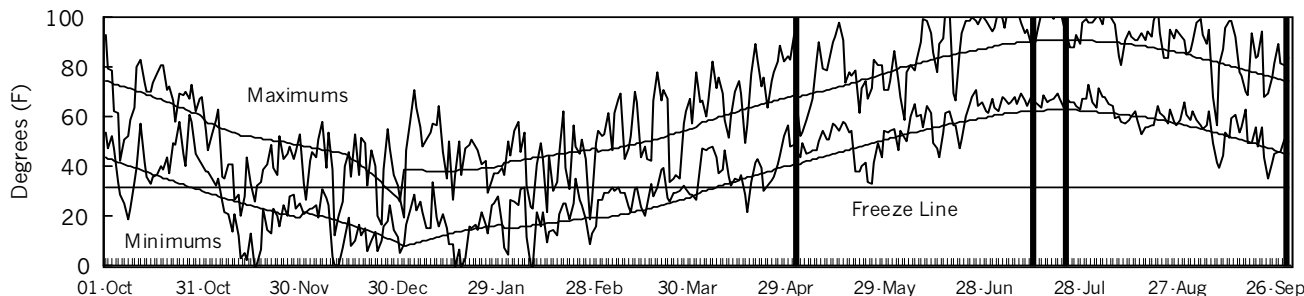
2001 GROWING CONDITIONS:

Good stands were established in all plots. Excellent irrigated growing conditions resulted in outstanding yields. Hot, dry conditions were moderated by periods of less extreme temperatures. Diseases and insects caused no noticeable yield reduction. Spider mites were controlled with an insecticide application on July 20.

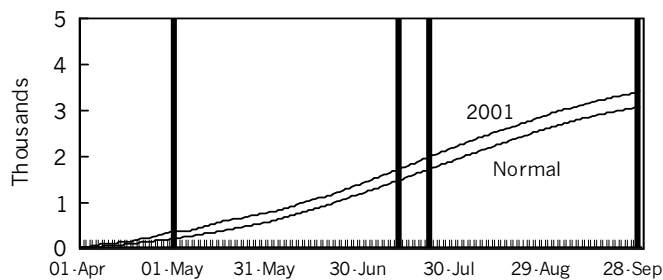
PRECIPITATION



DAILY TEMPERATURES



GROWING DEGREE DAYS



GROWING-SEASON WEATHER SUMMARY

Month	Precipitation		Average Temp.		GDD	
	2001	Normal	2001	Normal	2001	Normal
April	2.8	1.5	56	49	335	203
May	2.9	2.9	62	60	419	347
June	0.3	3.6	73	70	607	622
July	2.7	3.1	82	76	818	774
August	1.5	2.0	77	74	723	686
Sept.	2.4	1.6	68	65	517	474
Season Totals	12.6	14.6	70	66	3419	3106

TABLE 21. Thomas Co. Irrigated Corn Performance Test, 1999-2001.

BRAND	NAME	ACRE YIELD, BUSHEL					YIELD AS % OF TEST AVERAGE			2000-2001		2001				
		2001	2000	1999	2-Yr. AVG.	3-Yr. AVG.	2001	2000	1999	Days to Silk	Grain to Moist. %	Days to Silk	Grain to Moist. %	Final Stand %	Ldg %	Test Wt. lb/bu
MATURITY CHECK	SHORT - C4111	215	148	202	182	188	88	80	86	74	10	73	12	114	0	59
HPH	KS51R31	216	--	--	--	--	88	--	--	--	--	74	14	112	0	57
MATURITY CHECK	SHORT - G8590	236	174	--	205	--	96	94	--	75	13	74	15	114	0	58
US SEEDS	US C1119RR	238	--	--	--	--	97	--	--	--	--	74	16	105	0	55
DEKALB	DK551BtY	234	185	241	210	220	95	100	103	75	10	75	13	112	0	57
ASGROW	RX592RR	232	--	--	--	--	95	--	--	--	--	75	14	114	0	57
DEKALB	DKC63-03	224	--	--	--	--	91	--	--	--	--	75	16	108	0	58
GOLDEN HARVEST	H-9164Bt	252	--	--	--	--	103	--	--	--	--	75	16	112	1	55
DEKALB	DKC60-15	231	--	--	--	--	94	--	--	--	--	75	17	111	0	57
LG SEEDS	LG2585	240	--	--	--	--	98	--	--	--	--	75	17	102	0	56
WILSON	1475PT	249	--	--	--	--	102	--	--	--	--	75	17	111	0	57
WILSON	1563	250	--	--	--	--	102	--	--	--	--	75	17	118	0	56
CROPLAN GEN.	641Bt	248	--	--	--	--	101	--	--	--	--	76	16	112	0	57
HPH	KS51R39Y	242	--	--	--	--	99	--	--	--	--	76	16	116	0	55
NK	N67-T4	232	185	--	208	--	94	100	--	76	15	76	16	113	0	57
OTILIE	5177RRBt	245	132	226	189	201	100	72	97	76	13	76	16	115	0	56
TRIUMPH	1120BtRR	247	--	--	--	--	101	--	--	--	--	76	16	112	0	58
US SEEDS	US C1119RR/Bt	238	--	--	--	--	97	--	--	--	--	76	16	113	0	55
US SEEDS	US E1122RR/Bt	233	--	--	--	--	95	--	--	--	--	76	16	106	0	57
ASGROW	RX730RR/YG	231	--	--	--	--	94	--	--	--	--	76	17	112	0	57
CROPLAN GEN.	743	223	--	--	--	--	91	--	--	--	--	76	17	116	0	56
KAYSTAR	KX - 898	274	--	--	--	--	112	--	--	--	--	76	17	121	0	56
LG SEEDS	LG2606	257	--	--	--	--	105	--	--	--	--	76	17	116	1	56
MIDLAND	7B15	282	194	--	238	--	115	105	--	76	15	76	17	118	0	56
NC+	4990B	243	204	--	223	--	99	110	--	76	15	76	17	108	0	57
OTILIE	5267Bt	249	195	--	222	--	101	105	--	76	14	76	17	116	0	57
PIONEER	33B51	244	196	--	220	--	100	106	--	76	17	76	17	110	0	58
FONTANELLE	5591	251	--	--	--	--	102	--	--	--	--	76	18	115	0	56
GOLDEN HARVEST	H-9216	249	--	--	--	--	101	--	--	--	--	76	18	119	0	57
HAWKEYE	SX70	275	190	--	232	--	112	102	--	77	15	76	18	121	0	56
MYCOGEN	2833	246	206	--	226	--	100	111	--	77	15	76	18	111	0	55
NK	N72-J5	261	--	--	--	--	106	--	--	--	--	76	18	116	1	56
STINE	9614Bt	220	--	--	--	--	90	--	--	--	--	76	18	103	0	58
US SEEDS	US E1111ND	211	--	--	--	--	86	--	--	--	--	76	18	107	0	58
MATURITY CHECK	MID - H2649	247	197	--	222	--	101	106	--	78	14	77	16	117	0	57
OTILIE	5155	239	--	--	--	--	97	--	--	--	--	77	16	112	0	57
US SEEDS	US C1139RR	227	163	--	195	--	93	88	--	77	13	77	16	112	0	58
FONTANELLE	5301	238	161	--	200	--	97	87	--	77	15	77	17	113	0	57
HAWKEYE	SX57	249	--	--	--	--	102	--	--	--	--	77	17	116	0	57
NC+	5051	251	--	--	--	--	102	--	--	--	--	77	17	114	0	56
FONTANELLE	MP-1155	249	195	269	222	238	102	105	115	78	17	77	18	114	1	58
NC+	5411	266	--	--	--	--	109	--	--	--	--	77	18	118	0	56

(continued)

TABLE 21. Thomas Co. Irrigated Corn Performance Test, 1999-2001.

BRAND	NAME	ACRE YIELD, BUSHEL					YIELD AS % OF TEST AVERAGE			2000-2001		2001				
		2001	2000	1999	2-Yr.	3-Yr.	2001	2000	1999	Days to Silk	Grain to Moist. %	Days to Silk	Grain to Moist. %	Final Stand %	Ldg %	Test Wt. lb/bu
					AVG.	AVG.										
OTTILIE	5454	230	--	--	--	--	94	--	--	--	--	77	18	105	0	56
TRIUMPH	1416	244	--	--	--	--	99	--	--	--	--	77	18	114	0	56
GOLDEN HARVEST	H-9533Bt	251	--	--	--	--	102	--	--	--	--	77	19	118	0	56
MIDLAND	7B17	256	--	--	--	--	104	--	--	--	--	77	19	117	0	56
MATURITY CHECK	MID - H2530	249	193	215	221	219	101	104	92	78	12	78	15	117	0	57
DEKALB	DKC61-11	267	--	--	--	--	109	--	--	--	--	78	17	105	0	58
LG SEEDS	LG2587	227	--	--	--	--	93	--	--	--	--	78	17	113	0	59
MYCOGEN	7474	228	--	--	--	--	93	--	--	--	--	78	17	116	1	59
FONTANELLE	5721	234	--	--	--	--	95	--	--	--	--	78	19	108	0	57
MATURITY CHECK	FULL - P3162	245	181	216	213	214	100	98	92	78	20	78	19	113	0	57
PREMIUM	P265	251	--	--	--	--	102	--	--	--	--	78	19	110	0	55
KAYSTAR	X1151	243	--	--	--	--	99	--	--	--	--	78	20	112	0	56
PIONEER	32R42	269	209	--	239	--	110	113	--	79	21	78	20	119	0	56
PIONEER	33R77	274	--	--	--	--	112	--	--	--	--	79	18	112	0	55
CROPLAN GEN.	818	269	202	--	236	--	110	109	--	79	20	79	19	115	0	55
HPH	KS3161	263	--	--	--	--	107	--	--	--	--	80	20	109	0	53
FRONTIER	F3250	252	--	--	--	--	103	--	--	--	--	81	20	112	0	57
MIDLAND	798	257	193	254	225	235	105	104	108	82	19	81	20	113	0	57
KAYSTAR	KX - 915	268	--	--	--	--	109	--	--	--	--	82	19	117	0	57
TRIUMPH	1866Bt	251	206	243	229	233	102	111	104	82	18	82	19	112	1	57
MATURITY CHECK	FULL - M798	255	--	--	--	--	104	--	--	--	--	83	20	112	0	57
	AVERAGES	246	185	234	215	222	246	185	234	77	16	77	17	113	0	57
	CV (%)	5	10	6	--	--	5	10	6	--	--	1	3	5	437	1
	LSD (0.05)**	19	21	17	--	--	8	11	7	--	--	1	1	9	NS	1

** Unless two varieties differ by more than the LSD, little confidence can be placed in one being superior to the other.

WEST CENTRAL KANSAS STANDARD CORN TEST, IRRIGATED

TARGET POPULATION: 30,000 plants/acre, 7.0 in. spacing
FINAL STAND (% of target): 112
SILK DATES: 7/19/01 - 7/26/01
YIELD: Avg. (bu/a): 213 Range (bu/a): 170 - 239
LSD (bu/a): 23 CV (%): 8

COUNTY: GREELEY

LOCATION: Southwest Research-Extension Center, Tribune

TEST SITE: Ulysses silt loam

2000 CROP: Sorghum

1999 CROP: Sorghum

FERTILIZER (lbs/acre): 166 N 20 P₂O₅ 0 K₂O

PLANTING DATE: 5/10/01

HARVEST DATE: 10/3/01

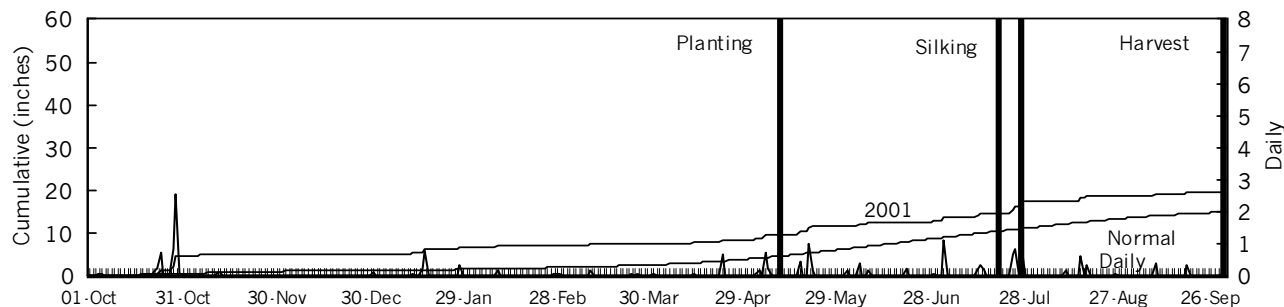
COOPERATORS: Alan Schlegel, agronomist; Michele Sells, agricultural technician

CORN BORERS: (susc. hybrid)	Infestation (% plants)		Tunnels (in./plant)	Sample date
	ECB	SWCB		
	20	0	0.4	10/2/01

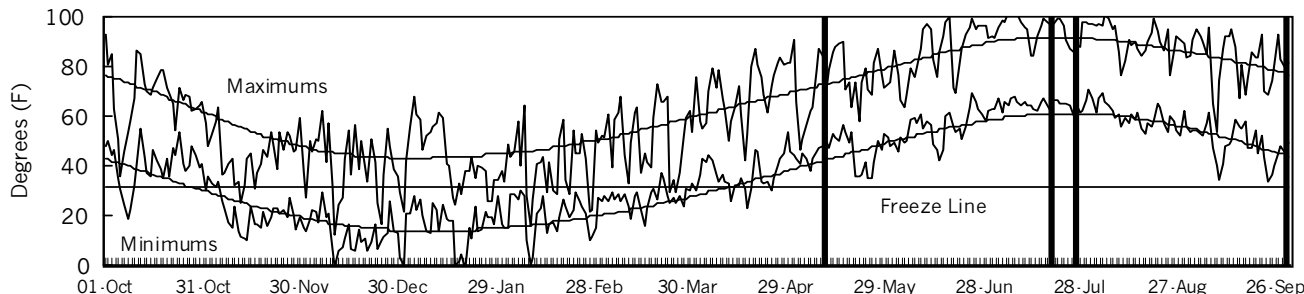
2001 GROWING CONDITIONS:

Spring weather favored establishment and early growth. Hot July temperatures caused some stress. Adequate irrigation resulted in excellent yields.

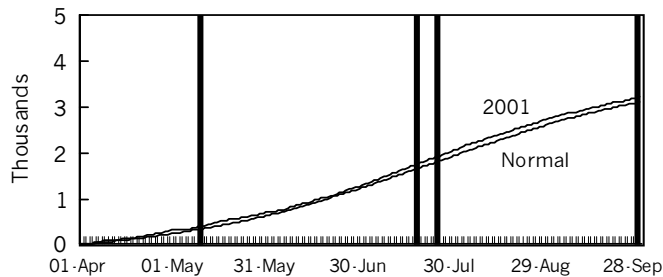
PRECIPITATION



DAILY TEMPERATURES



GROWING DEGREE DAYS



GROWING-SEASON WEATHER SUMMARY

Month	Precipitation		Average Temp.		GDD	
	2001	Normal	2001	Normal	2001	Normal
April	0.8	1.4	54	49	304	237
May	3.1	2.3	60	60	377	376
June	1.2	2.6	71	70	570	611
July	4.5	2.5	80	76	789	745
August	1.3	2.2	75	74	697	671
Sept.	0.8	1.3	66	66	483	497
Season Totals	11.8	12.3	68	66	3220	3135

TABLE 22. Greeley Co. Irrigated Corn Performance Test, 1998-2001.

BRAND	NAME	ACRE YIELD, BUSHEL					YIELD AS % OF TEST AVERAGE			2000-2001		2001				
		2001	2000	1998	2-Yr. AVG.	3-Yr. AVG.	2001	2000	1998	Days to Silk	Grain Moist. %	Days to Silk	Grain Moist. %	Final Stand %	Ldg %	Test Wt. lb/bu
HPH	KS51R31	183	--	--	--	--	86	--	--	--	--	70	23	110	2	52
MATURITY CHECK	SHORT - C4111	175	113	209	144	166	82	102	90	83	16	71	19	116	0	55
ASGROW	RX592RR	200	--	--	--	--	94	--	--	--	--	71	22	114	1	53
LG SEEDS	LG2585	227	--	--	--	--	107	--	--	--	--	71	25	107	2	51
PIONEER	34D34	182	--	--	--	--	85	--	--	--	--	71	25	99	0	53
MATURITY CHECK	SHORT - G8590	210	113	--	161	--	99	102	--	84	19	72	22	108	0	54
ASGROW	RX730RR/YG	217	--	--	--	--	102	--	--	--	--	72	23	113	0	53
NK	N67-T4	222	--	--	--	--	104	--	--	--	--	72	23	117	0	53
AGRIPRO	9570Bt	239	118	--	179	--	112	106	--	84	20	72	24	113	1	52
DEKALB	DKC60-15	209	--	--	--	--	98	--	--	--	--	72	24	113	1	52
OTILIE	5267Bt	234	129	--	182	--	110	116	--	84	21	72	24	117	0	53
FONTANELLE	5591	226	--	--	--	--	106	--	--	--	--	72	25	124	0	52
NC+	4990B	217	--	--	--	--	102	--	--	--	--	72	25	116	0	52
TRIUMPH	1120BtRR	233	--	--	--	--	109	--	--	--	--	72	25	106	0	52
CROPLAN GEN.	743	206	--	--	--	--	97	--	--	--	--	72	26	116	0	51
GOLDEN HARVEST	H-9216	219	--	--	--	--	103	--	--	--	--	72	26	102	1	54
HPH	KS51R39Y	211	--	--	--	--	99	--	--	--	--	72	26	114	0	50
GOLDEN HARVEST	H-9164Bt	229	--	--	--	--	107	--	--	--	--	72	27	112	1	50
MATURITY CHECK	MID - H2649	204	100	--	152	--	96	90	--	85	23	72	27	108	0	51
MYCOGEN	2833	226	139	--	183	--	106	126	--	84	23	72	27	122	2	51
DEKALB	DK551BtY	228	138	--	183	--	107	125	--	85	18	73	20	114	0	53
CROPLAN GEN.	641Bt	218	--	--	--	--	103	--	--	--	--	73	22	112	0	53
FONTANELLE	HC-7638Bt	227	--	--	--	--	107	--	--	--	--	73	23	118	0	52
LG SEEDS	LG2606	239	--	--	--	--	112	--	--	--	--	73	26	118	0	50
MIDLAND	7B15	227	144	--	186	--	107	130	--	85	21	73	26	112	0	50
STINE	9614Bt	230	--	--	--	--	108	--	--	--	--	73	27	118	0	52
DEKALB	DKC63-03	223	--	--	--	--	105	--	--	--	--	73	28	116	0	51
MATURITY CHECK	FULL - P3162	189	107	233	148	176	89	96	101	86	27	73	31	104	1	53
MIDLAND	7B17	205	--	--	--	--	97	--	--	--	--	73	32	114	1	51
NC+	6871B	224	--	--	--	--	105	--	--	--	--	73	33	117	0	51
FONTANELLE	5301	209	111	--	160	--	98	100	--	86	20	74	24	112	1	51
NK	N72-J5	236	--	--	--	--	111	--	--	--	--	74	25	118	1	51
KAYSTAR	KX - 898	215	--	--	--	--	101	--	--	--	--	74	26	113	1	50
OTILIE	5177RRBt	211	116	--	163	--	99	105	--	86	22	74	26	114	0	51
LG SEEDS	LG2587	200	--	218	--	--	94	--	94	--	--	74	27	107	1	52
DEKALB	DKC61-11	234	--	--	--	--	110	--	--	--	--	74	28	101	0	50
FRONTIER	F3250	216	--	--	--	--	101	--	--	--	--	74	28	114	1	51
MATURITY CHECK	MID - H2530	202	116	223	159	181	95	105	96	86	23	74	28	116	1	51
MYCOGEN	7474	195	--	--	--	--	92	--	--	--	--	74	28	107	0	52
NC+	5588B	223	--	--	--	--	105	--	--	--	--	74	28	116	0	50
PIONEER	33B51	209	113	--	161	--	98	102	--	85	24	74	28	114	0	52
GOLDEN HARVEST	H-9533Bt	201	--	--	--	--	94	--	--	--	--	74	30	118	0	51
OTILIE	5454	201	--	--	--	--	95	--	--	--	--	74	30	121	0	50
KAYSTAR	X1151	191	--	--	--	--	90	--	--	--	--	74	33	106	0	51
OTILIE	5155	189	--	--	--	--	89	--	--	--	--	75	25	110	1	51
KAYSTAR	X1181	214	--	--	--	--	101	--	--	--	--	75	29	114	1	51
HPH	KS3161	221	--	--	--	--	104	--	--	--	--	75	30	100	0	49
FONTANELLE	5721	206	--	--	--	--	97	--	--	--	--	75	31	110	1	52
CROPLAN GEN.	818	226	128	--	177	--	106	116	--	88	28	76	30	111	0	51
PIONEER	33R77	227	--	--	--	--	107	--	--	--	--	76	30	111	0	50
MIDLAND	798	189	99	229	144	172	89	89	99	88	28	76	31	88	0	52
KAYSTAR	KX - 915	209	--	--	--	--	98	--	--	--	--	77	32	111	0	52
MATURITY CHECK	FULL - M798	215	--	--	--	--	101	--	--	--	--	77	32	113	1	53
	AVERAGES	213	111	232	162	185	213	111	232	85	23	73	27	112	0	52
	CV (%)	8	15	8	--	--	8	15	8	--	--	2	5	8	264	2
	LSD (0.05)**	23	19	24	--	--	11	17	10	--	--	2	2	13	NS	1

** Unless two varieties differ by more than the LSD, little confidence can be placed in one being superior to the other.

SOUTHWESTERN KANSAS STANDARD CORN TEST, IRRIGATED

TARGET POPULATION: 30,000 plants/acre, 7.0 in. spacing

FINAL STAND (% of target): 91

SILK DATES: 7/12/01 - 7/19/01

YIELD: Avg. (bu/a): 192 **Range (bu/a):** 124 - 227

LSD (bu/a): 19 **CV (%):** 7

COUNTY: FINNEY

LOCATION: Southwest Research-Extension Center, Garden City

TEST SITE: Keith silt loam

2000 CROP: Soybean

1999 CROP: Corn

FERTILIZER (lbs/acre): 180 N 0 P₂O₅ 0 K₂O

PLANTING DATE: 5/1/01

HARVEST DATE: 10/11/01

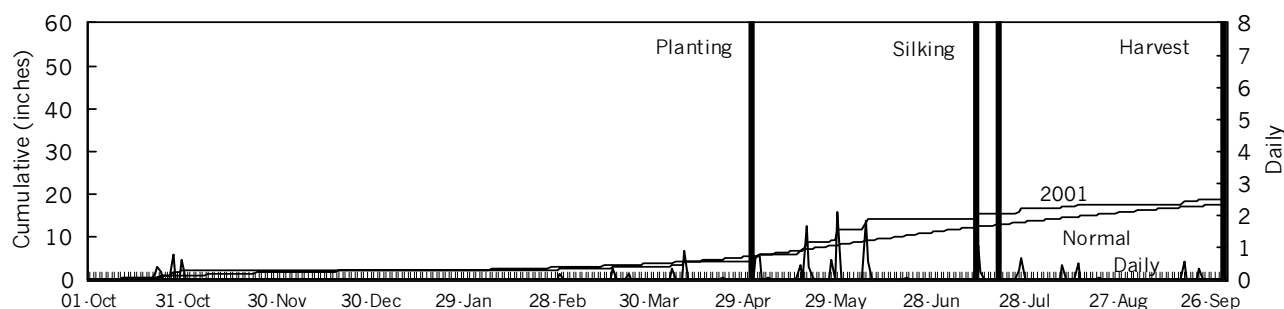
COOPERATORS: Merle Witt, agronomist

CORN BORERS: (susc. hybrid)	Infestation (% plants)		Tunnels (in./plant)	Sample date
	ECB	SWCB		
	30	40	4.4	9/27/01

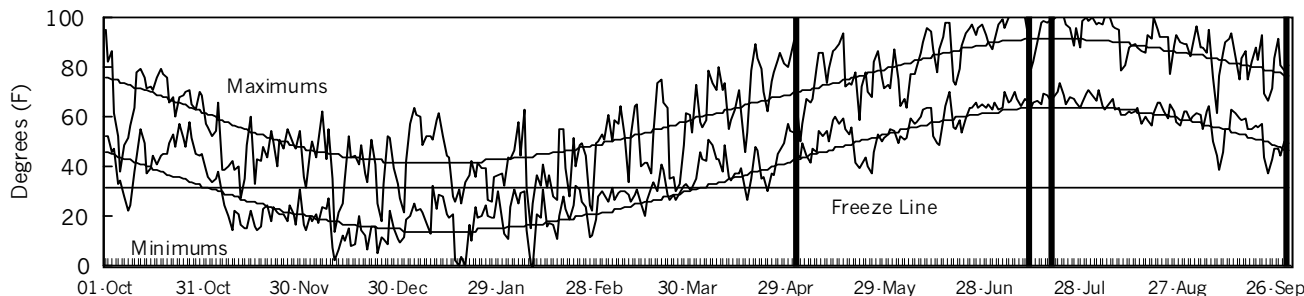
2001 GROWING CONDITIONS:

A wet, cool spring was followed by a hot, dry summer. Southwestern corn borer burrowing caused some lodging, but it was not severe. No insecticide was applied. Maize dwarf mosaic may have been present, but it was not confirmed.

PRECIPITATION



DAILY TEMPERATURES



GROWING-SEASON WEATHER SUMMARY

Month	Precipitation		Average Temp.		GDD	
	2001	Normal	2001	Normal	2001	Normal
April	1.4	1.7	56	51	326	229
May	7.2	2.8	63	62	426	386
June	2.6	3.0	72	72	608	666
July	2.4	2.5	82	78	821	794
August	1.1	2.1	77	75	744	718
Sept.	1.0	1.6	68	67	549	522
Season Totals	15.6	13.8	70	67	3475	3314

GROWING DEGREE DAYS

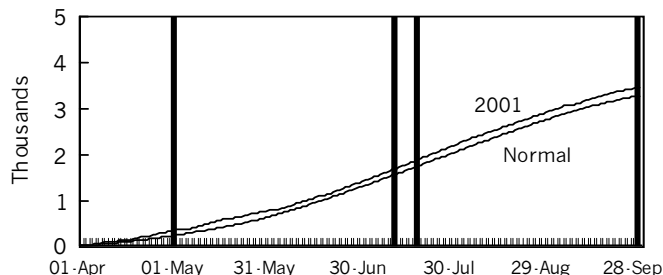


TABLE 23. Finney Co. Irrigated Corn Performance Test, 1999-2001.

BRAND	NAME	ACRE YIELD, BUSHEL					YIELD AS % OF TEST AVERAGE			2000-2001		2001				
		2001	2000	1999	2-Yr.	3-Yr.	2001	2000	1999	Days to Silk	Grain to Moist. %	Days to Silk	Grain to Moist. %	Final Stand %	Ldg %	Test Wt. lb/bu
					AVG.	AVG.										
GOLDEN HARVEST	H-9164Bt	205	--	--	--	--	107	--	--	--	--	72	11	96	22	56
HPH	KS51R31	163	--	--	--	--	85	--	--	--	--	72	11	95	2	57
MATURITY CHECK	SHORT - C4111	124	132	118	128	125	64	68	64	73	11	72	11	101	13	58
AGRIPRO	9570Bt	202	202	--	202	--	105	104	--	73	14	72	12	90	1	58
DEKALB	DKC60-15	171	--	--	--	--	89	--	--	--	--	72	12	85	8	58
OTILIE	5177RRBt	169	171	--	170	--	88	88	--	73	14	72	12	79	3	57
OTILIE	5267Bt	209	189	--	199	--	109	97	--	74	14	72	12	96	2	58
NK	N67-T4	199	187	--	193	--	104	96	--	73	15	72	14	101	0	58
CROPLAN GEN.	641Bt	196	--	--	--	--	102	--	--	--	--	73	12	94	2	58
FONTANELLE	5591	187	--	--	--	--	98	--	--	--	--	73	12	99	4	58
GOLDEN HARVEST	H-9216	189	--	--	--	--	99	--	--	--	--	73	12	99	4	58
HPH	KS51R39Y	185	--	--	--	--	96	--	--	--	--	73	12	88	1	57
KAYSTAR	KX - 898	194	--	--	--	--	101	--	--	--	--	73	12	93	8	58
MIDLAND	7B15	196	200	--	198	--	102	103	--	74	14	73	12	88	8	58
NC+	4990B	202	--	--	--	--	105	--	--	--	--	73	12	98	3	58
ASGROW	RX730RR/YG	196	--	--	--	--	102	--	--	--	--	73	13	93	6	58
NC+	5588B	220	200	--	210	--	115	103	--	75	15	73	13	94	5	56
FONTANELLE	MP-1155	199	207	--	203	--	104	106	--	75	13	74	11	100	4	59
MATURITY CHECK	SHORT - G8590	154	183	--	168	--	80	94	--	74	12	74	11	82	5	58
TRIUMPH	1120BtRR	184	--	--	--	--	96	--	--	--	--	74	11	89	2	57
CROPLAN GEN.	743	179	--	--	--	--	93	--	--	--	--	74	12	90	5	57
DEKALB	DKC63-03	194	--	--	--	--	101	--	--	--	--	74	12	100	8	59
GOLDEN HARVEST	H-9533Bt	203	--	--	--	--	106	--	--	--	--	74	12	100	3	58
MIDWEST SEED	G8066B	197	--	--	--	--	103	--	--	--	--	74	12	82	0	58
NK	N72-J5	201	--	--	--	--	105	--	--	--	--	74	12	91	8	58
GARST	8363Bt	210	211	--	211	--	110	109	--	75	16	74	13	98	0	59
MIDLAND	7B17	204	--	--	--	--	106	--	--	--	--	74	13	96	6	57
OTILIE	5454	169	--	--	--	--	88	--	--	--	--	74	13	83	3	58
PIONEER	33B51	194	--	--	--	--	101	--	--	--	--	74	13	90	2	59
NK	N79-L3	191	203	177	197	191	100	105	96	75	15	74	14	97	2	61
MATURITY CHECK	MID - H2530	198	176	177	187	184	103	91	96	76	12	75	11	89	9	57
OTILIE	5155	197	--	--	--	--	103	--	--	--	--	75	11	98	13	58
GARST/AGRIPRO	8301	175	--	--	--	--	91	--	--	--	--	75	12	79	7	57
TRIUMPH	1514ABt	186	--	--	--	--	97	--	--	--	--	75	12	87	1	58
AGRIPRO	9689Bt	205	199	--	202	--	107	102	--	75	15	75	13	101	1	60
KAYSTAR	X1151	182	--	--	--	--	95	--	--	--	--	75	13	88	3	59
MATURITY CHECK	FULL - P3162	182	185	204	184	190	95	95	111	75	15	75	13	86	3	59
STINE	9614Bt	196	--	--	--	--	102	--	--	--	--	75	13	89	1	58
MYCOGEN	7821BT	223	--	--	--	--	116	--	--	--	--	75	14	105	2	60
NC+	6871B	217	--	--	--	--	113	--	--	--	--	75	14	91	1	58
DEKALB	DKC61-11	180	--	--	--	--	94	--	--	--	--	76	11	88	2	59
KAYSTAR	X1181	187	--	--	--	--	98	--	--	--	--	76	12	90	9	58

(continued)

TABLE 23. Finney Co. Irrigated Corn Performance Test, 1999-2001.

BRAND	NAME	ACRE YIELD, BUSHEL					YIELD AS % OF TEST AVERAGE			2000-2001		2001				
		2001	2000	1999	2-Yr.	3-Yr.	2001	2000	1999	Days to Silk	Grain to Moist. %	Days to Silk	Grain Moist. %	Final Stand %	Ldg %	Test Wt. lb/bu
					AVG.	AVG.										
MATURITY CHECK	MID - H2649	194	175	--	185	--	101	90	--	76	13	76	12	98	3	58
CROPLAN GEN.	818	208	216	--	212	--	108	111	--	77	15	76	13	95	8	58
FONTANELLE	5721	190	--	--	--	--	99	--	--	--	--	76	13	96	12	57
FONTANELLE	5786	184	197	214	191	199	96	101	116	77	14	76	13	94	12	57
FRONTIER	F3250	197	--	--	--	--	103	--	--	--	--	76	13	85	3	60
GARST	8288	186	--	--	--	--	97	--	--	--	--	76	13	94	17	58
LG SEEDS	LG2699CL	176	--	--	--	--	92	--	--	--	--	76	13	74	4	59
MIDWEST SEED	G8552B	195	--	--	--	--	102	--	--	--	--	76	13	80	2	58
ASGROW	RX889YG	187	--	--	--	--	97	--	--	--	--	76	14	68	1	59
PIONEER	31A13	210	227	--	219	--	110	117	--	77	15	76	14	94	0	59
PIONEER	32R42	177	211	--	194	--	92	109	--	77	14	77	12	86	12	59
HPH	KS3161	181	--	--	--	--	94	--	--	--	--	77	13	82	8	56
PIONEER	33R77	203	--	--	--	--	106	--	--	--	--	77	13	86	3	57
NK	N83-Z8	216	210	--	213	--	113	108	--	78	16	77	14	84	3	60
KAYSTAR	KX - 915	227	--	--	--	--	118	--	--	--	--	78	13	99	2	60
MATURITY CHECK	FULL - M798	186	--	--	--	--	97	--	--	--	--	78	13	76	4	59
MIDLAND	798	189	212	201	200	201	99	109	109	79	15	78	13	74	2	60
TRIUMPH	1866Bt	203	204	202	204	203	106	105	110	79	15	78	13	82	2	60
MYCOGEN	2888IMI	206	205	200	206	204	107	106	109	78	16	78	14	92	6	59
	AVERAGES	192	194	184	193	190	192	194	184	76	14	75	12	91	5	58
	CV (%)	7	8	9	--	--	7	8	9	--	--	1	9	7	151	1
	LSD (0.05)**	19	18	19	--	--	10	9	10	--	--	1	2	9	10	1

** Unless two varieties differ by more than the LSD, little confidence can be placed in one being superior to the other.

**TABLE 24. CENTRAL/WEST Kansas IRRIGATED corn hybrid yield summary
(% of test average), 2001.**

BRAND/NAME	MCI ¹	STI	THI	GRI	FNI	AVG.	BRAND/NAME	MCI ¹	STI	THI	GRI	FNI	AVG.
AGRIPRO							GOLDEN HARVEST						
9570Bt	--	--	--	112	105	--	H-9164Bt	97	123	103	107	107	107
9689Bt	--	--	--	--	107	--	H-9216	99	96	101	103	99	100
ASGROW							HAWKEYE						
RX592RR	--	--	95	94	--	--	SX57	--	--	102	--	--	--
RX730RR/YG	--	--	94	102	102	--	SX70	--	--	112	--	--	--
RX730YG	103	110	--	--	--	--	HOEGEMEYER						
RX740	102	80	--	--	--	--	2679	--	86	--	--	--	--
RX889YG	91	120	--	--	97	--	HBt821	--	89	--	--	--	--
CROPLAN GEN.							HPH						
641Bt	--	--	101	103	102	--	KS3161	--	--	107	104	94	--
661	100	102	--	--	--	--	KS51R31	--	--	88	86	85	--
743	102	98	91	97	93	96	KS51R39Y	--	--	99	99	96	--
818	109	94	110	106	108	105	KAYSTAR						
DEKALB							LG SEEDS						
DK551BtY	--	--	95	107	--	--	LG2585	--	--	98	107	--	--
DKC60-15	95	95	94	98	89	94	LG2587	--	--	93	94	--	--
DKC61-11	97	116	109	110	94	105	LG2606	--	--	105	112	--	--
DKC63-03	97	83	91	105	101	95	LG2699CL	--	--	--	--	92	--
FONTANELLE							MIDLAND						
5301	--	--	97	98	--	--	786	100	--	--	--	--	--
5591	--	--	102	106	98	--	798	95	--	105	89	99	--
5721	--	--	95	97	99	--	7A04Bt	108	--	--	--	--	--
5786	--	--	--	--	96	--	7A25Bt	99	--	--	--	--	--
HC-7638Bt	--	--	--	107	--	--	7A28	102	--	--	--	--	--
MP-1155	--	--	102	--	104	--	7B15	105	106	115	107	102	107
FRONTIER							MIDWEST SEED						
F3175	102	91	--	--	--	--	G8066B	--	126	--	--	103	--
F3250	99	91	103	101	103	99	G8552B	--	109	--	--	102	--
GARST													
8288	--	--	--	--	97	--							
8363Bt	95	99	--	--	110	--							
GARST/AGRIPRO													
8301	106	92	--	--	91	--							

(continued)

¹ MCI = McPherson Co., Inman

STI = Stafford Co., St. John

THI = Thomas Co., Colby

GRI = Greeley Co., Tribune

FNI = Finney Co., Garden City

**TABLE 24. CENTRAL/WEST Kansas IRRIGATED corn hybrid yield summary
(% of test average), 2001.**

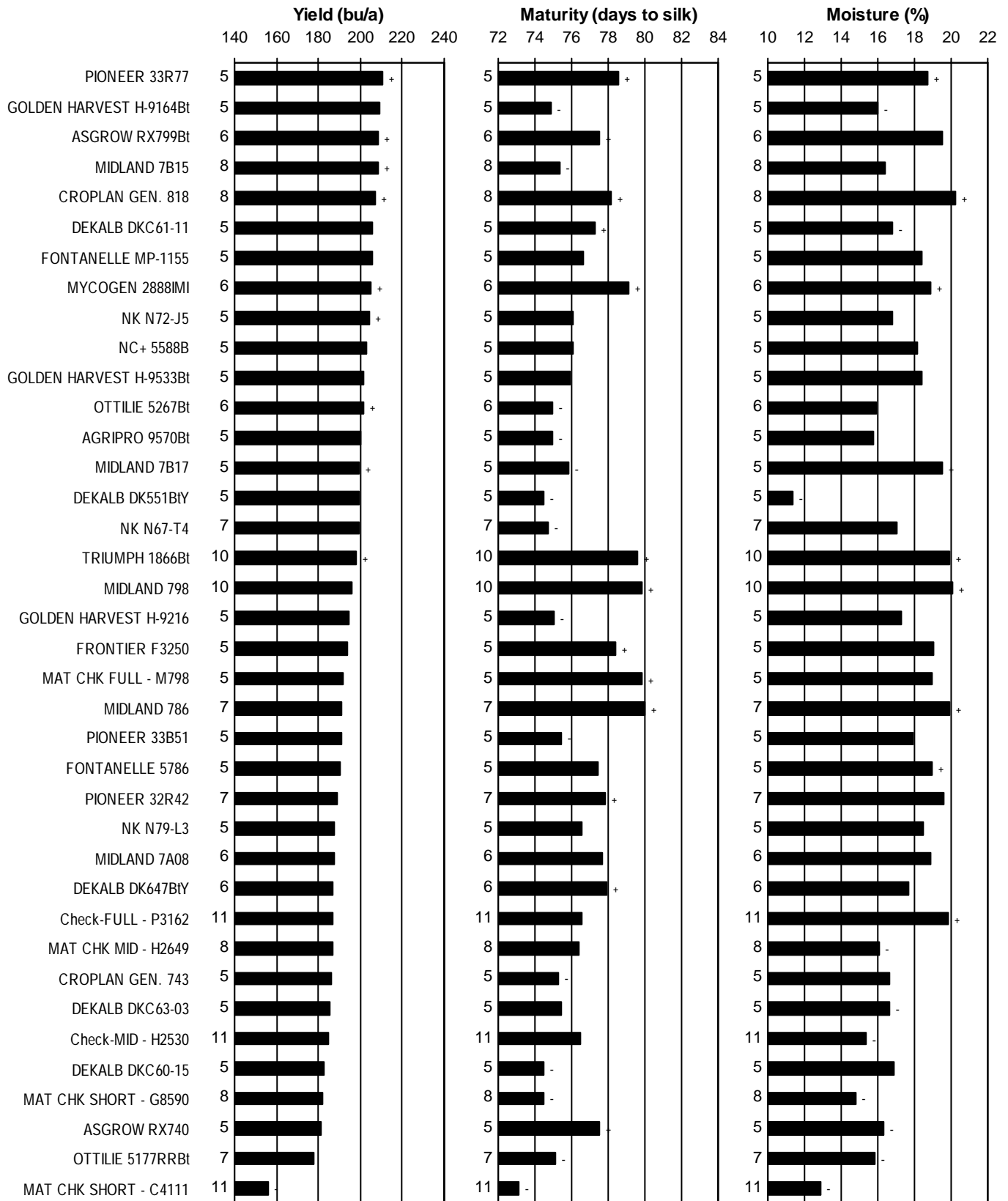
BRAND/NAME	MCI ¹	STI	THI	GRI	FNI	AVG.	BRAND/NAME	MCI ¹	STI	THI	GRI	FNI	AVG.
MYCOGEN							TRIUMPH						
2833	--	--	100	106	--	--	1120BtRR	--	--	101	109	96	--
2888IMI	100	115	--	--	107	--	1416	--	--	99	--	--	--
6920BT	94	123	--	--	--	--	1514ABt	--	--	--	--	97	--
7474	--	--	93	92	--	--	1866Bt	95	104	102	--	106	--
7821BT	102	119	--	--	116	--	US SEEDS						
NC+							US C1119RR	--	--	97	--	--	--
4990B	--	--	99	102	105	--	US C1119RR/Bt	--	--	97	--	--	--
5051	--	--	102	--	--	--	US C1139RR	--	--	93	--	--	--
5411	--	--	109	--	--	--	US E1111ND	--	--	86	--	--	--
5588B	--	--	--	105	115	--	US E1122RR/Bt	--	--	95	--	--	--
5790B	104	111	--	--	--	--	WILSON						
5878B	--	92	--	--	--	--	1475PT	--	--	102	--	--	--
6871B	104	117	--	105	113	--	1563	--	--	102	--	--	--
NK							MATURITY CHECK						
N67-T4	106	118	94	104	104	105	FULL - M798	95	94	104	101	97	98
N72-J5	109	90	106	111	105	104	FULL - P3162	95	94	100	89	95	94
N79-L3	91	--	--	--	100	--	MID - H2530	102	80	101	95	103	96
N83-Z8	94	--	--	--	113	--	MID - H2649	98	87	101	96	101	97
OTILIE							SHORT - C4111	88	82	88	82	64	81
5155	--	--	97	89	103	--	SHORT - G8590	93	100	96	99	80	94
5177RRBt	--	--	100	99	88	--	AVERAGES (bu/a) 180 188 246 213 192 204						
5267Bt	--	--	101	110	109	--	CV (%)	6	8	5	8	7	--
5454	--	--	94	95	88	--	LSD (0.05)**	9	11	8	11	10	--
PIONEER							<hr/>						
31A13	--	112	--	--	110	--	WILSON						
32M38	107	--	--	--	--	--	1475PT	--	--	102	--	--	--
32R42	99	81	110	--	92	--	1563	--	--	102	--	--	--
33A72	110	87	--	--	--	--	MATURITY CHECK						
33B51	--	--	100	98	101	--	FULL - M798	95	94	104	101	97	98
33R77	110	104	112	107	106	108	FULL - P3162	95	94	100	89	95	94
34D34	--	--	--	85	--	--	MID - H2530	102	80	101	95	103	96
PREMIUM							MID - H2649	98	87	101	96	101	97
P265	--	--	102	--	--	--	SHORT - C4111	88	82	88	82	64	81
STINE							SHORT - G8590	93	100	96	99	80	94
9614Bt	--	--	90	108	102	--	<hr/>						

¹ MCI = McPherson Co., Inman
GRI = Greeley Co., Tribune

STI = Stafford Co., St. John
FNI = Finney Co., Garden City

THI = Thomas Co., Colby

FIGURE 9. CENTRAL/WEST Kansas IRRIGATED corn hybrid standardized performance summary, 1999-2001.



Values beside bars indicate the number of comparisons with checks. Symbols (+,-) indicate if statistically higher or lower than mean of checks.

EAST CENTRAL KANSAS SHORT-SEASON CORN TEST

TARGET POPULATION: 22,000 plants/acre, 9.5 in. spacing

FINAL STAND (% of target): 109

SILK DATES: 6/28/01 - 7/5/01

YIELD: Avg. (bu/a): 90 **Range (bu/a):** 74 - 112

LSD (bu/a): 12 **CV (%):** 9

COUNTY: FRANKLIN

LOCATION: East Central Kansas Experiment Field, Ottawa

TEST SITE: Woodson silt loam

2000 CROP: Soybean

1999 CROP: Corn

FERTILIZER (lbs/acre): 111 N 35 P₂O₅ 0 K₂O

PLANTING DATE: 4/24/01

HARVEST DATE: 9/11/01

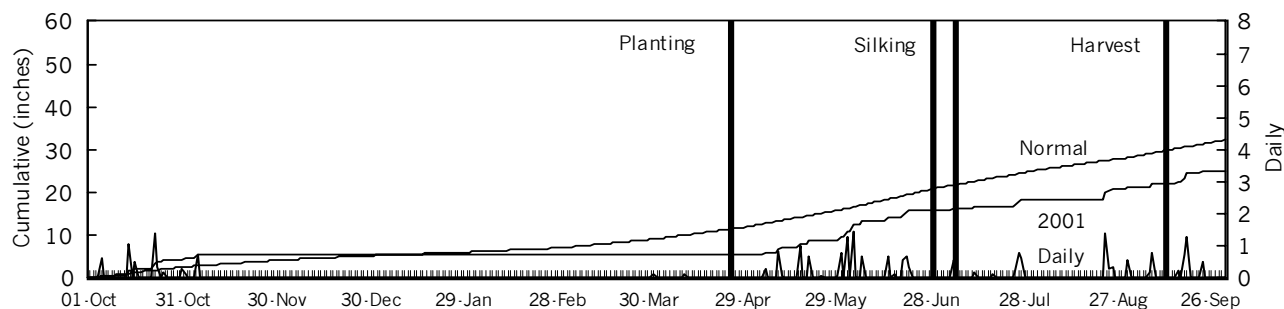
COOPERATORS: Keith Janssen, agronomist; Jim Kimball, technician

CORN BORERS: (susc. hybrid)	Infestation (% plants)		Tunnels (in./plant)	Sample date
	ECB	SWCB		
	--	--	--	--

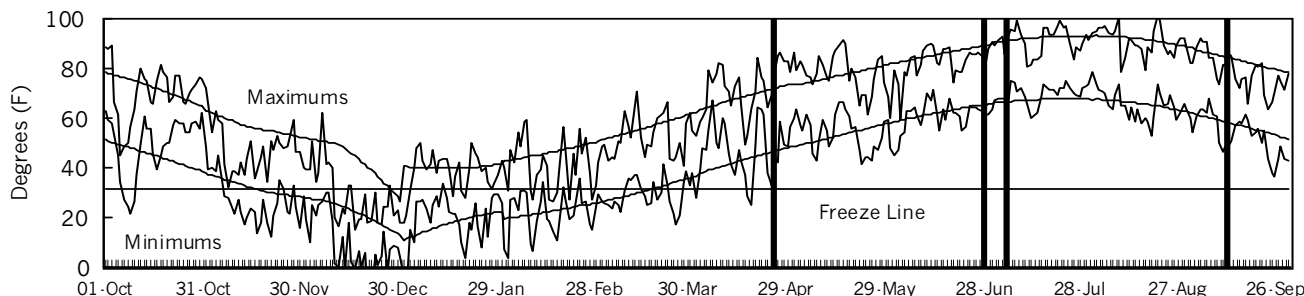
2001 GROWING CONDITIONS:

Excellent planting conditions resulted in good stands for all entries. Early growth was good, but dry conditions in late June and July limited yields. Lodging was minimal.

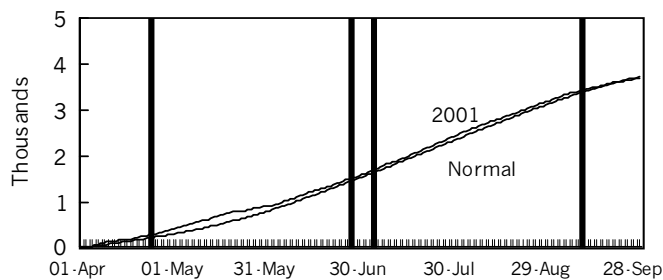
PRECIPITATION



DAILY TEMPERATURES



GROWING DEGREE DAYS



GROWING-SEASON WEATHER SUMMARY

Month	Precipitation		Average Temp.		GDD	
	2001	Normal	2001	Normal	2001	Normal
April	0.2	3.0	60	56	380	295
May	4.1	4.1	66	66	515	477
June	6.0	5.1	72	75	652	744
July	2.7	4.0	81	80	858	858
August	2.8	3.1	78	79	788	777
Sept.	3.8	4.0	66	70	504	606
Season Totals	19.5	23.2	71	71	3698	3756

TABLE 25. Franklin Co. Short-Season Corn Performance Test, 1998-2001.

BRAND	NAME	ACRE YIELD, BUSHEL					YIELD AS % OF TEST AVERAGE			2000-2001		2001				
		2001	2000	1998	2-Yr.	3-Yr.	2001	2000	1998	Days to Silk	Grain to Moist. %	Days to Silk	Grain to Moist. %	Final Stand %	Ldg %	Test Wt. lb/bu
					AVG.	AVG.										
HOEGEMEYER	HBt619	90	--	--	--	--	100	--	--	--	--	65	11	102	0	54
MATURITY CHECK	SHORT - C4111	74	89	102	82	89	82	95	88	72	10	66	11	115	0	52
US SEEDS	US E1042	82	--	--	--	--	91	--	--	--	--	66	11	101	0	52
MYCOGEN	2799IMI	104	117	--	110	--	115	124	--	73	11	66	12	114	0	55
MYCOGEN	5330CL	86	--	--	--	--	95	--	--	--	--	66	12	122	2	55
PIONEER	35P12	103	108	--	106	--	115	115	--	71	11	66	12	118	0	54
CROPLAN GEN.	543Bt	87	--	--	--	--	96	--	--	--	--	67	11	110	0	54
FRONTIER	F3025	89	--	--	--	--	99	--	--	--	--	67	11	103	0	54
NK	N58-D1	87	108	--	98	--	96	115	--	72	11	67	12	103	0	57
PIONEER	34K77	91	114	--	102	--	101	121	--	73	11	67	12	111	0	56
MATURITY CHECK	SHORT - G8590	81	93	--	87	--	89	99	--	74	11	68	12	104	0	55
NK	N67-T4	96	--	--	--	--	106	--	--	--	--	68	12	112	0	56
PIONEER	34M94	112	--	--	--	--	124	--	--	--	--	68	12	108	0	56
GARST	8543Bt/IT	87	95	--	91	--	97	100	--	74	11	68	13	110	0	55
HOEGEMEYER	2649	95	89	--	92	--	106	94	--	75	11	69	12	106	0	55
MATURITY CHECK	MID - H2530	89	91	120	90	100	98	97	103	75	11	69	12	105	0	54
MATURITY CHECK	MID - H2649	107	102	--	104	--	118	108	--	75	11	69	12	109	0	54
TRIUMPH	1141Bt	77	103	--	90	--	85	109	--	74	12	69	13	117	0	56
MATURITY CHECK	FULL - P3162	82	101	134	91	105	91	106	116	76	12	70	13	111	0	57
MATURITY CHECK	FULL - M798	100	--	--	--	--	111	--	--	--	--	72	15	101	1	57
	AVERAGES	90	94	116	92	100	90	94	116	74	11	68	12	109	0	55
	CV (%)	9	11	9	--	--	9	11	9	--	--	1	3	9	454	1
	LSD (0.05)**	12	12	12	--	--	13	13	11	--	--	1	0	NS	NS	1

** Unless two varieties differ by more than the LSD, little confidence can be placed in one being superior to the other.

SOUTHEASTERN KANSAS SHORT-SEASON CORN TEST

TARGET POPULATION: 22,000 plants/acre, 9.5 in. spacing

FINAL STAND (% of target): 109

SILK DATES: 6/14/01 - 6/20/01

YIELD: Avg. (bu/a): 152 **Range (bu/a):** 123 - 173

LSD (bu/a): 13 **CV (%):** 6

COUNTY: CRAWFORD

LOCATION: Four-State Farm Show, Pittsburg

TEST SITE: Parsons silt loam

2000 CROP: Soybean

1999 CROP: Corn

FERTILIZER (lbs/acre): 140 N 70 P₂O₅ 70 K₂O

PLANTING DATE: 3/27/01

HARVEST DATE: 8/17/01

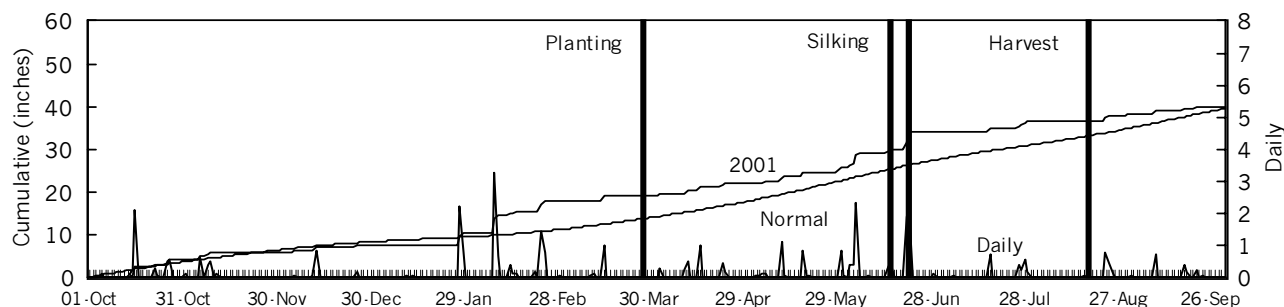
COOPERATORS: James Long, agronomist

CORN BORERS: (susc. hybrid)	Infestation (% plants)		Tunnels (in./plant)	Sample date
	ECB	SWCB		
	25	0	0.7	8/16/01

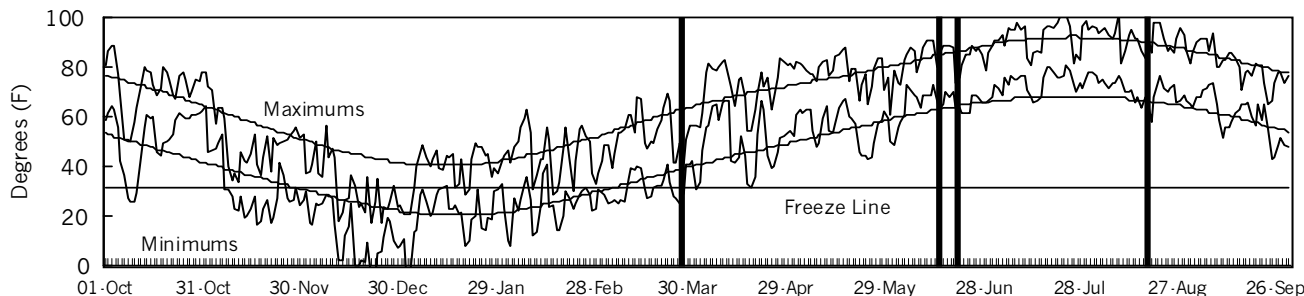
2001 GROWING CONDITIONS:

Excellent soil moisture and soil condition at planting resulted in good stands. Generally cool spring temperatures combined with adequate rainfall got the test off to a good start. However, after the second week in July drought conditions prevailed.

PRECIPITATION



DAILY TEMPERATURES



GROWING-SEASON WEATHER SUMMARY

Month	Precipitation		Average Temp.		GDD	
	2001	Normal	2001	Normal	2001	Normal
April	2.8	3.8	61	57	414	300
May	3.8	4.8	67	66	547	476
June	8.3	4.9	75	74	731	744
July	2.4	3.5	83	80	925	861
August	1.7	3.7	81	78	874	788
Sept.	1.7	4.5	71	71	610	624
Season Totals	20.6	25.4	73	71	4101	3791

GROWING DEGREE DAYS

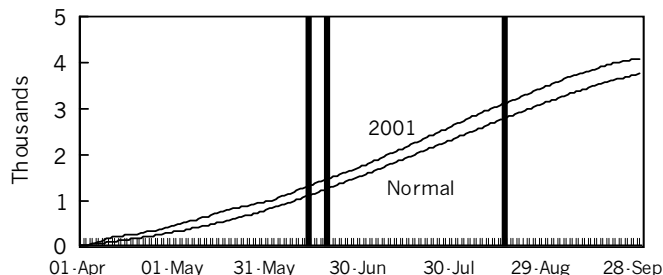


TABLE 26. Southeast Short-Season Corn Test, 1999-2001.

BRAND	NAME	ACRE YIELD, BUSHEL					YIELD AS % OF TEST AVERAGE			2000-2001		2001				
		2001	2000	1999	2-Yr.	3-Yr.	2001	2000	1999	Days to Silk	Grain to Moist. %	Days to Silk	Grain to Moist. %	Final Stand %	Ldg %	Test Wt. lb/bu
					AVG.	AVG.										
MATURITY CHECK	SHORT - C4111	143	140	122	141	135	94	83	87	78	13	79	13	107	1	56
PIONEER	35P12	152	192	--	172	--	100	113	--	78	13	79	14	109	5	56
ASGROW	RX508YG	160	--	--	--	--	105	--	--	--	--	80	13	108	0	54
HOEGEMEYER	HBt619	146	--	--	--	--	96	--	--	--	--	80	13	105	2	55
MYCOGEN	5330CL	128	--	--	--	--	84	--	--	--	--	80	13	108	17	55
NK	N58-D1	163	180	153	171	165	107	106	109	79	13	80	13	115	0	58
PIONEER	34K77	162	185	147	174	165	107	110	105	79	14	80	15	104	0	57
DEKALB	DK551BtY	156	185	164	171	169	103	109	117	80	13	81	13	115	1	55
FRONTIER	F3025	144	--	--	--	--	95	--	--	--	--	81	13	111	0	54
NK	N67-T4	161	--	--	--	--	106	--	--	--	--	81	14	106	1	55
GARST	8530Bt	173	--	--	--	--	113	--	--	--	--	81	15	110	1	55
DEKALB	DKC58-78	160	--	--	--	--	105	--	--	--	--	82	13	108	0	55
GARST	8543Bt/IT	155	182	140	169	159	102	107	99	80	13	82	14	115	0	55
GARST	8585GLS/IT	144	--	--	--	--	94	--	--	--	--	82	14	106	0	56
MATURITY CHECK	SHORT - G8590	156	157	--	157	--	102	93	--	80	13	82	14	107	0	56
PIONEER	34M94	162	--	--	--	--	106	--	--	--	--	82	14	113	1	57
MYCOGEN	2799IMI	164	190	--	177	--	108	112	--	80	14	82	15	109	3	54
FREEDOM	EXP 495	147	--	--	--	--	97	--	--	--	--	83	14	106	2	55
HOEGEMEYER	2649	146	155	--	150	--	96	92	--	81	13	83	14	103	0	56
MATURITY CHECK	MID - H2649	159	157	--	158	--	104	93	--	82	13	83	14	105	0	56
MATURITY CHECK	FULL - P3162	159	180	144	170	161	105	106	102	81	15	83	16	103	1	58
MATURITY CHECK	MID - H2530	146	179	136	162	153	96	106	97	82	13	84	13	109	0	55
FREEDOM	5555	162	--	--	--	--	107	--	--	--	--	84	15	111	1	55
MATURITY CHECK	FULL - M798	160	--	--	--	--	105	--	--	--	--	85	16	119	0	56
	AVERAGES	152	169	141	161	154	152	169	141	80	13	82	14	109	2	56
	CV (%)	6	8	7	--	--	6	8	7	--	--	1	3	7	268	1
	LSD (0.05)**	13	19	12	--	--	9	11	9	--	--	1	1	NS	6	1

** Unless two varieties differ by more than the LSD, little confidence can be placed in one being superior to the other.


**TABLE 27. SOUTHEAST SHORT-SEASON corn hybrid yield summary
(% of test average), 2001.**

BRAND/NAME	FRD¹	CRD	AVG.	BRAND/NAME	FRD¹	CRD	AVG.
ASGROW				NK			
RX508YG	--	105	--	N58-D1	96	107	102
CROPLAN GEN.				PIONEER			
543Bt	96	--	--	N67-T4	106	106	106
DEKALB				TRIUMPH			
DK551BtY	--	103	--	34K77	101	107	104
DKC58-78	--	105	--	34M94	124	106	115
FREEDOM				US SEEDS			
5555	--	107	--	1141Bt	85	--	--
EXP 495	--	97	--	MATURITY CHECK			
FRONTIER				FULL - M798			
F3025	99	95	97	FULL - P3162			
GARST				MID - H2530			
8530Bt	--	113	--	MID - H2649			
8543Bt/IT	97	102	99	SHORT - C4111			
8585GLS/IT	--	94	--	SHORT - G8590			
HOEGEMEYER				AVERAGES (bu/a)			
2649	106	96	101	CV (%)			
HBt619	100	96	98	LSD (0.05)**			
MYCOGEN							
2799IMI	115	108	111				
5330CL	95	84	89				

¹ FRD = Franklin Co., Ottawa

CRD = Crawford Co., Pittsburg

FIGURE 10. Kansas SHORT-SEASON corn hybrid standardized performance summary, 1999-2001.



Values beside bars indicate the number of comparisons with checks. Symbols (+,-) indicate if statistically higher or lower than mean of checks.

APPENDIX 1: Entrants in the 2001 Kansas Corn Performance Tests - Sales Contacts

AgSource

Dan Eklund
AgSource Seeds Inc
1717 East 8th St
Boone, IA 50036
515-432-8100
agsourceseeds.com

Asgrow/DeKalb

Monsanto Seed
3100 Sycamore Rd
DeKalb, IL 60115
800-833-5252
farmsource.com

CroPlan Genetics

Tom Burmood
CroPlan Genetics
1275 Red Fox Rd
St. Paul, MN 55112
800-851-8810
croplangenetics.com

Crow's

Crow's Hybrid Corn Co
PO Box 157
612 E. Dunlap St.
Kentland, IN 47951
800-331-7201
crowshybrid.com

Fontanelle

Steven P. Pike
Fontanelle Hybrids
10981 8th St
Fontanelle, NE 68044-2505
402-721-1410
fontanelle.com

Freedom

John Sledge
Freedom Seed Co
#1 Seed Corn Road
Astoria, IL 61501
800-262-4480
freedomseed.com

Frontier

Dan Ryan
Frontier Hybrids
PO Box 177
1612 Ave H
Abernathy, TX 79311
806-298-2595
frohyb@aol.com

Garst/AgriPro

Garst Seed Co
2369 330th St
PO Box 500
Slater, IA 50244
800-831-6630
garstseed.com

Golden Harvest

Bill Green
JC Robinson Seed Co
100 JC Robinson Blvd
PO Box A
Waterloo, NE 68069
800-228-9906
goldenharvestseeds.com

Hawkeye

Arlen Eggerling
Hawkeye Hybrids Inc
2165 Idaho Drive
Pella, IA 50219
641-628-3827
hawkeyeh@lisco.net

Hoegemeyer

Hoegemeyer Hybrids
1755 Hoegemeyer Rd
Hooper, NE 68031-2125
402-654-3399
hoegemeyer.com

HPH

Jim Kramer
High Plains Hybrids
1114 S Monroe
Hugoton, KS 67951-2934
800-848-1988
jkramer@pld.com

Kaystar

Kaystar Seed
40329 US Hwy 14E
PO Box 947
Huron, SD 57350
605-352-8791
kaystarseed.com

Lewis

Scott Lewis
Lewis Hybrids Inc
PO Box 38
W Maple St
Ursa, IL 62376
800-252-7851
lewishybrids.com

LG Seeds

LG Seeds
1620 Hwy 10
Gibbon, NE 68840
877-505-7313
lgseedskrny@nebi.com

Midland

Ron Sylvester
Midland Genetics Group
1906 Kingman Rd
Ottawa, KS 66067
800-819-SEED
midland@kanza.net

(continued)

APPENDIX 1: Entrants in the 2001 Kansas Corn Performance Tests - Sales Contacts

Midwest Seed

Midwest Seed Genetics
PO Box 518
Carroll, IA 51401
800-369-8218
midwestseed.com

Mycogen

John Mesko
Mycogen Seeds
Tec Inf Mgr
9330 Zionsville Rd
Indianapolis, IN 46268-1054
317-337-7557
mycogen.com

NC+

Wes Zart
NC+ Hybrids
PO Box 4408
1300 N 79th
Lincoln, NE 68504
402-467-2517
nc-plus.com

NK

Syngenta Seeds, Inc.
1525 Airport Road
Ames, IA 50010
800-258-0498
syngenta.com

Ottillie

Jim Ottillie
Ottillie RO Seed
1462 Sanford Ave
Marshalltown, IA 50158
641-753-5561

Pfister

Pfister Hybrid Corn Co
187 N Fayette St
El Paso, IL 61738
309-527-6000
pfisterhybrid.com

Pioneer

Brad Lance
Pioneer, A DuPont Company
390 Union Blvd
Suite 500A
Lakewood, CO 80228
303-716-3960
pioneer.com

Premium Seed

Betty M. Shaw
Premium Seed Inc
PO Box 218
Berwick, IL 61417
309-462-2396
premiumseed.com

Renze

Gary Bernau
Renze Hybrids
27410 Kittyhawk Ave
Carroll, IA 51401
712-669-3301
Renze@Netins.net

Seeds 2000

Kevin Wall
Seeds 2000, Inc.
Box 200
Breckenridge, MN 56520
218-643-2410
seeds2k.com

Stine

Paul Eby
Stine Seed Co
2225 Laredo Trail
Adel, IA 50003
800-362-2510
stineseed.com

Taylor

Brad Taylor
Taylor Seed Farms Inc
2467 Hwy 7
White Cloud, KS 66094
785-595-3236
tsfseed@rainbowtel.net

Triumph

Ben Benton
Triumph Seed Co Inc
PO Box 1050
Hwy 62 Bypass
Ralls, TX 79357
800-530-4789
triumphseed.com

US Seeds

United Suppliers Inc
30473 260th St
PO Box 538
Eldora, IA 50627-0538
641-858-2341
unitedsuppliers.com

Wilson/Zimmerman

Rich Peters
Wilson Genetics LLC
PO Box 391
Harlan, IA 51537
712-755-3841
wilsongenetics.com

APPENDIX 2: Entries in the 2001 Kansas Corn Performance Tests

AGRIPRO	GDD	DBL	GRN	RES	P	F*	FONTANELLE	GDD	DBL	GRN	RES	P	F*
9570Bt	2530	111	--	Bt	N	Y	HC-7735Bt/RR	--	--	--	Bt,RR	--	Y
9689Bt	2610	114	--	Bt	N	Y	HC-7534RR	--	102	--	RR	--	Y
							HC-7638Bt	--	111	--	Bt	--	Y
AGSOURCE	GDD	DBL	GRN	RES	P	F*	5211	--	112	--	--	--	Y
EX2113	2750	113	FG	Bt	N	Y	5301	--	113	--	--	N	Y
6787	2770	113	FG	--	N	Y	5591	--	115	--	--	--	Y
6887	2790	114	FG	--	N	Y	5786	--	115	FG	--	N	Y
EX2115	2800	115	FG	--	N	Y	MP-1155	--	115	--	--	N	Y
7525	2850	116	--	--	N	Y	5721	--	117	--	--	--	Y
7894CL	2900	119	FG	CL	N	Y	5800	--	118	--	--	N	Y
ASGROW	GDD	DBL	GRN	RES	P	F*	FREEDOM	GDD	DBL	GRN	RES	P	F*
RX508YG	2580	103	--	YG	--	--	EXP 495	2395	98	--	--	--	Y
RX592RR	2630	104	--	RR	--	--	EXP 645	2510	111	--	--	Y	--
RX730RR/YG	2750	111	--	RR/YG	--	--	5555	2490	115	--	--	Y	Y
RX730YG	2750	111	--	Bt	N	Y							
RX740	2790	111	--	--	N	Y	FRONTIER	GDD	DBL	GRN	RES	P	F*
RX740RR	2790	111	--	RR	--	--	F3025	2580	105	FG	--	N	Y
RX828YG	2800	116	--	YG	--	--	F3250	2880	115	FG	--	N	Y
RX889YG	2890	118	--	YG	--	--	F3175	2900	116	FG	--	N	Y
CROPLAN GEN.	GDD	DBL	GRN	RES	P	F*	GARST	GDD	DBL	GRN	RES	P	F*
543Bt	2550	105	--	Bt	N	Y	8590IT	2560	106	--	IT	N	Y
641Bt	2653	110	--	Bt	N	Y	8585GLS/IT	2555	108	--	GLS,IT	N	Y
675	2690	111	--	--	N	Y	8543Bt/IT	2570	109	--	Bt,IT	N	Y
661	2720	111	--	--	N	Y	8530Bt	2570	110	--	Bt	N	Y
743	2750	113	--	--	N	S	8546	2570	110	--	--	N	Y
818	2860	118	--	--	N	Y	8484Bt	2580	112	--	Bt	N	Y
							8327IT	--	113	--	IT	--	Y
CROW'S	GDD	DBL	GRN	RES	P	F*	8366Bt	2580	113	--	Bt,LL	N	Y
C5165B	--	113	--	Bt	N	Y	8342GLS/Bt/IT	2610	114	--	GLS,Bt,IT	N	Y
C5360	--	113	--	--	N	Y	8363Bt	2610	114	--	Bt	N	Y
C6121	--	115	--	--	N	Y	8341	2630	115	--	--	N	Y
							8288	--	118	--	--	N	Y
DEKALB	GDD	DBL	GRN	RES	P	F*	GARST/AGRIPRO	GDD	DBL	GRN	RES	P	F*
DK551BtY	2645	105	--	Bt	Y	Y	8301	--	114	--	--	N	Y
DKC56-71	2650	106	--	YG	--	--							
DKC57-38	2650	107	--	--	--	--	GOLDEN HARVEST	GDD	DBL	GRN	RES	P	F*
DKC57-40	2650	107	--	RR	--	--	H-8562	2600	105	--	--	N	Y
DKC57-72	2730	107	--	YG	--	--	H-9095Bt	--	112	--	Bt	N	Y
DKC58-78	2700	108	--	YG	--	--	H-9164Bt	--	113	--	Bt	N	Y
DKC60-15	2750	110	--	--	--	--	H-9216	--	113	--	--	N	Y
DKC61-11	2780	111	--	YG	--	--	H-9533Bt	2800	116	--	Bt	N	Y
DKC63-03	2800	113	--	--	--	--							
DKC63-22	2800	113	--	YG	--	--	HAWKEYE	GDD	DBL	GRN	RES	P	F*
DKC66-50	2810	116	--	--	--	--	SX57	2600	110	--	--	Y	Y
							SX51	2610	111	--	--	N	N
							SX70	2620	113	--	--	Y	Y
							9191	2630	115	--	--	N	Y

*GDD = growing degree days; DBL = days to black layer; GRN = grain characteristics (FG = food grade, Wax = waxy); RES = herbicide, disease, and insect resistance traits (Bt = transgenic corn borer protection, IMI, IT = imidazolinone resistant/tolerant, ECB = European corn borer resistance, LL = Liberty Link, RR = Roundup Ready, GLS = gray leaf spot); P = prolific; F = flex ear; values provided by entrants.

(continued)

APPENDIX 2: Entries in the 2001 Kansas Corn Performance Tests

HOEGEMEYER	GDD	DBL	GRN	RES	P	F*	MIDWEST SEED	GDD	DBL	GRN	RES	P	F*
HBt619	2490	107	--	Bt	--	Y	G7950	--	112	--	--	N	Y
2649	2560	110	--	--	N	Y	G8066B	--	113	--	Bt	N	Y
2665	2610	113	--	--	--	Y	G8552B	--	115	--	Bt	N	Y
2679	2620	113	--	--	--	Y	G8686	--	115	--	--	N	Y
2694	2650	115	--	--	--	Y							
2714	2660	115	--	--	--	--	MYCOGEN	GDD	DBL	GRN	RES	P	F*
2718	2680	115	--	--	N	Y	5330CL	2480	106	--	IMI	--	Y
HBt821	2680	116	--	Bt	N	Y	6920BT	2545	112	--	Bt	--	Y
							7474	2650	113	--	--	--	S
HPH	GDD	DBL	GRN	RES	P	F*	2784	2730	113	--	--	--	Y
KS51R31	--	113	--	RR	--	Y	7821BT	2635	114	--	Bt	--	Y
KS51R39Y	--	113	--	RR,Bt	--	Y	2799IMI	2740	114	--	Bt,IMI	N	Y
KS3161	--	116	--	--	--	Y	7870	2620	115	--	--	--	Y
							2833	2745	115	--	Bt	N	Y
KAYSTAR	GDD	DBL	GRN	RES	P	F*	2888IMI	2860	118	--	IMI	Y	Y
KX - 898	--	114	--	--	N	Y							
X1151	--	115	--	--	N	Y	NC+	GDD	DBL	GRN	RES	P	F*
KX - 915	--	116	--	--	N	Y	3721B	2440	109	--	Bt	Y	Y
X1181	--	118	--	--	N	Y	4616	2425	112	--	--	Y	Y
							4990B	2430	112	--	Bt	-	Y
LEWIS	GDD	DBL	GRN	RES	P	F*	5018	2440	112	--	--	Y	Y
5450	2710	110	--	--	--	Y	5051	2450	112	--	--	N	N
5360Bt	2720	111	--	Bt	--	Y	5169	2480	112	--	--	Y	Y
6420	2800	115	--	--	--	Y	5411	2510	114	--	--	Y	Y
7192	2820	116	--	--	--	Y	5445	2515	114	--	--	Y	N
							5790B	2550	115	--	Bt	Y	N
LG SEEDS	GDD	DBL	GRN	RES	P	F*	5588B	2560	115	--	Bt	Y	N
LG2540	2560	108	--	--	N	Y	5878B	2560	117	--	Bt	Y	Y
LG2585	2620	110	--	--	N	Y	6359	2575	117	--	--	Y	N
LG2610BT	2605	112	--	Bt	N	Y	6871B	2570	118	--	Bt	Y	--
LG2587	2611	112	--	--	N	Y	7101	2620	119	--	--	Y	N
LG2606	2670	113	--	--	N	Y							
LG2699CL	2720	116	--	CL	N	Y	NK	GDD	DBL	GRN	RES	P	F*
							N43-C4	2520	102	--	Bt,LL	N	Y
MIDLAND	GDD	DBL	GRN	RES	P	F*	N58-D1	2660	108	--	Bt,LL	N	N
7B13	--	110	--	--	--	Y	N67-T4	2630	109	--	Bt,LL	N	Y
7A04Bt	2740	110	--	Bt	Y	Y	N72-J5	2740	111	--	--	N	Y
7B04 Bt	2750	110	--	Bt	Y	Y	N79-L3	2830	116	FG	Bt,LL	N	Y
785RR	2760	110	--	RR	Y	Y	N83-Z8	2880	118	--	Bt,LL	N	Y
7A14	--	111	--	--	--	Y							
7A25Bt	--	113	--	Bt	--	Y	OTILIE	GDD	DBL	GRN	RES	P	F*
7A15	2780	113	--	--	Y	Y	4999	2630	109	YD	--	N	Y
7B05RR	2780	113	--	RR	Y	Y	5155	2670	111	YD	--	N	Y
7B15	2780	113	--	--	Y	Y	5177RRBt	2670	111	YD	RR,Bt	N	Y
795	2800	114	--	--	Y	Y	2467	2680	112	YD	--	N	Y
786	2820	115	--	--	Y	Y	5267Bt	2690	112	YD	Bt	N	Y
798	2820	115	--	--	Y	Y	5333	2730	113	YD	--	N	Y
7B17	2820	116	--	--	Y	Y	5454	2760	114	YD	--	N	Y
7A28	--	117	--	--	--	Y							

*GDD = growing degree days; DBL = days to black layer; GRN = grain characteristics (FG = food grade, Wax = waxy); RES = herbicide, disease, and insect resistance traits (Bt = transgenic corn borer protection, IMI, IT = imidazolinone resistant/tolerant, ECB = European corn borer resistance, LL = Liberty Link, RR = Roundup Ready, GLS = gray leaf spot); P = prolific; F = flex ear; values provided by entrants.

(continued)

APPENDIX 2: Entries in the 2001 Kansas Corn Performance Tests

PFISTER	GDD	DBL	GRN	RES	P	F*	US SEEDS	GDD	DBL	GRN	RES	P	F*
2750	2760	111	--	--	--	Y	US E1111ND	--	--	--	--	--	--
3350	2800	113	FG	--	--	Y	US E1042	2450	104	--	--	N	Y
3801	2800	114	FG	--	Y	Y	US E1102Bt	2630	110	--	Bt	N	Y
3977Bt	2850	115	--	Bt	--	Y	US C1119RR	2560	111	--	RR	N	Y
							US C1119RR/Bt	2560	111	--	--	--	--
							US C1111	2580	111	--	--	N	Y
							US C1120	2570	112	--	--	N	Y
							US E1122Bt	2580	112	--	Bt	N	Y
							US E1122RR/Bt	2580	112	--	--	--	--
							US C1139RR	2600	113	--	RR	N	Y
							US C1141	2579	114	--	--	N	Y
							US C1161	2600	116	--	--	N	Y
							WILSON	GDD	DBL	GRN	RES	P	F*
							1475PT	2645	108	--	IMI	N	Y
							1563	2660	110	--	--	N	Y
							1788	2800	114	--	--	N	N
							ZIMMERMAN	GDD	DBL	GRN	RES	P	F*
							1851W	3198	118	FG	--	N	Y
							MATURITY CHECK	GDD	DBL	GRN	RES	P	F*
							SHORT - C4111	2280	102	--	--	--	Y
							SHORT - G8590	2560	106	--	--	--	Y
							MID - H2530	--	110	--	--	--	--
							MID - H2649	2560	110	--	--	N	Y
							FULL - M798	2820	115	--	--	Y	Y
							FULL - P3162	2760	118	FG	--	N	Y
							PREMIUM	GDD	DBL	GRN	RES	P	F*
							P265	2550	111	--	--	N	S
							P244	2580	113	--	--	N	S
							RENZE	GDD	DBL	GRN	RES	P	F*
							6462	2620	114	--	--	N	Y
							SEEDS 2000	GDD	DBL	GRN	RES	P	F*
							X3171RR	--	109	FG	RR	N	Y
							X3191RR	--	109	FG	RR	N	Y
							STINE	GDD	DBL	GRN	RES	P	F*
							9614Bt	2530	111	--	Bt	N	Y
							9803	2600	114	--	--	N	Y
							TAYLOR	GDD	DBL	GRN	RES	P	F*
							750	--	112	FG	--	--	Y
							772	--	113	FG	--	--	Y
							EXP7950	--	117	--	--	--	Y
							TRIUMPH	GDD	DBL	GRN	RES	P	F*
							1141Bt	2470	110	--	Bt	N	Y
							1120BtRR	2480	111	--	Bt,RR	N	Y
							1416	2500	113	--	--	N	Y
							1514ABt	2550	114	--	CL,Bt	N	Y
							1866Bt	2610	117	--	Bt	N	Y
							2020RR	2650	118	--	RR	N	Y

*GDD = growing degree days; DBL = days to black layer; GRN = grain characteristics (FG = food grade, Wax = waxy); RES = herbicide, disease, and insect resistance traits (Bt = transgenic corn borer protection, IMI, IT = imidazolinone resistant/tolerant, ECB = European corn borer resistance, LL = Liberty Link, RR = Roundup Ready, GLS = gray leaf spot); P = prolific; F = flex ear; values provided by entrants.

APPENDIX 3: Kansas Corn Hybrid Grain Quality Summary, 1997 - 2001.

NAME	Protein ¹ (%)	Oil ¹ (%)	Starch ¹ (%)	N ²	NAME	Protein ¹ (%)	Oil ¹ (%)	Starch ¹ (%)	N ²
PATRIOT 6168	9.2+	3.3	59.0 -	5	OTTILIE 5177RRBt	8.4	3.3	59.0 -	6
CROPLAN GEN. 762 Bt/CL	9.1+	4.0	58.6 -	7	DEKALB DK626	8.4	3.8+	58.9 -	7
WILSON 2330	9.0+	3.5	58.6 -	6	PIONEER 34R07	8.3	3.3	59.7	6
DELANGE DS 1995	9.0+	3.6	58.9 -	7	MIDLAND 7A25Bt	8.3	3.5	59.3	5
ASGROW RX828YG	9.0	3.4	59.5	5	DEKALB DK647BtY	8.3	3.5	59.0 -	9
HOEGEMEYER 2668	9.0+	3.9+	58.5 -	5	AGRIPRO 9570Bt	8.3	3.6	59.4	6
PFISTER 3350	8.9+	3.5	59.1 -	7	CROPLAN GEN. 661	8.3	3.6+	59.5	9
CROPLAN GEN. 818	8.9+	3.8+	59.0 -	12	DEKALB DK551BtY	8.3	3.2	59.7	5
MAT CHK FULL - DS1997	8.9+	3.5	58.8 -	16	HAWKEYE 9191	8.3	4.0+	58.7 -	5
MIDLAND XA17	8.9+	3.8+	58.6 -	5	CARGILL 8311	8.3	3.7+	59.2 -	9
PIONEER 34K77	8.9+	3.6	59.5	6	US SEEDS US C1120	8.2	3.5	59.2	7
PIONEER 3237	8.8+	3.3 -	59.4	9	ASGROW RX813	8.2	3.6+	59.4 -	10
ASGROW RX740	8.8+	3.7+	59.3 -	13	DEKALB DKC57-38	8.2	3.3 -	60.1	6
MAT CHK F-B73 X N204	8.8+	4.0+	58.9 -	10	PFISTER 3049	8.2	4.0	58.5	5
CARGILL 7770	8.8+	3.5	59.2 -	16	BO-JAC 544	8.2	3.5	59.5 -	6
PIONEER 32K61	8.8+	3.5	59.4	8	NK N67-T4	8.2	3.6	59.5	11
AGRIPRO 9689Bt	8.8+	3.4	59.4	7	MYCOGEN 2725	8.2	3.6	59.4 -	11
CARGILL 6997	8.8	3.7+	58.7 -	5	GARST 8366	8.2	3.7+	59.1 -	6
AGSOURCE 7890	8.8	3.9+	58.4	5	MYCOGEN 2767	8.2	3.4	59.6	6
ASGROW RX897	8.7+	3.7+	59.0 -	6	CARGILL 8011	8.2	3.6	59.2 -	9
PATRIOT 7197	8.7	3.7+	59.3 -	5	MIDLAND 786	8.2	3.9+	58.9 -	20
ASGROW RX889	8.7+	3.8+	58.8 -	9	ASGROW RX670	8.2	3.3	59.6	7
CROPLAN GEN. 676 RR	8.7+	3.7	58.8 -	7	ASGROW RX730YG	8.2	3.6	59.4	8
GARST 8325	8.7	3.6	58.9 -	5	MYCOGEN 2799IMI	8.1	3.6+	59.5	8
US SEEDS US C1139RR	8.7	3.7+	58.7 -	5	DEKALB DK611	8.1	3.7	59.5	7
MAT CHK FULL - M798	8.7+	3.9+	59.1 -	6	BO-JAC 614	8.1	3.7+	59.3	6
PIONEER 33P67	8.7+	3.4	59.8	8	PIONEER 31B13	8.1	3.4	60.4+	6
MAT CHK SHORT - C4111	8.6+	3.6+	59.2 -	32	NC+ 6359	8.1	3.7	59.4	6
NK N79-L3	8.6+	3.6	59.8	9	AGRIPRO AP 9565	8.1	3.6+	59.7	5
GARST 8363Bt	8.6+	3.5	59.4	11	MIDLAND 7A15	8.0	3.4	59.7	8
MYCOGEN 7250	8.6	3.7	59.0 -	7	DEKALB DKC66-50	8.0	3.5	59.9	5
MIDLAND 798	8.6+	4.0+	59.0 -	19	NC+ 4880	8.0	3.5	59.5	7
MIDLAND 785RR	8.6	3.8+	59.1	5	Check-MID - H2530	8.0 -	3.4 -	59.6 -	34
TRIUMPH 1866Bt	8.5	4.0+	59.2	9	MIDLAND 774	8.0	3.7	59.2	5
ASGROW RX799Bt	8.5	3.5	59.2 -	13	ASGROW RX508	8.0	3.6	59.4	5
Check-FULL - P3162	8.5+	3.5+	59.7+	34	MYCOGEN 2833	8.0 -	3.6	59.4	10
GOLDEN HARVEST H-2581	8.5	3.7	59.0 -	7	MIDWEST SEED G 7718Bt	8.0 -	3.4	59.6	6
MIDWEST SEED G 8795	8.5	4.0+	58.6	5	DEKALB DK567	8.0	3.5	59.5	5
BO-JAC 415	8.5	3.6	59.0	6	MAT CHK SHORT - G8590	7.9 -	3.6+	59.6	19
MAT CHK FB73rhmxMO17	8.5	3.7+	58.8 -	10	PFISTER 3977	7.9 -	3.9+	58.6 -	7
MAT CHK MID - H2649	8.5	3.6	59.1 -	17	CARGILL 6888	7.9 -	3.6	59.4	6
NC+ 5445	8.5	3.6+	59.0 -	11	MIDWEST SEED G 7711	7.9	3.5	59.7	8
MYCOGEN 7870	8.5	3.6	59.4	5	US SEEDS US C1129Bt	7.9	3.5	59.3 -	5
PIONEER 31A13	8.5	3.3 -	60.0	8	PIONEER 33B51	7.8	3.3	60.3	5
NC+ 5018	8.4	3.6	59.1 -	10	MIDLAND 7A08	7.8	3.7	59.3 -	7
MYCOGEN 2888IMI	8.4	3.9+	59.0 -	10	AGSOURCE 6887	7.8 -	3.4	59.9	6
HOEGEMEYER HBt821	8.4	3.7	59.5	6	NK N72-J5	7.8 -	3.2	60.4+	5
PATRIOT 7172	8.4	3.7	59.1 -	5	PIONEER 33R77	7.7	3.3	60.0	5
GARST 8543Bt/IT	8.4	3.6	59.5	7	PFISTER 2750	7.7 -	3.4	59.9	7
DEKALB DK641	8.4	3.5	59.5	7	AGSOURCE 6787	7.5 -	3.5	59.9	7

¹ Average performance standardized to mean of check hybrids. Adjusted to 15.5% moisture.

² N = Number of comparisons with checks; mean estimates were calculated only for those with at least 5 comparisons.

+ Statistically significantly higher than the mean of the check hybrids (P < 0.5).

- Statistically significantly lower than the mean of the check hybrids (P < 0.5).

ELECTRONIC ACCESS

For those interested in accessing crop performance testing information electronically, try visiting our World Wide Web site. Most of the information contained in this publication is available for viewing or downloading. The URL is <http://www.ksu.edu/kscpt>.

Excerpt from the UNIVERSITY RESEARCH POLICY AGREEMENT WITH COOPERATING SEED COMPANIES*

Permission is hereby given to Kansas State University to test varieties and/or hybrids designated on the attached entry forms in the manner indicated in the test announcements. I certify that seed submitted for testing is a true sample of the seed being offered for sale.

I understand that all results from Kansas Crop Performance Tests belong to the University and the public and shall be controlled by the University so as to produce the greatest benefit to the public. Performance data may be used in the following ways: 1) Tables may be reproduced in their entirety provided the source is referenced and data are not manipulated or reinterpreted; 2) Advertising statements by an individual company about the performance of its entries may be made as long as they are accurate statements about the data as published, with no reference to other companies' names or cultivars. In both cases, the following must be included with the reprint or ad citing the appropriate publication number and title: "See the official Kansas State University Agricultural Experiment Station and Cooperative Extension Service Report of Progress 869 '2000 Kansas Performance Tests with Soybean Varieties', or the Kansas Crop Performance Test website, <http://www.ksu.edu/kscpt>, for details. Endorsement or recommendation by Kansas State University is not implied."

These materials may be freely reproduced for educational purposes. All other rights reserved. In each case, give credit to the author(s), name of work, Kansas State University, and the date the work was published.

ACKNOWLEDGMENTS

Cooperation of Research Center and Experiment Field personnel who furnished land and performed many or all of the field operations is sincerely appreciated. Technicians Edward O. Quigley and James R. Cochrane packaged seed and performed field operations for some of the tests. Student worker Jared Meier helped with seed counting, sign painting, and plot maintenance. Mary Knapp of the Weather Data Library provided much of the climatological information.

CONTRIBUTORS

MAIN STATION, MANHATTAN

Kraig Roozeboom, Associate Agronomist (Senior Author)

Doug Jardine, Extension Plant Pathologist

RESEARCH CENTERS

Patrick Evans, Colby

Kenneth Kofoid, Hays

James Long, Parsons

Alan Schlegel, Tribune

Merle Witt, Garden City

EXPERIMENT FIELDS

Mark Claassen, Hesston

W. Barney Gordon, Scandia

Keith Janssen, Ottawa

Larry Maddux, Topeka

Victor Martin, St. John

NOTE: Trade names are used to identify products. No endorsement is intended, nor is any criticism implied of similar products not named.