

2007

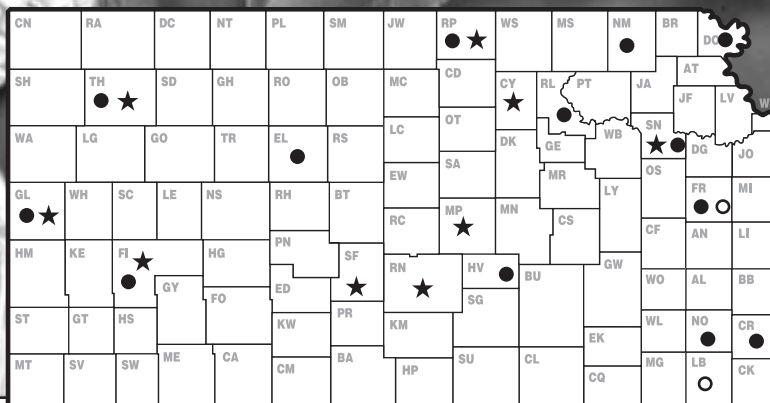

Kansas Performance Tests with

Corn Hybrids

Report of Progress 983



Kansas State University Agricultural Experiment Station and Cooperative Extension Service



● standard dryland ○ short-season dryland ★ irrigated

TABLE OF CONTENTS

2007 Corn Crop Review

Statewide Growing Conditions, Harvest Statistics, Diseases, Insects	1
---------------------------------------------------------------------------	---

2007 Performance Tests

Objectives and Procedures	2
Companies Entering 2007 Tests Table 1.....	3

Northeast Region: Severance, Doniphan County; Centralia, Nemaha County; Manhattan, Riley County; Belleville, Republic County

Weather Data	4
2007 Region Summary Table 2	6
Multi-year Percent of Test Averages Table 3	7
Multi-year Summary Figure 1	8

Northeast Irrigated: Topeka, Shawnee County; Clay Center, Clay County; Scandia, Republic County

Weather Data	9
2007 Region Summary Table 4.....	10
Multi-year Percent of Test Averages Table 5.....	11
Multi-year Summary Figure 2	12

East/Central: Ottawa, Franklin County; Topeka, Shawnee County; Hesston, Harvey County (Erie, Neosho County was abandoned; flooding in June)

Weather Data.....	13
2007 Region Summary Table 6	14
Multi-year Percent of Test Averages Table 7	15
Multi-year Summary Figure 3	16

Short Season: Ottawa, Franklin County; Pittsburg, Crawford County

Weather Data	17
2007 Region Summary Table 8	18
Multi-year Percent of Test Averages Table 9	19
Multi-year Summary Figure 4	20

South Central Irrigated: Inman, McPherson County; Hutchinson, Reno County; St. John, Stafford County

Weather Data	21
2007 Region Summary Table 10.....	22
Multi-year Percent of Test Averages Table 11.....	23
Multi-year Summary Figure 5	24

West No-till Dryland: Hays, Ellis County; Garden City, Finney County; Tribune, Greeley County; Colby, Thomas County

Weather Data	25
2007 Region Summary Table 12	27
Multi-year Percent of Test Averages Table 13	27
Multi-year Summary Figure 6	28

West Irrigated: Colby, Thomas County; Tribune, Greeley County; Garden City, Finney County

Weather Data	29
2007 Region Summary Table 14	30
Multi-year Percent of Test Averages Table 15	31
Multi-year Summary Figure 7	32

Entries in the 2007 Kansas Corn Performance Tests Table 16	33
-----------------------------------------------------------------------	----

Electronic Access, University Research Policy, and Duplication Policy	back cover
-----------------------------------------------------------------------------	------------

2007 CORN CROP REVIEW

Statewide Growing Conditions

The 2007 growing season was delayed by widely spread rains and wet soil conditions until much later than normal in the spring. When the weather finally permitted planting, most areas of the state enjoyed adequate topsoil and subsoil moisture; however, many counties in southeastern Kansas suffered from too much moisture. Frequent rains and moderate temperatures continued through June and July. August brought above-average temperatures and drier weather, causing some stress to the rapidly developing corn, but more favorable weather conditions returned in September and October.

Harvest Statistics

The October 12 Crops Report predicted a 493.2 million-bushel crop, up 43% from last year. In 2007, 3.6 million acres were harvested for grain, up 20% from 2006. The predicted average yield of 137 bushels per acre is 22 bushels more than the previous year. Nationally, 2007 will see the most corn acres harvested for grain since 1933. (Kansas Agricultural Statistics)

Diseases

While growing conditions were generally very good throughout the season, the 2007 Kansas corn crop was not without disease problems.

Heavy rains early in the season resulted in above normal levels of crazy top downy mildew. This disease requires saturated soils shortly after emergence for infection to occur. While the leafy tassels and ears attract attention, the relatively small percentage of infected plants prevented this disease from being an economic concern.

As the crop progressed, weather conditions became favorable for gray leaf spot. This is the most significant foliar disease in Kansas on an annual basis, and its incidence and severity in 2007 required many fields to be sprayed with a fungicide, especially in northeast, north-central, south-central and southwestern Kansas.

The same rains that increased the incidence of crazy top downy mildew also prevented the planting of corn in many areas until late June, or in a few instances, even into early July.

Late-planted corn is particularly susceptible to southern rust, and 2007 was no exception. Fortunately, the hardest hit area of the state, southeastern Kansas, was close to maturity when the epidemic began, and yield losses were minor. A few fields of late corn, especially where a highly susceptible hybrid was planted, required spraying. Southern rust could be found in all areas of the state by early September.

August was an extremely hot and dry month for many areas of the state. This resulted in the development of stalk rot in many fields. Both charcoal rot and Fusarium stalk rot were common in many fields with lodging being a significant problem in a few.

Overall, crop losses to disease in 2007 were at near-normal levels, although individual fields with one or more of the problems described above may have experienced yield losses of 20 % or more.

(Doug Jardine, Kansas State University Department of Plant Pathology)

Insects

Very few reports of early-season insect pest problems were received. This was probably due to the abundant moisture throughout much of the state in April and May, and to the widespread use of insecticide treated seed. Seed treatments are very effective against wireworms and white grubs, which are two of the most frequent early-season pests.

A few reports of black cutworm infestations were noted, but these were relatively isolated cases and seemed to occur later than in past years, probably because of the cool, wet spring weather. Corn rootworm activity seemed to be much less than usual, with only a few reports from northeast Kansas. However, it doesn't take very many adult females to lay enough eggs to cause problems in continuous corn fields. European and southwestern corn borers were still relatively less problematic than in previous years, and no reports of problems with western bean cutworms were received.

(Jeff Whitworth, Kansas State University Department of Entomology)

2007 PERFORMANCE TESTS

Objectives and Procedures

Corn Performance Tests, conducted annually by the Kansas Agricultural Experiment Station, provide farmers, extension workers, and seed industry personnel with unbiased agronomic information on many of the corn hybrids marketed in the state. Entry fees from private seed companies finance the tests. Because entry selection and location are voluntary, not all hybrids grown in the state are included in tests, and the same group of hybrids is not grown uniformly at all test locations. Many companies submit seed treated with systemic insecticides (Cruiser, Maxim, Poncho) that can affect yield in some situations. A column listing insecticide seed treatments for each hybrid in Table 16 is included to help interpret yield results.

Four plots (replications) of each hybrid were grown at each location in a randomized complete-block design. Each harvested plot consisted of two rows trimmed to a specific length, ranging from 20 to 30 feet at the different locations.

Explanatory information is given preceding data summaries for each test. Tables 2 through 15 contain results from the individual performance tests. Hybrids are listed together by company name.

Figures 1 through 7 graphically summarize yield and maturity information over the past few years for each region. Relative maturity is measured in terms of both number of days from planting to silking and grain moisture at harvest and can be critical when considering a corn hybrid for a specific cropping system. The number beside each bar shows the number of tests in which a given hybrid was compared with the check hybrids. In general, the greater the number of comparisons, the greater confidence one can place in the stated performance of that hybrid. Symbols beside each bar indicate if a hybrid was significantly greater (+) or less (-) than the average of the check hybrids.

A summary of growing season weather data is given for individual test discussions. Precipitation graphs include cumulative lines for 2007 and the 30-year normal, in addition to the daily rainfall amounts since last fall. Temperature graphs include daily maximum and minimum temperatures compared with normal. General trends in precipitation and temperature relative to normal are readily observed in the graphs.

A table with monthly totals and averages for the growing season is also included.

The growth unit, or growing-degree-day concept, was developed to measure the amount of heat available for growth and maturation. To calculate the daily accumulation, add the maximum and minimum temperatures for each day, divide by 2, and subtract a base temperature of 50. Any temperature below 50°F was considered to be 50, and any temperature over 86°F was considered 86.

Most corn tests were planted at a rate 10% to 20% in excess of the desired population and thinned only to remove doubles. Planting to stand enables evaluation of product performance for the entire growing season.

Grain yields are reported as bushels per acre of shelled grain (56 lbs/bu) adjusted to a moisture content of 15.5%. Yields also are presented as percentage of test average to speed recognition of highest-yielding hybrids. Hybrids yielding more than 100% of the test average year after year merit consideration. Adaptation to individual farms for appropriate maturity, stalk strength, and other factors also must be considered.

The percentage of lodged stalks is reported when appropriate. Severely lodged stalks or dropped ears that could not be picked up by normal harvest procedures were not included in yield. Because harvest often is delayed until latest-maturing entries are ripe, early and mid-season hybrids can lose ears simply because they must wait well past their optimum harvest date. In most years at most locations, dropped ears constitute a very small portion of lodging and do not significantly affect yields.

Small differences in yield should not be overemphasized. Relative ranking and large differences are better indicators of performance. Least significant differences (LSDs) are shown at the bottom of each table. Unless two hybrids differ by at least the LSD shown, little confidence can be placed in one being superior to the other. Yield values in the top LSD group in each test are displayed in bold. The coefficient of variability (CV) can be used in combination with the LSD to estimate the degree of confidence one can have in published data from replicated tests.

Table 1. Companies entering hybrids in the 2007 Kansas Corn Performance Tests.

AgVenture of Eastern KS, LLC Iola, KS 620-228-3148	Integra (Wilbur-Ellis Co.) China Spring, TX 254-836-0169 mcrritten@wecon.com	Mycogen Seeds Indianapolis, IN 1-800-MYCOGEN mycogen.com	Premium Seed, Inc. Berwick, IL 309-462-2396 premiumseed.com
CroPlan Genetics St. Paul, MN 800-851-8810 croplangenetics.com	Kruger Seed Co. (Access/Kruger) Dike, IA 319-989-2414 krugerseed.com	NC+/Midwest (Channel Bio Corp.) Kentland, IN 800-331-7201	Producers Hybrids Battle Creek, NE 888-675-3190 producershybrids.com
DeKalb (Monsanto Seed) St. Louis, MO 314-694-1000 monsanto.com	Lewis Hybrids, Inc. Ursa, IL 800-252-7851 lewishybrids.com	NK Brand Seeds Lincoln, NE 402-420-6664 nk-us.com	Renze Hybrids Carroll, IA 800-634-2676 renzehybrids.com
Dyna-Gro Goodard, KS 800-950-2231 uap.com	LG Seeds Elmwood, IL 800-752-6847 lgseeds.com	NuTech/AgSource Leland, IA 877-561-9067	Stine Seed Co. Adel, IA 800-362-2510
Fielder's Choice (Grow Direct) Monticello, IN 800-321-3177 fielderschoicedirect.com	MFA Incorporated Columbia, MO 573-876-5482 mfa-inc.com	Ottilie RO Seed Marshalltown, IA 641-753-5561 ottiliero@hughes.net	Taylor Seed Farms, Inc. White Cloud, KS 800-742-7473 taylorseedfarms.com
Fontanelle Hybrids Fremont, NE 402-721-8567 fontanelle.com	Midland Genetics Group Ottawa, KS 785-242-3598 info@midlandgenetics.com	Pfister Hybrid Corn Co. El Paso, IL 309-527-6000 pfisterhybrid.com	Triumph Seed Co., Inc. Ralls, TX 800-530-4789 triumphseed.com
Garst Seed Co. Slater, IA 800-831-6630 garstseed.com	Midland-Phillips, Phillips (Phillips Seed Farms) Hope, KS 800-643-4340 info@phillipsseed.com	Pioneer Hi-Bred Intl., Inc. Lincoln, NE 402-467-5458 pioneer.com	

NORTHEAST KANSAS DRYLAND CORN TEST ON SILT LOAM SOIL

Private farm 1 mile north of Severance; Fuhrman Farms, Inc.

Ulysses silt loam; Soybean in 2006

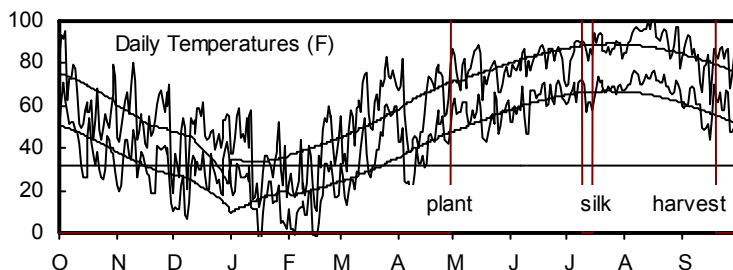
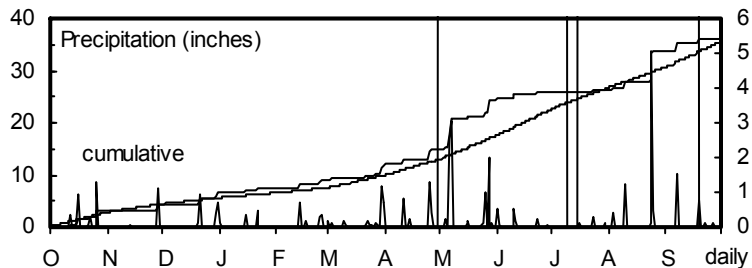
109 - 30 - 0 lb/a N, P, K

Planted on 4/30/2007; Harvested on 9/18/2007

Target stand of 26,000 plants/acre; 8.0 in. spacing

Wet conditions in the spring affected stands; wetter than normal throughout growing season.

Month	Precipitation		Average Temp.		GDU	
	2007	Norm.	2007	Norm.	2007	Norm.
Oct.-Mar.	12.0	9.8	39	38	239	34
April	2.9	3.1	50	54	216	231
May	9.4	4.5	66	64	509	447
June	1.6	5.0	72	73	663	688
July	0.5	4.2	77	78	804	813
August	7.3	4.0	82	76	877	781
Sept.	2.6	4.8	70	68	587	551
Totals:	36.2	35.4	54	53	3,894	3,545



Private farm north of Centralia; Keith Flentie, farmer/cooperator

Wymore silt loam; Soybean in 2006

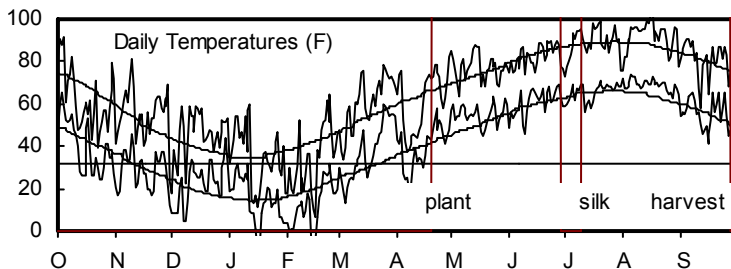
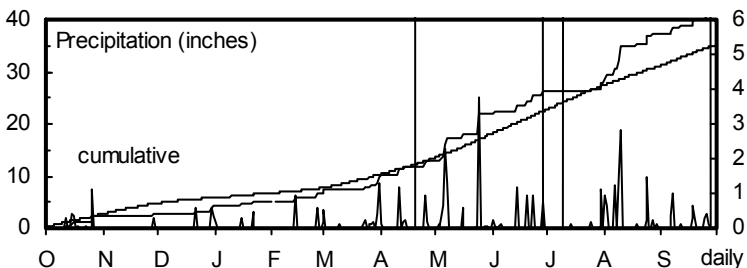
160 - - lb/a N, P, K

Planted on 4/20/2007; Harvested on 9/26/2007

Target stand of 23,000 plants/acre; 9.1 in. spacing

Wetter than normal conditons and a few major storms contributed to extensive lodging. Many plots were completely down at harvest.

Month	Precipitation		Average Temp.		GDU	
	2007	Norm.	2007	Norm.	2007	Norm.
Oct.-Mar.	10.0	10.1	38	37	224	58
April	2.8	3.2	51	53	217	223
May	9.1	4.6	66	62	497	400
June	4.3	4.6	72	72	641	656
July	1.5	4.7	78	77	784	792
August	9.5	3.8	80	75	826	763
Sept.	3.5	4.0	68	67	543	518
Totals:	40.7	35.0	53	53	3,733	3,409



NORTHEAST KANSAS DRYLAND CORN TEST ON SILT LOAM SOIL, continued.

Agronomy North Farm near Manhattan; Jane Lingenfelter, agronomist

Reading silt loam; Soybean in 2006

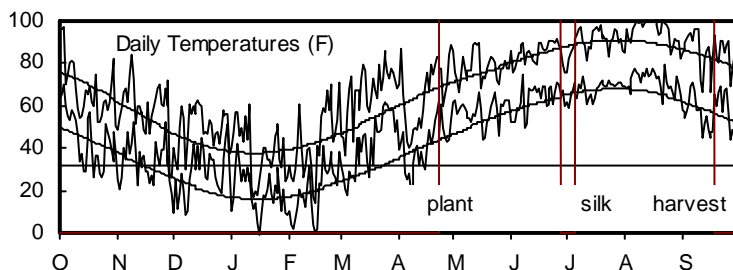
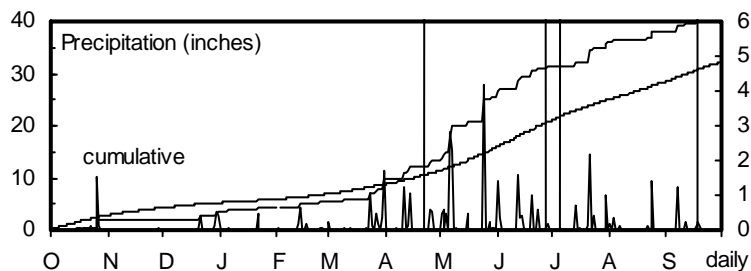
120 - 0 - 0 lb/a N, P, K

Planted on 4/23/2007; Harvested on 9/17/2007

Target stand of 23,000 plants/acre; 9.1 in. spacing

Conditions were generally good throughout the growing season. The plants became somewhat stressed during the extended hot weather in July and August, but timely rains helped grain fill.

Month	Precipitation		Average Temp.		GDU	
	2007	Norm.	2007	Norm.	2007	Norm.
Oct.-Mar.	9.8	8.6	43	39	315	57
April	3.7	2.6	54	53	277	237
May	11.9	4.5	68	64	559	441
June	5.9	5.1	74	73	705	685
July	4.7	4.0	79	79	829	823
August	2.3	3.5	84	78	887	801
Sept.	2.0	3.8	72	70	617	587
Totals:	40.2	32.1	58	54	4,188	3,628



North Central Kansas Experiment Field, Belleville; Barney Gordon, agronomist; Michael Larson and Doug Stensaas, techs.

Crete silt loam; Wheat in 2006

180 - 30 - 5 lb/a N, P, K

Planted on 5/10/2007; Harvested on 10/24/2007

Target stand of 22,000 plants/acre; 9.5 in. spacing

Generally good conditions throughout growing season with frequent rainfall.

Month	Precipitation		Average Temp.		GDU	
	2007	Norm.	2007	Norm.	2007	Norm.
Oct.-Mar.	8.8	6.6	40	36	246	25
April	2.5	2.3	51	52	235	217
May	9.3	3.7	66	63	516	421
June	2.4	4.6	73	73	678	679
July	6.2	3.4	80	78	819	807
August	4.4	3.4	82	77	862	780
Sept.	5.3	3.5	70	68	603	538
Totals:	38.8	27.4	55	52	3,959	3,468

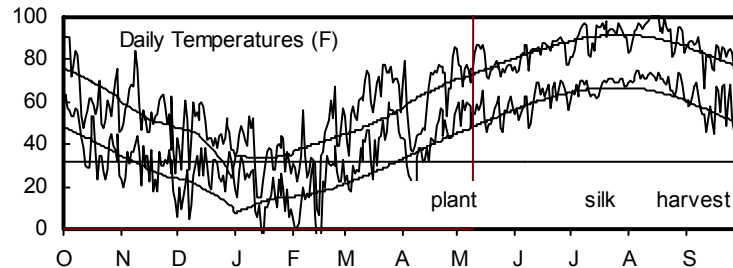
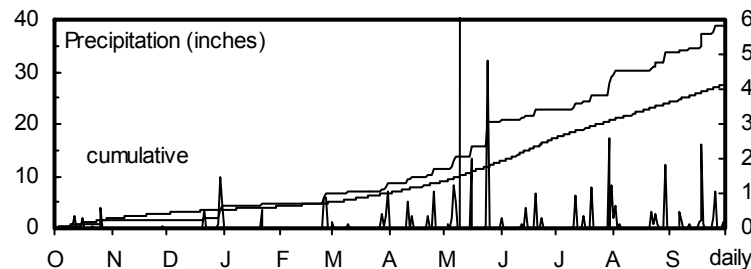


TABLE 2 continued. NORTHEAST KANSAS DRYLAND CORN PERFORMANCE TESTS, 2007.

Table with columns for BRAND, NAME, and four county groups: Manhattan, Riley County; Severance, Doniphan County; Centralia, Nemaha County; and Belleville, Republic County. Each county group has sub-columns for YIELD, PAVG, TW, MOIST, DAYS, LDG, and 1000 ppa.

* Seed treatments and hybrid traits located in Table 16.
** Yields in bold are in the top LSD group.
*** Unless two hybrids differ by more than the LSD, little confidence can be placed in one being superior to the other.

TABLE 3. NORTHEAST KANSAS MULTI-YEAR YIELD PERCENT OF TEST AVERAGES, 2005-2007.

Table with columns for BRAND, NAME, and four county groups: Manhattan, Riley County; Severance, Doniphan County; Centralia, Nemaha County; and Belleville, Republic County. Each county group has sub-columns for 2007, 2006, 2005, Avg., and 3-Yr. yield percentages.




Figure 1. NORTHEAST Kansas corn hybrid standardized performance summary, 2003-2007.

Values within bars indicate the number of comparisons with checks. Symbols (+, -) indicate if statistically higher or lower than mean of checks.

NORTHEAST KANSAS SPRINKLER-IRRIGATED CORN TEST ON SILT LOAM SOIL

Kansas River Valley Experiment Field, Topeka; Larry Maddux, agronomist; Charles Clark and William Riley, technicians

Eudora silt loam; Soybean in 2006

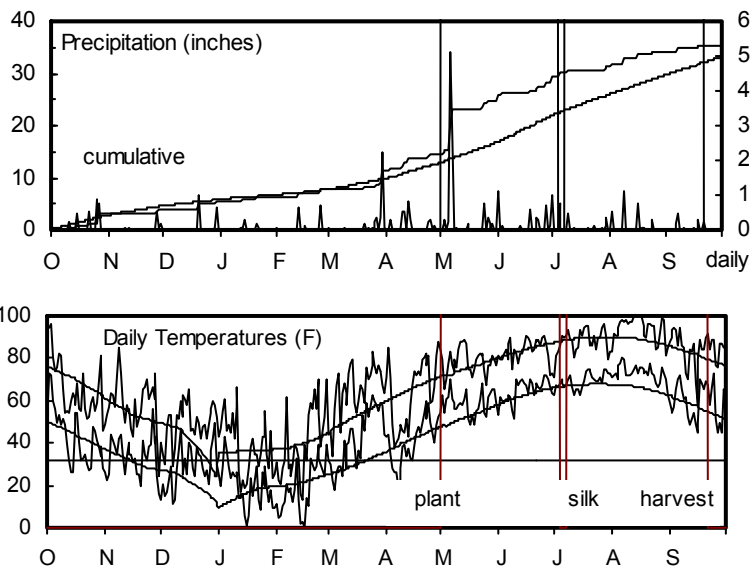
160 - 40 - 0 lb/a N, P, K

Planted on 5/1/2007; Harvested on 9/20/2007

Target stand of 26,000 plants/acre; 8.0 in. spacing

Weather conditions after planting contributed to "rootless" corn, which reduced the number of plants per acre.

Month	Precipitation		Average Temp.		GDU	
	2007	Norm.	2007	Norm.	2007	Norm.
Oct.-Mar.	11.4	9.7	42	38	296	50
April	3.2	3.0	53	54	255	236
May	10.3	3.9	69	64	576	444
June	4.4	5.1	74	73	709	698
July	2.0	4.1	79	78	844	827
August	2.8	3.7	84	77	906	802
Sept.	1.4	3.5	71	69	622	571
Totals:	35.4	33.0	57	54	4,207	3,627



Private farm near Clay Center; Mark Taddiken, cooperater

Muir silt loam; Soybean in 2006

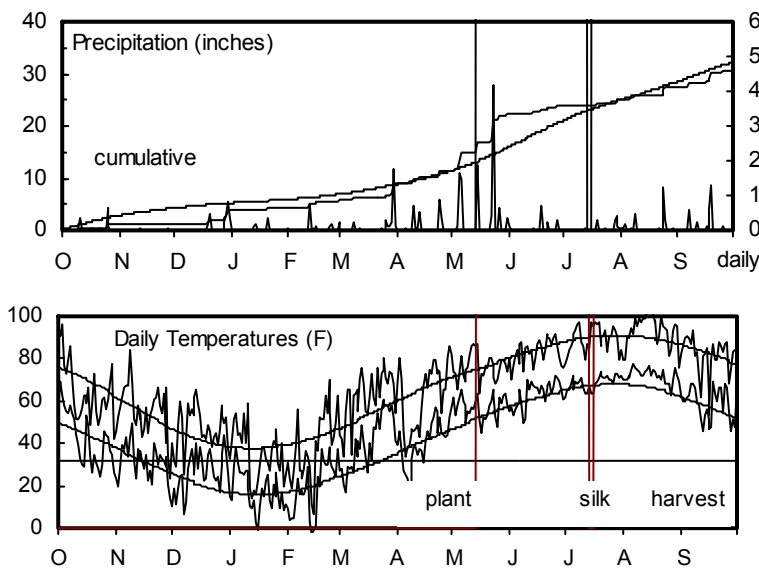
200 - 15 - 0 lb/a N, P, K

Planted on 5/14/2007; Harvested on 10/22/2007

Target stand of 30,000 plants/acre; 7.0 in. spacing

Wet weather delayed planting and harvest. Most plots had some degree of lodging.

Month	Precipitation		Average Temp.		GDU	
	2007	Norm.	2007	Norm.	2007	Norm.
Oct.-Mar.	8.9	8.6	40	39	248	57
April	2.7	2.6	51	53	234	237
May	10.8	4.5	67	64	518	441
June	1.4	5.1	73	73	681	685
July	1.3	4.0	79	79	834	823
August	2.5	3.5	83	78	884	801
Sept.	2.9	3.8	70	70	591	587
Totals:	30.5	32.1	56	54	3,989	3,628



Irrigation Experiment Field, Scandia; Barney Gordon, agronomist; Michael Larson and Doug Stensaas, technicians

Crete silt loam; Soybean in 2006

200 - 30 - 5 lb/a N, P, K

Planted on 4/30/2007; Harvested on 10/24/2007

Target stand of 30,000 plants/acre; 7.0 in. spacing

Normal growing conditions with no extremes in the weather.

Month	Precipitation		Average Temp.		GDU	
	2007	Norm.	2007	Norm.	2007	Norm.
Oct.-Mar.	7.9	6.6	38	36	218	25
April	1.9	2.3	50	52	220	217
May	6.8	3.7	66	63	490	421
June	4.0	4.6	72	73	650	679
July	3.5	3.4	78	78	802	807
August	2.3	3.4	80	77	836	780
Sept.	2.4	3.5	68	68	550	538
Totals:	28.8	27.4	54	52	3,766	3,468

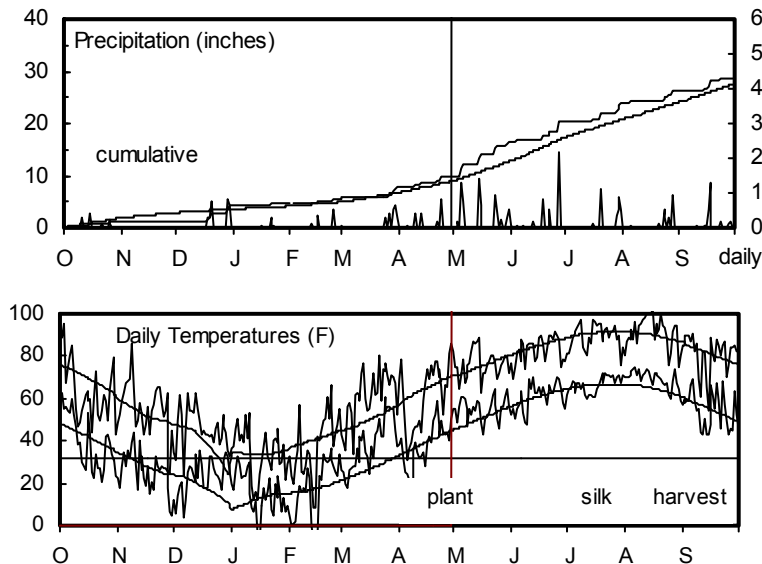


TABLE 4 continued. NORTHEAST KANSAS SPRINKLER IRRIGATED CORN PERFORMANCE TESTS, 2007.

BRAND	NAME	Topeka, Shawnee County							Clay Center, Clay County							Scandia, Republic County						
		YIELD (bu/a)	PAVG (%)	TW (lb/bu)	MOIST (%)	DAYS (silks)	LDG (%)	1000 ppa	YIELD (bu/a)	PAVG (%)	TW (lb/bu)	MOIST (%)	DAYS (silks)	LDG (%)	1000 ppa	YIELD (bu/a)	PAVG (%)	TW (lb/bu)	MOIST (%)	DAYS (silks)	LDG (%)	1000 ppa
RENZE	1357YGPL/RR	188	99	57	17	64	0	24.2	180	94	55	16	61	34	32.6	216	96	58	14	68	0	38.2
RENZE	5347HX1/LL	192	101	56	18	66	2	25.3	198	103	57	16	61	17	29.3	236	105	59	15	70	1	40.7
RENZE	8386YGCB	186	98	55	19	67	3	24.6	217	113	58	15	61	17	30.1	221	98	58	15	69	0	37.1
RENZE	8428YGCB	177	93	56	18	65	1	25.3	179	93	55	15	61	12	29.9	237	105	58	15	69	0	37.1
RENZE	9328YGCB/RR	195	102	57	19	65	2	24.4	194	101	56	15	60	31	31.1	222	99	59	15	69	1	37.6
RENZE	9386YGCB/RR	178	93	57	18	65	0	25.1	202	105	56	16	61	33	29.2	213	95	59	15	70	0	37.6
TAYLOR	77640 RR	185	97	58	16	64	1	24.8	--	--	--	--	--	--	--	--	--	--	--	--	--	--
TAYLOR	930 RR/Bt	181	95	56	16	63	2	24.2	217	113	57	15	61	49	31.1	218	97	59	15	68	1	36.2
TRIUMPH	1608VT3	--	--	--	--	--	--	--	--	--	--	--	--	--	--	237	106	58	15	69	0	37.0
TRIUMPH	1866Bt	--	--	--	--	--	--	--	193	100	56	16	62	46	28.5	--	--	--	--	--	--	--
TRIUMPH	1977CbRR	--	--	--	--	--	--	--	207	108	56	15	61	20	29.9	--	--	--	--	--	--	--
	AVERAGE	190	190	56	18	65	2	25.2	193	193	56	15	61	28	29.9	225	225	59	15	69	1	38.1
	CV (%)	9	9	2	9	2	--	0.0	8	8	7	9	2	--	9.0	4	4	1	2	1	--	6.2
	LSD (.05)	24	14	2	2	2	4	2.2	21	11	5	2	2	29	3.8	16	7	1	0	1	2	3.9

* Seed treatments and hybrid traits located in Table 16.

** Yields in bold are in the top LSD group.

*** Unless two hybrids differ by more than the LSD, little confidence can be placed in one being superior to the other.

TABLE 5. NORTHEAST KANSAS IRRIGATED MULTI-YEAR YIELD PERCENT OF TEST AVERAGES, 2005-2007.

BRAND	NAME	Topeka, Shawnee County					Clay Center, Clay County					Scandia, Republic County				
		2007 (%)	2006 (%)	2005 (%)	2-Yr. Avg. (%)	3-Yr. Avg. (%)	2007 (%)	2006 (%)	2005 (%)	2-Yr. Avg. (%)	3-Yr. Avg. (%)	2007 (%)	2006 (%)	2005 (%)	2-Yr. Avg. (%)	3-Yr. Avg. (%)
CROPLAN GEN.	6831TS	96	102	117	99	105	--	--	--	--	--	--	--	--	--	--
DYNA-GRO	57F06	--	--	--	--	--	99	108	--	104	--	--	--	--	--	--
DYNA-GRO	57F37	--	--	--	--	--	70	105	--	88	--	101	105	--	103	--
DYNA-GRO	57P12	--	--	--	--	--	101	107	--	104	--	104	106	--	105	--
FONTANELLE	7951YGCB	--	--	--	--	--	91	99	--	95	--	104	103	--	104	--
FONTANELLE	8K389	--	--	--	--	--	105	89	--	97	--	99	97	--	98	--
GARST	8247YG1	111	117	--	114	--	94	124	--	109	--	112	113	--	113	--
GARST	8295YG1/RR	93	107	--	100	--	112	115	--	114	--	113	106	--	110	--
KRUGER	K-2613RR/YGCB	102	106	--	104	--	--	--	--	--	--	--	--	--	--	--
KRUGER	K-8616Hx	102	98	--	100	--	88	96	--	92	--	100	100	--	100	--
MAT CHK	FULL-R8526YGCB	97	105	108	101	104	87	104	--	96	--	99	108	--	104	--
MAT CHK	MID-NC+4823B	105	90	106	97	100	99	91	94	95	95	94	100	98	97	97
MAT CHK	SHRT-DKC50-20	79	78	81	79	79	95	76	89	86	87	75	83	88	79	82
MIDLAND	MG 436Bt	100	107	--	103	--	--	--	--	--	--	--	--	--	--	--
MIDLAND	MG 617Bt	85	97	--	91	--	--	--	--	--	--	--	--	--	--	--
MIDLAND	MG 7A28B/RR	107	107	--	107	--	--	--	--	--	--	--	--	--	--	--
MIDLAND	MG 7A53Bt	98	107	--	102	--	--	--	--	--	--	--	--	--	--	--
MIDLAND	MG 7A58B/RR	104	91	--	98	--	--	--	--	--	--	--	--	--	--	--
MYCOGEN	2T801	103	101	90	102	98	95	96	103	96	98	--	--	--	--	--
MYCOGEN	2T828	100	102	--	101	--	--	--	--	--	--	--	--	--	--	--
NC+	6122RB	102	105	--	104	--	--	--	--	--	--	--	--	--	--	--
NK	N76-D3	96	103	--	100	--	--	--	--	--	--	--	--	--	--	--
PFISTER	3356T	102	98	--	100	--	--	--	--	--	--	--	--	--	--	--
	AVERAGE	190	215	180	202	195	193	222	253	208	223	225	203	231	214	220
	CV (%)	9	8	12	--	--	8	8	5	--	--	4	5	4	--	--
	LSD (.05)	24	14	16	--	--	21	12	7	--	--	16	6	5	--	--




Figure 2. NORTHEAST Kansas IRRIGATED corn hybrid standardized performance summary, 2003-2007.

Values within bars indicate the number of comparisons with checks. Symbols (+, -) indicate if statistically higher or lower than mean of checks.

EASTERN KANSAS DRYLAND CORN TEST ON SILTY CLAY LOAM

Private farm northwest of Topeka; Larry Maddux, agronomist; Charles Clark and William Riley, technicians

Silty clay loam; in 2006

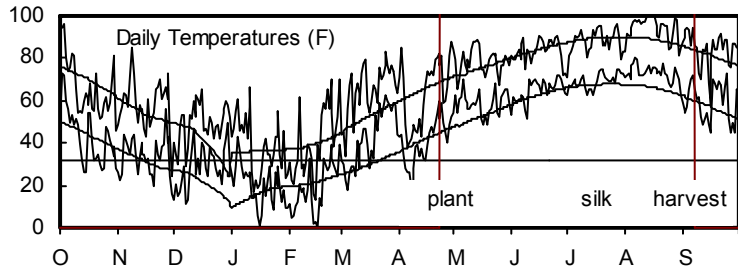
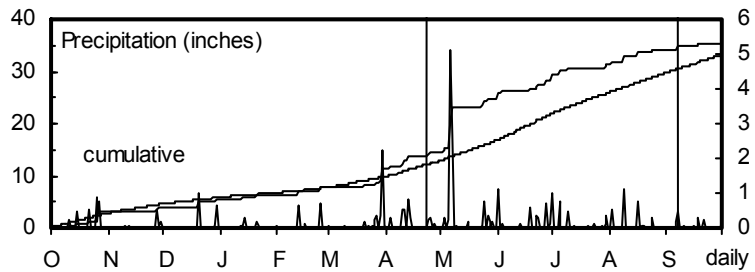
155 - 35 - 0 lb/a N, P, K

Planted on 4/24/2007; Harvested on 9/6/2007

Target stand of 22,000 plants/acre; 9.5 in. spacing

Wetter than normal throughout most of season; some lodging reported.

Month	Precipitation		Average Temp.		GDU	
	2007	Norm.	2007	Norm.	2007	Norm.
Oct.-Mar.	11.4	9.7	42	38	296	50
April	3.2	3.0	53	54	255	236
May	10.3	3.9	69	64	576	444
June	4.4	5.1	74	73	709	698
July	2.0	4.1	79	78	844	827
August	2.8	3.7	84	77	906	802
Sept.	1.4	3.5	71	69	622	571
Totals:	35.4	33.0	57	54	4,207	3,627



East Central Kansas Experiment Field, Ottawa; Larry Maddux and Jim Kimball, agronomists

Woodson silt loam; Soybean in 2006

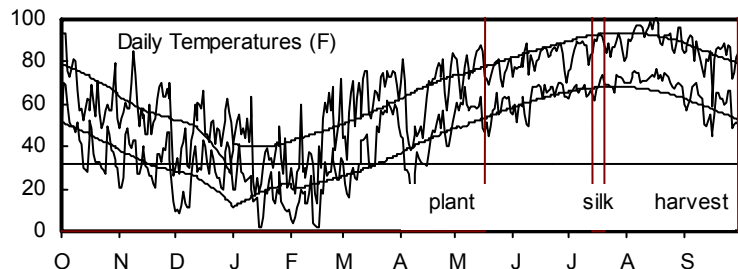
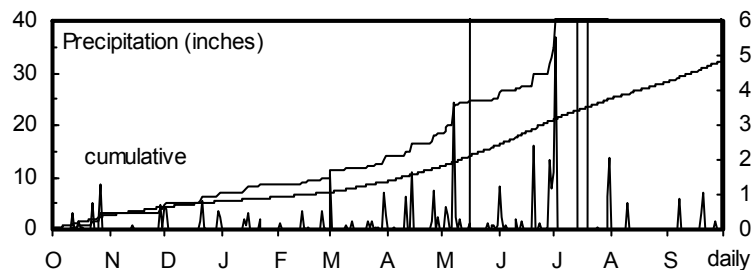
120 - 30 - 15 lb/a N, P, K

Planted on 5/17/2007; Harvested on 9/28/2007

Target stand of 21,000 plants/acre; 10.0 in. spacing

Planting was delayed by wet weather. Good conditions throughout spring and summer. Very little lodging.

Month	Precipitation		Average Temp.		GDU	
	2007	Norm.	2007	Norm.	2007	Norm.
Oct.-Mar.	14.0	9.0	41	41	274	94
April	4.4	2.9	51	56	232	278
May	6.8	4.1	67	65	545	481
June	9.7	4.9	73	74	676	713
July	8.6	4.0	78	80	819	831
August	0.8	3.2	82	79	889	807
Sept.	2.6	4.0	71	71	609	616
Totals:	46.8	32.2	56	56	4,044	3,820



Harvey County Experiment Field, Hesston; Mark Claassen, agronomist; Lowell Stucky and Kevin Duerksen, technicians

Smolan silt loam; Soybean in 2006

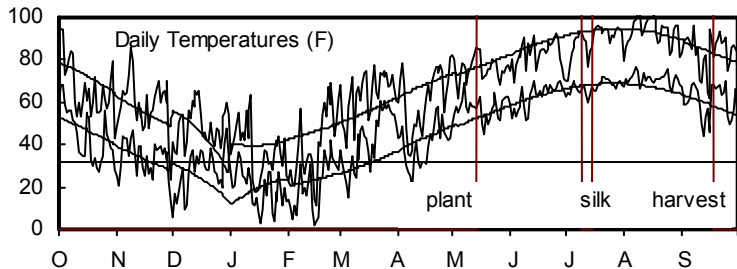
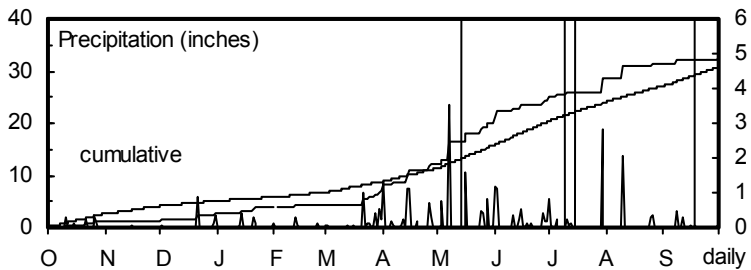
95 - 37 - 0 lb/a N, P, K

Planted on 5/14/2007; Harvested on 9/17/2007

Target stand of 18,000 plants/acre; 11.6 in. spacing

Rainfall was well above normal in April and May. Despite having less rainfall and warm temperatures the rest of the summer, conditions were generally better than average for corn.

Month	Precipitation		Average Temp.		GDU	
	2007	Norm.	2007	Norm.	2007	Norm.
Oct.-Mar.	7.0	8.7	42	41	260	91
April	5.2	2.6	51	56	214	271
May	7.8	4.4	67	65	521	477
June	5.3	4.7	73	75	668	724
July	3.5	3.7	79	81	807	840
August	2.8	3.1	82	80	878	819
Sept.	0.9	3.6	72	71	633	632
Totals:	32.4	30.6	56	56	3,982	3,854






Figure 3. EAST/CENTRAL Kansas corn hybrid standardized performance summary, 2003-2007.

Values within bars indicate the number of comparisons with checks. Symbols (+, -) indicate if statistically higher or lower than mean of checks.

EAST CENTRAL KANSAS DRYLAND SHORT-SEASON CORN TEST ON SILT LOAM SOIL

East Central Kansas Experiment Field, Ottawa; Larry Maddux and Jim Kimball, agronomists

Woodson silt loam; Soybean in 2006

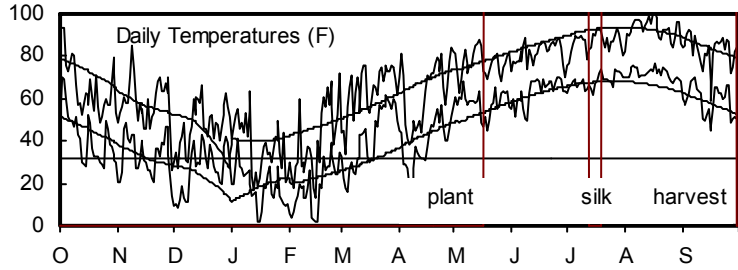
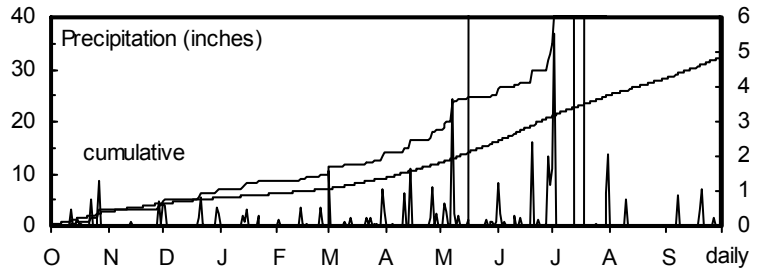
120 - 30 - 15 lb/a N, P, K

Planted on 5/17/2007; Harvested on 9/28/2007

Target stand of 22,000 plants/acre; 9.5 in. spacing

Higher than normal moisture in spring and summer.
Very little lodging.

Month	Precipitation		Average Temp.		GDU	
	2007	Norm.	2007	Norm.	2007	Norm.
Oct.-Mar.	14.0	9.0	41	41	274	94
April	4.4	2.9	51	56	232	278
May	6.8	4.1	67	65	545	481
June	9.7	4.9	73	74	676	713
July	8.6	4.0	78	80	819	831
August	0.8	3.2	82	79	889	807
Sept.	2.6	4.0	71	71	609	616
Totals:	46.8	32.2	56	56	4,044	3,820



Four-State Farm Show, Pittsburg; James Long, agronomist; Kelly Kusel, research technician

Parsons silt loam; Soybean in 2006

150 - 60 - 60 lb/a N, P, K

Planted on 4/20/2007; Harvested on 8/30/2007

Target stand of 22,000 plants/acre; 9.5 in. spacing

Month	Precipitation		Average Temp.		GDU	
	2007	Norm.	2007	Norm.	2007	Norm.
Oct.-Mar.	14.5	14.0	43	43	307	123
April	3.4	3.7	52	57	254	284
May	9.8	5.0	68	65	598	479
June	13.5	4.8	74	74	747	711
July	4.0	3.6	78	80	860	833
August	1.3	3.8	82	79	939	817
Sept.	2.4	4.5	72	71	694	633
Totals:	48.9	39.3	57	57	4,397	3,878

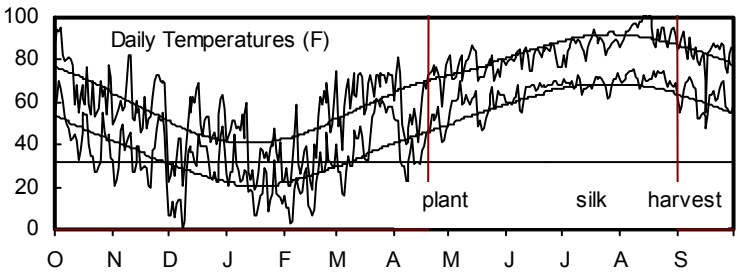
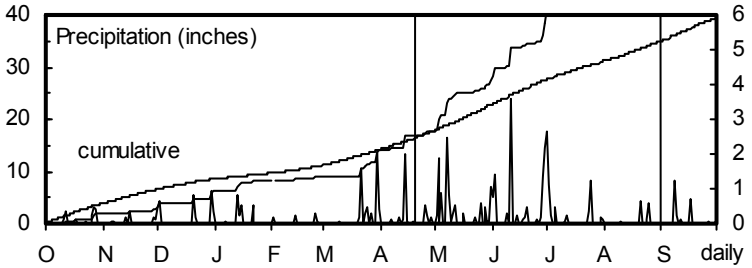


TABLE 9. SHORT-SEASON MULTI-YEAR YIELD PERCENT OF TEST AVERAGES, 2005-2007.

BRAND	NAME	Pittsburg, Crawford County					Ottawa, Franklin County				
		2007 (%)	2006 (%)	2005 (%)	2-Yr. Avg. (%)	3-Yr. Avg. (%)	2007 (%)	2006 (%)	2005 (%)	2-Yr. Avg. (%)	3-Yr. Avg. (%)
DEKALB	DKC52-63(RR2/YGCB)	105	110	--	107	--	--	--	--	--	--
DYNA-GRO	56P07	--	--	--	--	--	113	92	--	102	--
DYNA-GRO	55P86	--	--	--	--	--	120	95	--	102	--
DYNA-GRO	57F06	98	103	--	102	--	--	--	--	--	--
MAT CHK	FULL-R8526YGCB	105	104	--	105	--	107	110	--	108	--
MAT CHK	MID-NC+4823B	104	102	111	103	105	103	110	109	107	107
MAT CHK	SHRT-DKC50-20	98	102	100	100	100	88	90	85	89	88
MIDLAND	MG 126Bt	97	101	--	99	--	88	101	--	94	--
MIDLAND	MG 247Bt	86	95	--	91	--	85	92	--	88	--
MIDLAND	MG 7A53Bt	109	105	--	107	--	--	--	--	--	--
MYCOGEN	2C727	106	102	--	105	--	--	--	--	--	--
NK	N68-B8	107	98	--	102	--	--	--	--	--	--
PIONEER	35P10	95	116	114	106	108	106	101	99	104	102
	AVERAGE (bu/a)	182	99	168	141	150	104	132	126	118	120
	CV (%)	7	14	5			8	9	9		
	LSD (.05)	10	13	7			12	12	12		

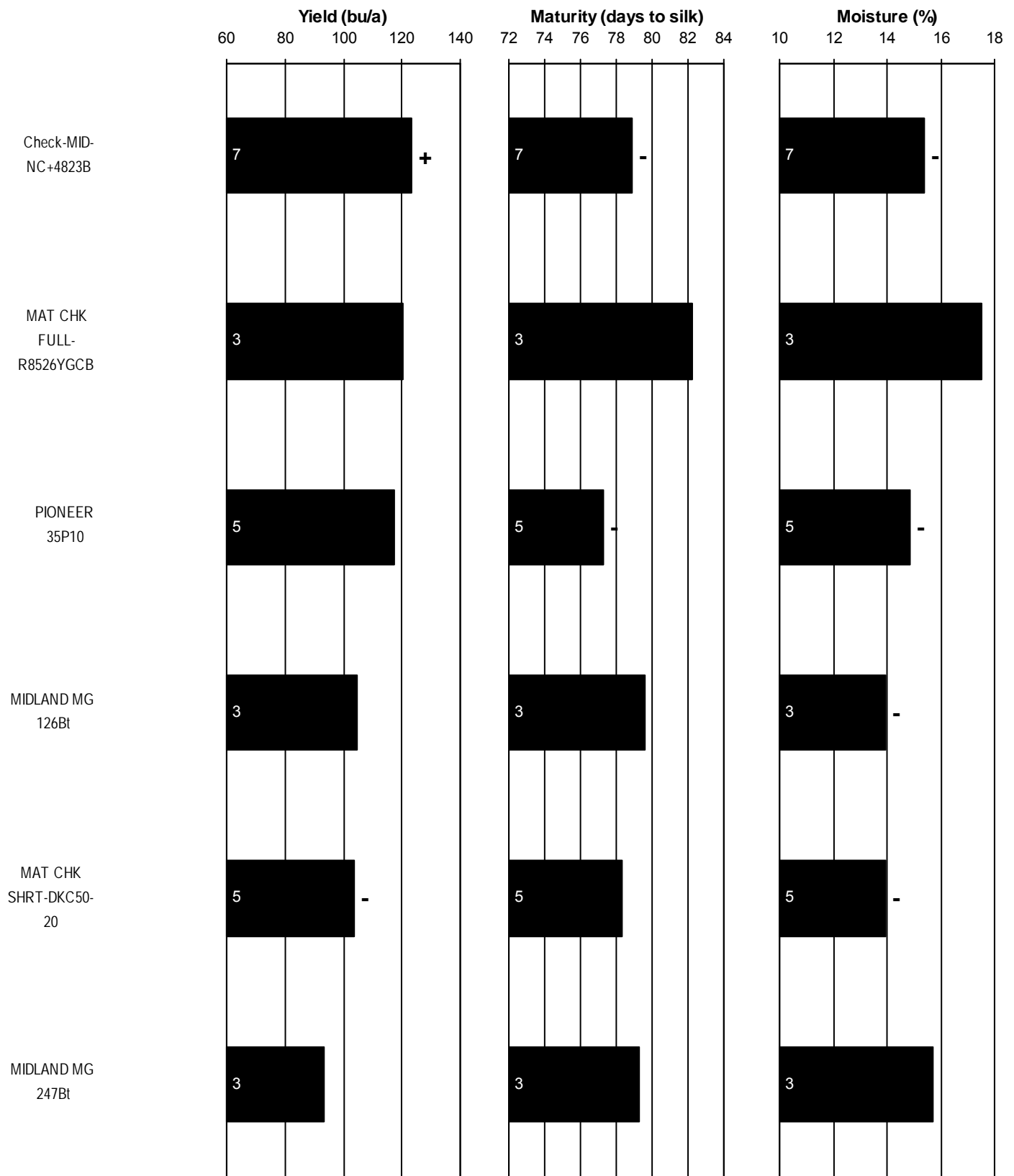


Figure 4. Kansas SHORT-SEASON corn hybrid standardized performance summary, 2003-2007.

Values within bars indicate the number of comparisons with checks. Symbols (+,-) indicate if statistically higher or lower than mean of checks.

SOUTH CENTRAL KANSAS IRRIGATED CORN TEST ON SILT LOAM SOIL

Private farm near Inman; Jane Lingenfelter, agronomist; Norman and Tracy Schmidt, cooperators

Crete silt loam; Soybean in 2006

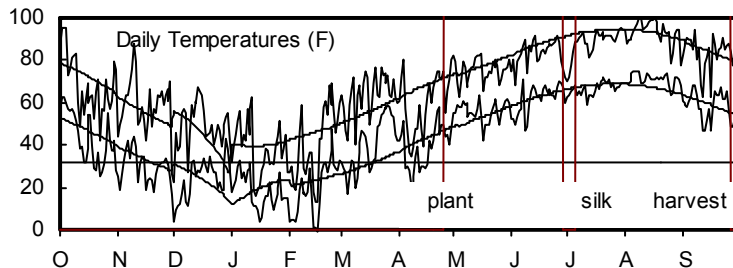
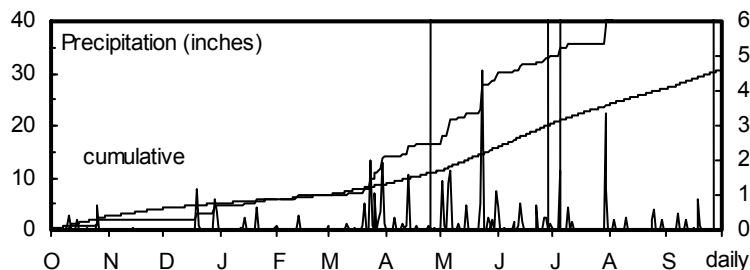
230 - 30 - 0 lb/a N, P, K

Planted on 4/26/2007; Harvested on 9/25/2007

Target stand of 30,000 plants/acre; 7.0 in. spacing

Conditions were generally good for optimum growth.

Month	Precipitation		Average Temp.		GDU	
	2007	Norm.	2007	Norm.	2007	Norm.
Oct.-Mar.	14.0	8.7	41	41	241	91
April	2.7	2.6	50	56	203	271
May	13.0	4.4	66	65	485	477
June	3.7	4.7	73	75	661	724
July	7.2	3.7	78	81	803	840
August	1.9	3.1	82	80	870	819
Sept.	1.8	3.6	71	71	603	632
Totals:	44.1	30.6	56	56	3,864	3,854



Private farm near Hutchinson; Evans Seed Farm; Bill Heer, agronomist; John Evans, cooperater

Punkin silt loam; Soybean in 2006

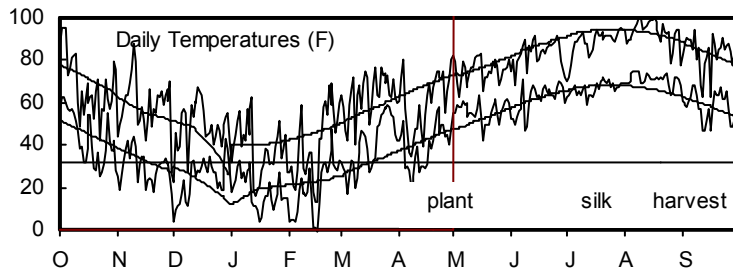
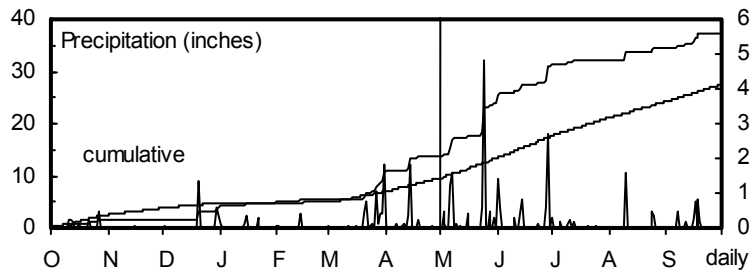
200 - 30 - 0 lb/a N, P, K

Planted on 5/1/2007; Harvested on 10/9/2007

Target stand of 30,000 plants/acre; 7.0 in. spacing

Wet weather before and after planting affected emergence and stands.

Month	Precipitation		Average Temp.		GDU	
	2007	Norm.	2007	Norm.	2007	Norm.
Oct.-Mar.	10.7	6.8	41	40	241	101
April	2.9	2.6	50	55	203	271
May	10.4	3.8	66	65	485	459
June	7.3	4.3	73	75	661	712
July	0.9	3.5	78	81	803	832
August	2.4	3.1	82	79	870	807
Sept.	2.6	3.3	71	70	603	610
Totals:	37.2	27.3	56	56	3,864	3,792



Private farm near St. John, Russell & Son Farms; Jane Lingenfelter, agronomist; Rick Russell, cooperater

Carwile fine sandy loam; Soybean in 2006

184 - 0 - 0 lb/a N, P, K

Planted on 4/27/2007; Harvested on 9/25/2007

Target stand of 30,000 plants/acre; 7.0 in. spacing

Some low spots in the field had standing water for much of the spring and early summer.

Month	Precipitation		Average Temp.		GDU	
	2007	Norm.	2007	Norm.	2007	Norm.
Oct.-Mar.	10.3	7.1	44	42	270	126
April	2.1	2.0	51	56	226	302
May	14.4	3.4	67	66	530	497
June	6.1	3.7	73	76	673	725
July	2.6	2.9	79	79	817	824
August	0.8	2.5	84	78	895	764
Sept.	0.8	2.5	73	69	654	568
Totals:	37.1	24.0	57	56	4,065	3,806

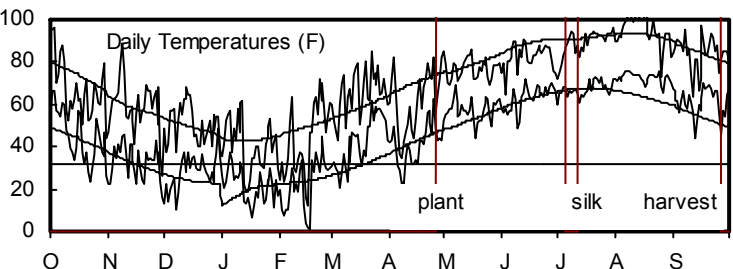
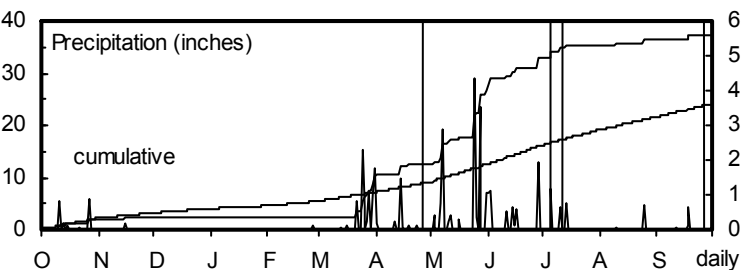


TABLE 10 continued. SOUTH CENTRAL KANSAS IRRIGATED CORN PERFORMANCE TESTS, 2007.

BRAND	NAME	Inman, McPherson County					Hutchinson, Reno County					St. John, Stafford County							
		YIELD (bu/a)	PAVG (%)	TW (lb/bu)	MOIST (%)	DAYS (silk)	1000 ppa	YIELD (bu/a)	PAVG (%)	TW (lb/bu)	MOIST (%)	1000 ppa	YIELD (bu/a)	PAVG (%)	TW (lb/bu)	MOIST (%)	DAYS (silk)	LDG (%)	1000 ppa
TRIUMPH	1203CBRR	--	--	--	--	--	--	--	--	--	--	158	98	57	15	73	22	29.5	
TRIUMPH	1536CBRR	202	102	58	13	65	30.9	--	--	--	--	--	--	--	--	--	--	--	
TRIUMPH	1706VT3	--	--	--	--	--	--	--	--	--	--	163	102	56	15	72	3	27.7	
TRIUMPH	1608VT3	186	94	57	14	65	23.3	165	94	56	15	22.4	--	--	--	--	--	--	
TRIUMPH	1977CbRR	231	117	58	15	70	28.4	135	77	56	17	26.4	152	95	57	17	73	6	30.3
	AVERAGE	198	198	58	14	66	27.4	176	176	56	16	24.2	160	160	57	15	72	13	29.9
	CV (%)	8	8	1	3	2	7.1	7	7	1	4	14.8	9	9	2	8	3	--	5.1
	LSD (.05)	22	11	1	1	2	2.7	17	10	1	1	5.0	21	13	1	2	3	26	2.2

* Seed treatments and hybrid traits located in Table 16.

** Yields in bold are in the top LSD group.

*** Unless two hybrids differ by more than the LSD, little confidence can be placed in one being superior to the other.

TABLE 11. SOUTH CENTRAL MULTI-YEAR YIELD PERCENT OF TEST AVERAGES, 2005-2007.

BRAND	NAME	Inman, McPherson County					Hutchinson, Reno County					St. John, Stafford County				
		2007 (%)	2006 (%)	2005 (%)	2-Yr. Avg. (%)	3-Yr. Avg. (%)	2007 (%)	2006 (%)	2005 (%)	2-Yr. Avg. (%)	3-Yr. Avg. (%)	2007 (%)	2006 (%)	2005 (%)	2-Yr. Avg. (%)	3-Yr. Avg. (%)
DYNA-GRO	57F37	--	--	--	--	--	--	--	--	--	100	111	95	106	102	
FONTANELLE	7951YGCB	87	103	108	95	99	--	--	--	--	99	102	99	200	100	
MAT CHK	MID-NC+4823B	81	103	97	92	94	--	--	--	--	103	92	104	97	100	
MAT CHK	SHRT-DKC50-20	80	92	86	86	86	--	--	--	--	106	75	74	90	85	
MYCOGEN	2T801	--	--	--	--	--	--	--	--	--	111	100	102	105	104	
NK	N76-D3	96	102	95	99	98	--	--	--	--	--	--	--	--	--	
PHILLIPS	7B15RRYGCB	--	--	--	--	--	--	--	--	--	91	102	102	96	98	
	AVERAGES (bu/a)	198	221	194	209	204					160	167	222	164	183	
	CV (%)	8	10	8							9	11	6			
	LSD (0.05)*	11	14	12							13	15	8			




Figure 5. S. CENTRAL Kansas IRRIGATED corn hybrid standardized performance summary, 2003-2007.

Values within bars indicate the number of comparisons with checks. Symbols (+,-) indicate if statistically higher or lower than mean of checks.

WEST KANSAS NO-TILL DRYLAND CORN TEST

Agricultural Research Center - Hays; Ken Kofoid, agronomist

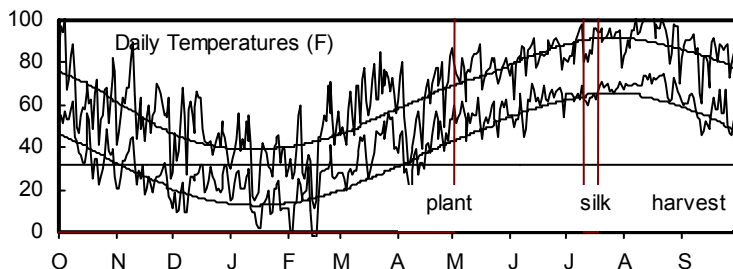
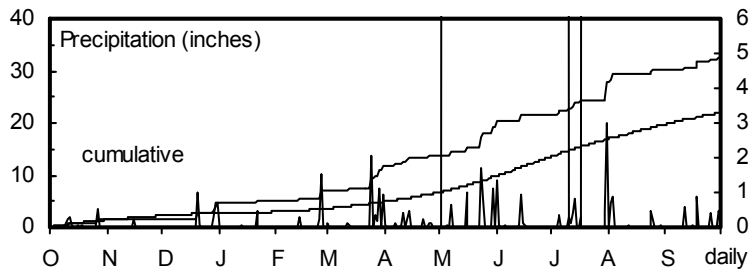
Harney clay loam; Wheat in 2006

80 - - lb/a N, P, K

Planted on 5/2/2007; Harvested on 10/3/2007

Target stand of 17,000 plants/acre; 12.3 in. spacing

Plant emergence was excellent with nearly 100% stand. Spring and summer conditions were ideal with adequate, and sometimes surplus, rainfall. Dry and warm August caused slight stress during grain filling.



Month	Precipitation		Average Temp.		GDU	
	2007	Norm.	2007	Norm.	2007	Norm.
Oct.-Mar.	11.9	4.8	40	36	230	40
April	1.8	1.8	51	50	222	205
May	5.4	3.1	66	61	507	381
June	2.6	3.8	72	71	657	635
July	6.0	3.4	78	78	784	783
August	2.5	2.8	82	76	851	760
Sept.	2.4	2.3	70	68	590	540
Totals:	32.6	21.9	55	52	3,840	3,343

Southwest Research-Extension Center, Garden City; Monty Spangler

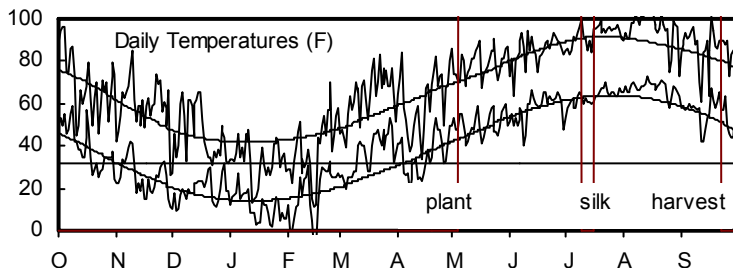
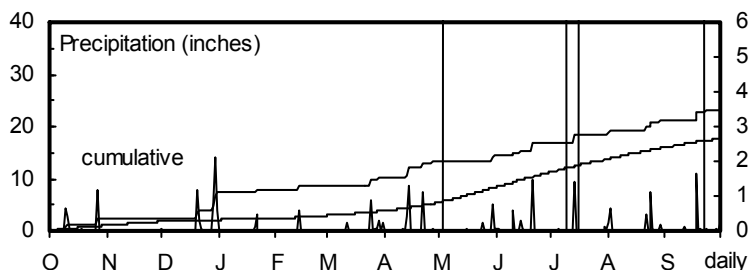
Keith silt loam; Wheat in 2006

200 - - lb/a N, P, K

Planted on 5/4/2007; Harvested on 9/21/2007

Target stand of 17,000 plants/acre; 12.3 in. spacing

Ample moisture at planting; somewhat dry later in June and early July. Very hot in July and August, but there were timely rains during grain fill.



Month	Precipitation		Average Temp.		GDU	
	2007	Norm.	2007	Norm.	2007	Norm.
Oct.-Mar.	10.3	3.8	39	37	225	56
April	2.9	1.6	49	50	202	214
May	1.2	2.9	64	61	474	388
June	2.5	3.0	72	72	629	635
July	1.7	2.5	78	78	763	768
August	2.6	2.2	81	75	805	746
Sept.	2.1	1.6	71	68	603	530
Totals:	23.3	17.6	54	52	3,700	3,337

WEST CENTRAL KANSAS NO-TILL DRYLAND CORN TEST, continued.

Southwest Research-Extension Center, Tribune; Alan Schlegel, agronomist

Ulysses silt loam; Wheat in 2006

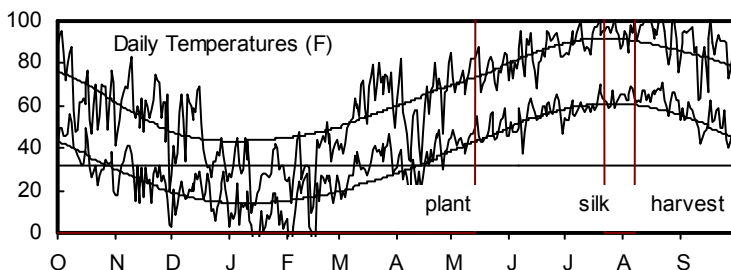
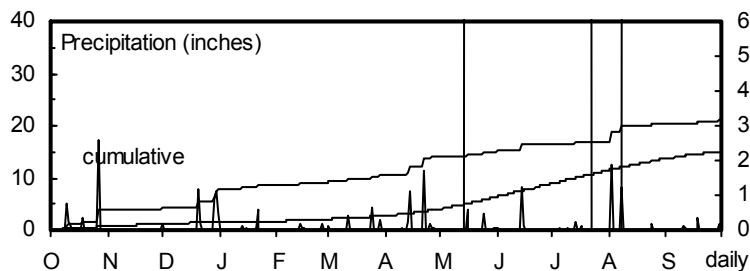
10 - 34 - 0 lb/a N, P, K

Planted on 5/14/2007; Harvested on 10/12/2007

Target stand of 17,000 plants/acre; 12.3 in. spacing

Good emergence and establishment. Dry conditions and high temperatures severely restricted pollination and grain fill.

Month	Precipitation		Average Temp.		GDU	
	2007	Norm.	2007	Norm.	2007	Norm.
Oct.-Mar.	10.7	2.7	36	37	197	73
April	3.3	1.3	47	49	187	222
May	1.1	2.3	61	59	417	381
June	1.4	2.5	70	70	577	581
July	0.5	2.6	77	76	720	720
August	3.3	2.3	79	74	766	697
Sept.	0.7	1.3	70	66	548	504
Totals:	21.0	15.0	52	52	3,412	3,177



Northwest Research-Extension Center, Colby; Patrick Evans, agronomist

Keith silt loam; Wheat in 2006

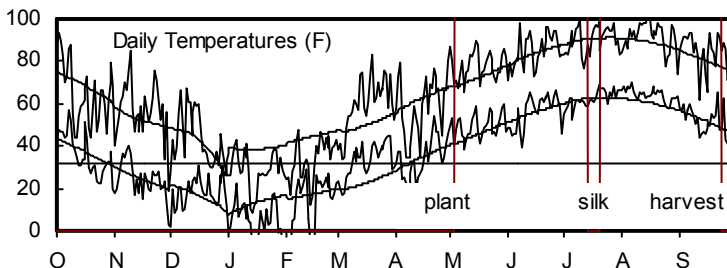
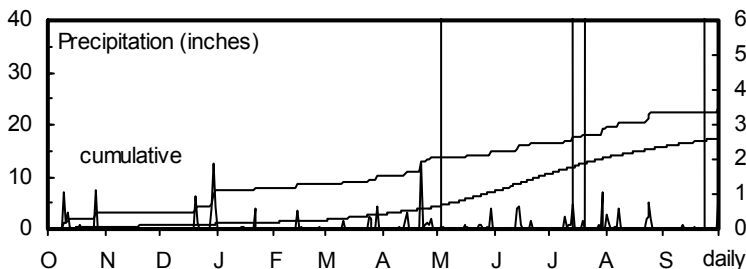
170 - 25 - lb/a N, P, K

Planted on 5/3/2007; Harvested on 9/22/2007

Target stand of 17,000 plants/acre; 12.3 in. spacing

Good planting conditions and stand establishment. Summer was not extremely hot, and plots received some beneficial rainfall in July and August. Spider mites and corn ear worms were present.

Month	Precipitation		Average Temp.		GDU	
	2007	Norm.	2007	Norm.	2007	Norm.
Oct.-Mar.	10.2	2.8	35	36	184	19
April	3.5	1.4	47	49	177	187
May	1.2	2.9	63	59	448	351
June	1.6	3.4	71	70	606	591
July	2.7	3.1	76	76	738	748
August	3.0	2.1	78	74	763	714
Sept.	1.2	1.6	68	66	542	483
Totals:	23.4	17.4	51	51	3,457	3,093






FIGURE 6. WEST Kansas DRYLAND corn hybrid standardized performance summary, 2003-2007.

Values within bars indicate the number of comparisons with checks. Symbols (+, -) indicate if statistically higher or lower than mean of checks.

WEST KANSAS IRRIGATED CORN TEST ON SILT LOAM SOIL

Northwest Research-Extension Center, Colby; Patrick Evans, agronomist

Keith silt loam; Sunflower in 2006

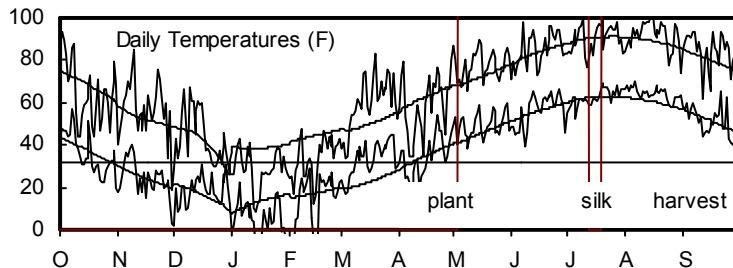
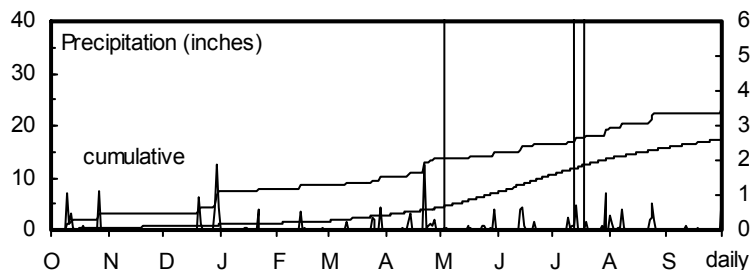
230 - 40 - lb/a N, P, K

Planted on 5/3/2007; Harvested on 10/9/2007

Target stand of 30,000 plants/acre; 7.0 in. spacing

Normal growing conditions with no extremes in the weather. Sprayed for corn borer and spider mites.

Month	Precipitation		Average Temp.		GDU	
	2007	Norm.	2007	Norm.	2007	Norm.
Oct.-Mar.	10.2	2.8	35	36	184	19
April	3.5	1.4	47	49	177	187
May	1.2	2.9	63	59	448	351
June	1.6	3.4	71	70	606	591
July	2.7	3.1	76	76	738	748
August	3.0	2.1	78	74	763	714
Sept.	1.2	1.6	68	66	542	483
Totals:	23.4	17.4	51	51	3,457	3,093



Southwest Research-Extension Center, Tribune; Alan Schlegel, agronomist

Ulysses silt loam; Sunflower in 2006

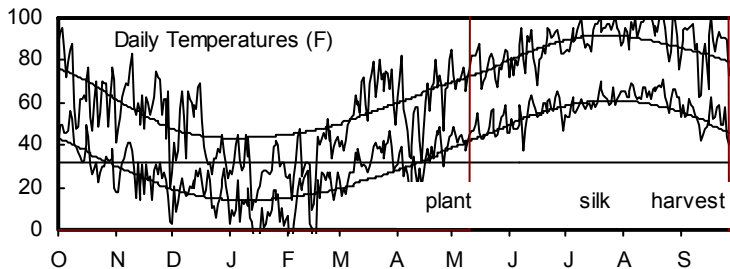
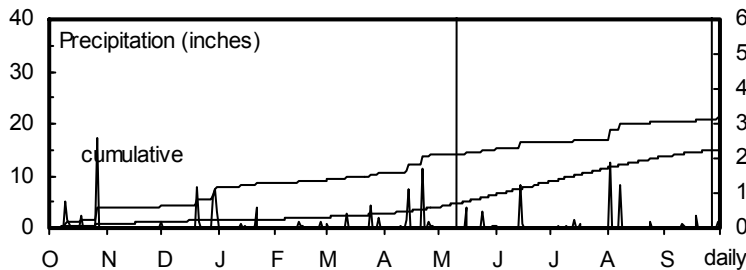
240 - 0 - 0 lb/a N, P, K

Planted on 5/11/2007; Harvested on 9/25/2007

Target stand of 30,000 plants/acre; 7.0 in. spacing

Conditions were generally good. Plots were sprayed for spider mites in August.

Month	Precipitation		Average Temp.		GDU	
	2007	Norm.	2007	Norm.	2007	Norm.
Oct.-Mar.	10.7	2.7	36	37	197	73
April	3.3	1.3	47	49	187	222
May	1.1	2.3	61	59	417	381
June	1.4	2.5	70	70	577	581
July	0.5	2.6	77	76	720	720
August	3.3	2.3	79	74	766	697
Sept.	0.7	1.3	70	66	548	504
Totals:	21.0	15.0	52	52	3,412	3,177



Southwest Research-Extension Center, Garden City; Monty Spangler, technician

Keith silt loam; Fallow in 2006

200 - - lb/a N, P, K

Planted on 5/11/2007; Harvested on 10/9/2007

Target stand of 30,000 plants/acre; 7.0 in. spacing

Good moisture throughout spring and early summer. Dry conditions in August were moderated by timely rains during grain fill.

Month	Precipitation		Average Temp.		GDU	
	2007	Norm.	2007	Norm.	2007	Norm.
Oct.-Mar.	10.3	3.8	39	37	225	56
April	2.9	1.6	49	50	202	214
May	1.2	2.9	64	61	474	388
June	2.5	3.0	72	72	629	635
July	1.7	2.5	78	78	763	768
August	2.6	2.2	81	75	805	746
Sept.	2.1	1.6	71	68	603	530
Totals:	23.3	17.6	54	52	3,700	3,337

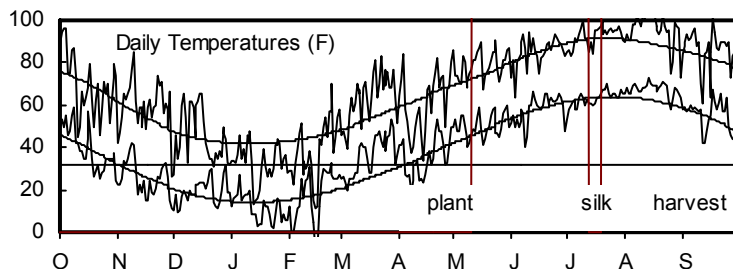
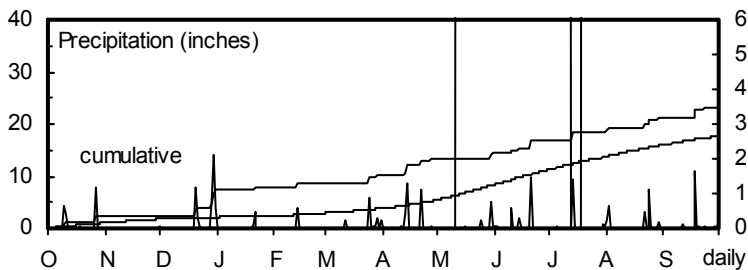


TABLE 14 continued. WEST KANSAS IRRIGATED CORN PERFORMANCE TESTS, 2007.

BRAND	NAME	Colby, Thomas County							Tribune, Greeley County							Garden City, Finney County						
		YIELD (bu/a)	PAVG (%)	TW (lb/bu)	MOIST (%)	DAYS (silk)	LDG (%)	1000 ppa	YIELD (bu/a)	PAVG (%)	TW (lb/bu)	MOIST (%)	DAYS (silk)	LDG (%)	1000 ppa	YIELD (bu/a)	PAVG (%)	TW (lb/bu)	MOIST (%)	DAYS (silk)	LDG (%)	1000 ppa
	AVERAGE	224	224	57	15	73	4	28.9	237	237	54	23	79	5	31.1	208	208	58	16	66	5	31.4
	CV (%)	9	9	1	7	1	--	9.9	8	8	2	8	3	--	4.8	6	6	1	7	1	--	5.9
	LSD (.05)	28	12	1	1	1	6	4.0	27	11	1	3	3	7	2.1	17	8	1	2	1	9	2.6

* Seed treatments and hybrid traits located in Table 16.

** Yields in bold are in the top LSD group.

*** Unless two hybrids differ by more than the LSD, little confidence can be placed in one being superior to the other.

TABLE 15. WEST IRRIGATED MULTI-YEAR YIELD PERCENT OF TEST AVERAGES, 2005-2007.

BRAND	NAME	Colby, Thomas County					Tribune, Greeley County					Garden City, Finney County				
		2007 (%)	2006 (%)	2005 (%)	2-Yr. Avg. (%)	3-Yr. Avg. (%)	2007 (%)	2006 (%)	2005 (%)	2-Yr. Avg. (%)	3-Yr. Avg. (%)	2007 (%)	2006 (%)	2005 (%)	2-Yr. Avg. (%)	3-Yr. Avg. (%)
CROPLAN GEN.	6992RB	--	--	--	--	--	--	--	--	--	93	102	--	--	97	
DEKALB	DKC66-23RR2/YGCB	--	--	--	--	--	--	--	--	--	108	104	--	--	106	
DYNA-GRO	57B94	--	--	--	--	--	--	--	--	--	106	102	--	--	104	
DYNA-GRO	57F06	--	--	--	--	--	--	--	--	--	95	100	--	--	98	
DYNA-GRO	57F37	102	102	--	102	--	98	110	--	104	--	99	106	86	102	97
DYNA-GRO	57P12	--	--	--	--	--	--	--	--	--	101	109	125	105	112	
DYNA-GRO	57P93	--	--	--	--	--	--	--	--	--	105	120	107	113	111	
DYNA-GRO	57X97	99	109	--	104	--	--	--	--	--	107	116	--	--	112	
FIELDER'S CHOICE	7830 S	--	--	--	--	--	--	--	--	--	92	106	--	--	99	
FONTANELLE	7951YGCB	107	105	108	106	106	105	102	109	103	105	103	101	111	102	105
FONTANELLE	8K389	95	95	--	95	--	98	96	--	97	--	94	88	--	91	--
LG SEEDS	LG2619BT	104	117	106	110	109	108	113	112	110	111	108	122	--	115	--
LG SEEDS	LG2627Hx	--	--	--	--	--	96	108	--	102	--	105	127	--	116	--
MAT CHK	FULL-R8526YGCB	103	101	102	102	102	92	101	88	96	94	79	111	--	95	--
MAT CHK	MID-NC+4823B	96	87	101	91	95	104	98	100	101	100	104	93	92	99	97
MAT CHK	SHRT-DKC50-20	82	84	82	83	83	87	83	95	85	88	87	68	67	78	74
MIDLAND	MG 417Bt	--	--	--	--	--	--	--	--	--	--	103	106	--	104	--
MIDLAND	MG 697Bt	--	--	--	--	--	--	--	--	--	--	101	93	--	97	--
MIDLAND	MG 7A28Bt/RR	--	--	--	--	--	--	--	--	--	--	100	104	--	102	--
MIDLAND	MG 7A58Bt/RR	--	--	--	--	--	--	--	--	--	--	98	91	--	94	--
MYCOGEN	2C727	94	104	--	99	--	104	105	--	104	--	--	--	--	--	--
MYCOGEN	2T801	111	117	108	114	112	103	13	110	108	109	97	115	100	106	104
MYCOGEN	2T828	--	--	--	--	--	--	--	--	--	--	106	109	--	108	--
NK	N70-C7	96	101	--	98	--	106	102	--	104	--	--	--	--	--	--
NK	N70-T9	--	--	--	--	--	--	--	--	--	--	102	--	113	--	108
OTTILIE	5436YGCB	103	104	106	104	105	100	113	107	107	107	--	--	--	--	--
TRIUMPH	1536CBRR	115	105	107	110	109	93	112	108	102	104	--	--	--	--	--
	AVERAGE (bu/a)	224	231	249	228	235	237	245	176	241	219	208	152	122	180	161
	CV (%)	9	9	6	6	6	8	7	7	7	7	6	12	13	13	13
	LSD (.05)	12	12	8	8	8	11	10	10	10	10	8	16	19	19	19




Figure 7. WEST Kansas IRRIGATED corn hybrid standardized performance summary, 2003-2007.

Values within bars indicate the number of comparisons with checks. Symbols (+,-) indicate if statistically higher or lower than mean of checks.

Table 16. Entries in the 2007 Kansas Corn Performance Tests*

		SD TRT	GDD	DBL	RES	P	F			SD TRT	GDD	DBL	RES	P	F
AgVenture							DYNA-GRO								
AV 4883YPRR	P250	--	95	RR,CB,RW	--	Y	57P16	P250	2815	113	RR,YGCB	N	N		
AV 5480R2CB	P250	--	98	RR,CB	--	Y	57T61	P250	2820	113	RR,HX1	Y	Y		
AV 7516YPRR	P250	--	107	RR,CB,RW	--	Y	57X97	--	2825	113	CB	Y	Y		
AV 7802YPRR	P250	--	110	RR,CB,RW	--	Y	57B94	P250	2840	113	RR,YGPL	Y	Y		
AV 8034CBRW	P250	--	111	CB,RW	--	Y	57P93	P250	2840	113	RR,YGCB	Y	Y		
AV 8036R2CB	P250	--	111	CB,RR	--	Y	57P12	P250	2860	114	RR,YGCB	Y	Y		
AV 8441R2CB	P250	--	113	RR,CB	--	Y	57V05	P250	2860	114	RR,YGVT	Y	Y		
AV 8626HXRR	P250	--	114	RR,CB	--	Y	58P59	P250	2875	116	RR,CB	Y	Y		
CROPLAN GEN.							FIELDER'S CHOICE								
4664RB	CE	2440	102	RR,CB	N	Y	NG6580	P250	2470	102	RR	N	Y		
4421	CE	2460	102	RR,CB,RW	N	Y	NG6686	P250	2695	107	VT3	N	Y		
5338TS	CE	2540	104	RR,CB,RW	N	Y	NG6785	P250	2920	112	RR	N	Y		
579XX	CE	2605	108	CB,RW,LL	N	N	7830 S	P250	--	113	CB,RR	N	Y		
6331VT3	CE	2700	110	RR,CB,RW	N	Y	NG6834	P250	2970	114	VT3	N	Y		
6831TS	CE	2720	112	CB,LL	N	Y	FONTANELLE								
6992RB	CE	2760	112	RR,CB	N	Y	7K155	--	--	--	--	--	--		
6695HX	--	2720	113	CB,LL	N	Y	7K456	--	--	--	--	--	--		
6818TS	CE	2750	113	RR,CB,RW	N	N	7N866	--	--	--	--	--	--		
751TS	CE	2810	115	RR,CB,RW	N	Y	7R418	--	--	--	--	--	--		
DEKALB							GARST								
DKC46-60	P250	2370	96	VT3	--	--	8N734	--	--	--	--	--	--		
DKC50-48(RR2/YG	P250	2530	100	RR2,YGCB	--	--	8K389	--	--	112	YG+,RR	Y	Y		
DKC51-39(RR2/YG	P250	2530	101	RR2,YGPL	--	--	7951YGCB	--	--	115	CB	N	Y		
DKC52-63(RR2/YG	P250	2540	102	RR,CB	--	--	INTEGRA								
DKC52-40(RR2/YG	P250	2550	102	RR2,YGPL	--	--	8827CB/LL/GT	C	2300	96	CB,LL,RW	N	Y		
DKC53-18(RR2)	P250	2735	103	RR2	--	--	8534YG1/RR	C	2560	108	CB,GT	N	Y		
DKC58-16	P250	2735	108	VT3	--	--	8452CB/LL	C	2600	112	CB,LL	N	Y		
DKC60-18	P250	2750	110	RR2,YGPL	--	--	8378YG1	C	2640	114	CB	N	Y		
DKC60-19(RR/YG	P250	2750	110	RR,CB	--	--	8353CB/LL	C	2660	114	CB,LL	N	Y		
DKC61-66(RR2/YG	P250	2760	111	RR2,YGPL	--	--	8389CB/LL/RW	C	2620	115	CB,LL,RW	N	Y		
DKC61-73	P250	2760	111	RR2,YGCB	--	--	8381HX/LL/IT	C	2640	116	CB,LL,CL	N	Y		
RX752RR2/YGPL	P250	2750	112	RR2,YGPL	--	--	8275YG1	C	2660	116	CB	N	Y		
DKC62-33	P250	2780	112	RR2,YGCB	--	--	8313CB/LL	C	2660	116	CB,LL	N	Y		
DKC63-74	P250	2790	113	RR2,YGPL	--	--	8247YG1	C	2690	117	CB	N	Y		
RX785RR2/YGPL	P250	2790	113	RR2,YGPL	--	--	8249YG1/RR	C	2690	117	CB,RR	N	Y		
DKC63-42	P250	2800	113	VT3	--	--	8295YG1/RR	C	2690	118	CB,RR	N	Y		
DKC64-23	P250	2780	114	RR2,YGRW	--	--	KRUGER								
DKC64-76(RR2/YG	P250	2820	114	RR2,YGPL	--	--	K-1500RR	C250	2470	100	RR	Y	Y		
DKC64-78	P250	2820	114	RR2,YGCB	--	--	K-6400TS	C250	2500	100	RR,YG+	Y	Y		
DKC66-23RR2/YG	P250	2820	116	RR,CB	--	--	K-2401RR/YGCB	C250	2510	101	RR,YG+	Y	Y		
DKC67-23	P250	2830	117	RR2,YGCB	--	--	K-8602Hx	C250	2520	102	CB	Y	Y		
DKC67-87	P250	2845	117	RR2,YGCB	--	--	K-5504YGCB	C250	2525	103	CB	Y	Y		
DKC69-43	P250	2865	119	RR2	--	--	K-1606RR	C250	2550	106	RR,YG+	Y	Y		
DYNA-GRO							INT 9641RB								
53P87	P250	2335	94	RR2,YGCB	Y	Y	INT 9641RB	P250	2749	114	RR,CB	N	Y		
54T42	P250	2485	98	RR,HX1	Y	Y	WEXP 622RB	P250	--	112	RR,CB	N	Y		
55P86	P250	2545	103	RRCB	Y	Y	WEXP 630HXT	P250	--	113	CB,RW,LL	N	Y		
55P79 (continued)	P250	2615	103	RR,YGCB	Y	Y	INT 9641RB	P250	2749	114	RR,CB	N	Y		
56P07	P250	2560	104	RRCB	Y	Y	WEXP 650BC	P250	--	115	CB,RW	N	Y		
57P69	P250	2775	110	RR,CB	Y	Y	WEXP 651B	P250	--	115	CB	N	Y		
57P03	P250	2810	111	RR,YGCB	Y	Y	INT 9673VT3	P250	2798	117	RR,CB,RW	N	Y		
57F06	P250	2805	112	CB	Y	Y	INT 9674RB	P250	2798	117	RR,CB	N	Y		
57F37	P250	2810	112	CB	Y	Y	WEXP 651B								
57V44	P250	2810	112	RR,YGVT	Y	Y	K-9106HXT	C250	2550	106	LL,HXT	Y	Y		

Table 16. Entries in the 2007 Kansas Corn Performance Tests - continued.

	SD TRT	GDD	DBL	RES	P	F		SD TRT	GDD	DBL	RES	P	F
KRUGER							MIDLAND-PHILLIPS						
K-4411RR/YGCW	C250	2620	111	RR,YGRW	Y	Y	786 RRHXT	P	2820	113	HXT	Y	Y
K-6111TS	C250	2620	111	RR,YG+	Y	Y	797 HXT	P	2830	114	HXT	Y	Y
K-2212RR/YGCB	C250	2630	112	RR,YGCB	Y	Y	MIDWEST SEED						
K-6412VT3	C250	2630	112	RR,YG+	Y	Y	4S502	CE250	2420	97	RR,CB	N	N
K-8112HX	C250	2630	112	LL,HX	Y	Y	70503S	CE250	2560	101	RR,CB	N	Y
K-5013YGCB	C250	2630	113	YGCB	N	Y	76123S	CE250	2650	105	RR,CB	N	Y
K-6413TS	C250	2630	113	RR,YG+	Y	Y	76483S	CE250	2770	107	RR,CB	N	Y
K-2613RR/YGCB	C250	2670	113	CB	N	Y	771235	CE250	2750	110	RR,CB	N	Y
K-2114RR/YGCB	C250	2650	114	RR,YG+	Y	Y	75322	CE250	2750	111	RR,CB	N	Y
K-5014YGCB	C250	2650	114	YGCB	Y	Y	77323T	CE250	2750	111	RR,CB,RW	N	Y
K-6314TS	C250	2685	114	RR,YG+	Y	Y	79122B	CE250	2760	112	CB	N	Y
K-9414HXT	C250	2685	114	LL,HXT	Y	Y	78134T	CE250	2780	112	RR,CB,RW	N	N
K-0115	C250	2650	115	--	Y	Y	80404VT3	CE250	2830	114	RR,CB,RW	N	Y
K-6015VT3	C250	2650	115	RR,YG+	Y	Y	83106G	CE250	2790	115	CB,LL,RR	N	Y
K-6517TS	C250	2780	115	RR,YG+	N	Y	8S214	CE250	2810	116	RR,CB	N	Y
K-8616Hx	C250	2775	116	LL,HX	Y	Y	MYCOGEN						
LEWIS							2R428	CE	2470	96	YGPL,RR2	N	Y
4847CB	P250	2660	109	CB	Y	Y	2P480	CE	2475	97	YGCB,RR2	N	Y
4867CB/RR	P250	2660	109	CBRR	--	Y	2K546	CE	2505	103	YGPL,RR2	N	Y
5657HXRR	P250	2710	112	RR,HX	--	Y	2R572	CE	2515	104	LL,HX1,RR2	N	Y
6828RR	--	2800	116	CB,RR	Y	Y	2C597	CE	2605	107	LL,HX1,RR2	N	Y
7044CB	P250	2820	116	CB	Y	Y	2D675	CE	2580	109	LL,HX1,RR2	N	Y
7198VT3	P250	2820	116	CBRWRR	--	Y	2K718	CE	2655	111	HX1,LL,RR2	N	Y
LG SEEDS							2C727	CE	2640	112	HX I,LL	--	Y
LG2605 BtRR	P250	2675	113	CB,RR	N	Y	2Y737	CE	2725	113	Hxtra,LL	N	Y
LG2619BT	P250	2680	113	CB	N	Y	2T801	CE	2665	114	YGCB,RR	--	Y
LG2619BT/RR	P250	2680	113	CB,RR	N	Y	2T787	CE	2740	114	HX xtra,LL	N	Y
LG2627Hx	P250	2685	114	Hx, LL	N	Y	2M797	CE	--	115	HX I,LL	--	Y
MFA							2T828	CE	--	115	YGPL,RR	--	Y
XP171RR/CB/CRW	--	2630	105	RR,CB,CRW	N	Y	2W814	CE	2800	116	HX1,LL,RR2	N	Y
XP179RR2	--	2630	105	RR2	N	Y	NC+						
MC3573RR/CB	--	2635	105	RR,CB	N	Y	1773RB	CE250	2420	97	RR,CB	N	N
MC4183RR/CB	--	2740	111	RR,CB	N	Y	2171RB	CE250	2560	101	RR,CB	N	Y
MC4483RR/CB	--	2798	114	RR,CB	N	Y	3611RB	CE250	2650	105	RR,CB	N	Y
MIDLAND							4251RB	CE250	2770	107	RR,CB	N	Y
MG 126Bt	P250	2510	100	CB	Y	Y	4947RB	CE250	2750	111	RR,CB	N	Y
MG 247Bt	P250	2550	104	CB	Y	Y	5392B	CE250	2760	112	CB	N	Y
MG 417Bt	P250	2760	110	CB	Y	Y	5434RBD	CE250	2760	114	RR,CB,RW	N	Y
MG 428Bt/LL	P250	2760	110	CB,LL	Y	Y	5555HL	CE250	2790	114	Hx,LL	N	Y
MG 448Bt/RR	P250	2760	110	CB,RR	Y	Y	5453VT3	CE250	2830	114	RR,CB,RW	N	Y
MG 436Bt	P250	2780	111	CB	Y	Y	6361RB	CE250	--	116	RR,CB	N	Y
MG 557Bt	P250	2780	111	CB	Y	Y	6122RB	CE250	2810	116	RR,CB	N	Y
MG 7A53Bt	P250	2780	111	CB	Y	Y	NK						
MG 617Bt	P250	2820	113	CB	Y	Y	N68-B8	--	--	--	CB,LL	Y	Y
MG 638CRW/RR	P250	2820	113	RW,RR	Y	Y	N42-B7	--	2490	99	CB/LL/CL	Y	Y
MG 697Bt	P250	2820	113	CB	Y	Y	N58-L8	--	2630	106	RR	Y	Y
MG 758Bt	P250	2830	115	CB	Y	Y	N65-C5	--	2690	109	CB,LL	Y	Y
MG 7A28Bt/RR	P250	2840	115	CB,RR	Y	Y	N70-T9	--	2670	110	CB,CL,LL	Y	Y
MG 7A58Bt/RR	P250	2870	117	CB,RR	Y	Y	N70-C7	--	2670	112	GT,CB	Y	Y
MIDLAND-PHILLIPS							N76-D3	--	2800	113	CB,LL	Y	Y
712 RRYGCB	P	2700	109	RR,Bt	Y	Y	NuTech/AgSource						
784 RRYGCB	P	2800	111	RR,Bt	Y	Y	3P-902 RR/YGPL	P250	2505	--	RR2,YGPL	N	S
7B15RRYGCB	P	2800	111	RR,CB	Y	Y	3A-301 RR	P250	2510	--	RR2	N	Y

Table 16. Entries in the 2007 Kansas Corn Performance Tests - continued.

SD TRT GDD DBL RES P F						SD TRT GDD DBL RES P F							
NuTech/AgSource						PFISTER							
5H-201 RR HX	C250	2510	--	LL,HX1	N	Y	3356T	P250	2850	115	RW,CB,RR	N	Y
3P-302 RR/YGPL	P250	2545	--	RR2,YGPL	N	S	PHILLIPS						
3T-303 VT3	P250	2545	--	VT3	N	S	712 RRYGCB	P	2700	109	RR,Bt	Y	Y
1H-104 HX	C250	2550	--	LL,HX1	N	S	784 RRYGCB	P	2800	111	RR,Bt	Y	Y
3P-905 RR/YGPL	C250	2550	--	RR2,YGPL	N	Y	7B15RRYGCB	P	2800	111	RR,CB	Y	Y
1B-103 CB/LL	C250	2575	--	LL,CB	N	S	786 RRHXT	--	2820	113	HXT	Y	Y
1H-503 HX	C250	2580	--	LL,HX1	N	S	797 HXT	P	2830	114	HXT	Y	Y
1X-606 HXT	C250	2595	--	LL,HXTRA	N	Y	PIONEER						
3C-007 RR/YGCB	C250	2630	--	RR2,YGCB	N	S	37F75 HX1,LL,RR2	P1250	2420	100	CB,RR	Y	Y
3C-908 RR/YGCB	P250	2630	--	RR2,YGCB	N	S	35P10	P1250	2530	104	CB,RR	N	Y
3T-808 VT3	P250	2630	--	VT3	N	S	35F40 HX1,LL,RR2	P1250	2550	106	CB,RR	Y	Y
5H-008 RR/HX	C250	2630	--	RR2,LL,HX1	N	D	33H27 HX1,LL,RR2	P1250	2760	116	CB,RR	Y	Y
1H-112 HX	C250	2640	--	LL,HX1	N	S	PREMIUM						
1X-112 HXT	C250	2640	--	LL,HXTRA	N	S	244Bt	--	2450	--	YG	N	Y
3P-009 RR/YGPL	P250	2640	--	RR2,YGPL	N	Y	246Bt	--	2500	--	YG	N	Y
3P-910 RR/YGPL	P250	2640	--	RR2,YGPL	N	S	249Bt	--	2500	--	YG	N	Y
3T-212 VT3	P250	2640	--	VT3	N	S	254Bt	--	2500	--	YG	N	Y
3T-310 VT3	P250	2640	--	VT3	N	S	236Bt	--	2550	--	YG	N	Y
1B-909 CB/LL	C250	2645	--	LL,CB	N	S	252Bt	--	2550	--	YG	N	Y
1H-311 HX	C250	2645	--	LL,HX1	N	S	PRODUCERS						
3C-409 RR/YGCB	P250	2645	--	RR2,YGCB	N	S	7329Hx	P250	--	--	--	--	--
OC-111 YGCB	C250	2645	--	YGCB	N	S	5623YGCBRR2	P250	2240	--	RR,Bt	--	Y
OC-312 YGCB	C250	2655	--	YGCB	N	Y	6463YGCBRR2	P250	2460	--	RR,Bt	--	Y
OC-412 YGCB	P250	2665	--	YGCB	N	S	6944YGV3	P250	2550	--	RR,Bt,RW	--	Y
OC-213A YGCB	C250	2690	--	YGCB	N	S	7073YGCBRR2	P250	2575	--	RR,Bt,RW	--	Y
OC-313A YGCB	C250	2690	--	YGCB	N	Y	7253YGCBRR2	P250	2600	--	RR, Bt	--	Y
OC-413 YGCB	P250	2690	--	YGCB	N	S	7484YGV3	P250	2650	--	RR,Bt,RW	--	Y
3A-113 RR	C250	2690	--	RR2	N	S	RENZE						
3W-313 RR/YGRW	P250	2690	--	RR2,YGRW	N	S	9328YGCB/RR	TBA	2720	111	RR,CB	N	Y
OC-213 YGCB	C250	2695	--	YGCB	N	S	1357YGPL/RR	P250	2790	111	RR,CB,RW	N	Y
3C-512 RR/YGCB	P250	2695	--	RR2,YGCB	N	Y	5347HX1/LL	TBA	2770	112	LLCB	N	Y
OA-615	C250	2720	--	--	N	Y	5467HX1/LL	P250	2800	114	LLCB	N	Y
OC-214 YGCB	C250	2720	--	YGCB	N	S	8428YGCB	TBA	2780	115	CB	N	Y
OC-614 YGCB	P250	2720	--	YGCB	N	S	8386YGCB	P250	2790	115	CB	N	Y
OP-515 YGPL	P250	2720	--	YGPL	N	S	9386YGCB/RR	P250	2790	115	RR,CB	N	Y
1B-015 CB/LL	C250	2720	--	LL,CB	N	S	9526YGCB/RR	P250	2820	116	CB,RR	N	Y
1B-415 CB/LL	C250	2720	--	LL,CB	N	Y	STINE						
1X-114 HXT	C250	2720	--	LL,HXTRA	N	S	9623RRYGCB	P250	2490	107	RR,CB	N	N
3A-414 RR	P250	2720	--	RR2	N	Y	9721RRYGCB	P250	2550	112	RR,CB	N	Y
3T-115 VT3	P250	2720	--	VT3	N	Y	9724RRYGCB	P250	2550	112	RR,CB	N	Y
OC-616 YGCB	C250	2735	--	YGCB	N	Y	9806RRYGCR	P250	2620	116	RR,CB	N	Y
1H-916 HX	C250	2735	--	LL,HX1	N	S	TAYLOR						
1X-716 HXT	C250	2735	--	LL,HXTRA	N	S	77906 RR/Bt	--	--	104	--	N	N
OTTILIE						TRIUMPH							
4969 RR/YGCB	C250	2780	112	RR,CB	--	Y	1109PL	--	--	--	--	--	--
5436YGCB	C250	2750	114	CB	N	Y	1203CBRR	--	--	--	--	--	--
5335 RR	C250	--	115	RR	--	Y	1608VT3	--	--	--	--	--	--
5435 RR	C250	--	115	RR	--	Y	1706VT3	--	--	--	--	--	--
5440 RR/YGCB	C250	--	115	RR,CB	--	Y	PFISTER						
(continued)							2663T	P250	2740	109	RR,CB,RW	N	Y
5437 RR/YGCB	C250	--	117	RR,CB	--	Y	2688T	P250	2770	112	RR,CB,RW	N	Y
5477 RR/YGCB	C250	--	117	RR,CB	--	Y							

Table 16. Entries in the 2007 Kansas Corn Performance Tests - continued.

	SD TRT*	GDD	DBL	RES	P	F	SD TRT	GDD	DBL	RES	P	F
TRIUMPH												
1977CbRR	--	--	--	--	--	--						
6512PLRR	--	--	--	--	--	--						
8607CbRR	--	--	--	--	--	--						
1536CBRR	--	2550	115	CB,RR	N	Y						
1866Bt	--	2610	117	CB	N	Y						
MATURITY CHECK												
MID-NC+5392B	--	--	--	--	--	--						
SHRT-DKC50-20	--	2528	100	RR,CB	--	Y						
MID-NC+4823B	--	2710	112	CB	N	Y						
FULL-R8526YGCB	--	2800	118	CB	N	Y						

*SD TRT = Seed treatment (C=Cruiser®, CE=Cruiser® Extreme, P=Poncho®. Numbers indicate rates if available); GDD = growing degree days; DBL = days to black layer; RES = herbicide, disease, and insect resistance traits ((Bt, BtCB, CB, YG, YG1, YG+, YGCB, YGPL), Hx = transgenic corn borer protection; BtRW, RW, YGRW, HxRW = transgenic rootworm protection; CL, I, IT, IMI = imidazolinone resistant/tolerant; LL = Liberty Link; RR = Roundup Ready; TS, T= Triple Stack (RRCBRW)); P= prolific; F= flex ear. Values provided by entrants.

For those interested in accessing crop performance testing information electronically, visit our World Wide Web site. All of the information contained in this publication, plus more, is available for viewing or downloading.

The URL is <http://kscroptests.agron.ksu.edu>.

Excerpts from the
University Research Policy Agreement with Cooperating Seed Companies*

Permission is hereby given to Kansas State University to test varieties and/or hybrids designated on the attached entry forms in the manner indicated in the test announcements. I certify that seed submitted for testing is a true sample of the seed being offered for sale.

I understand that all results from Kansas Crop Performance Tests belong to the University and the public and shall be controlled by the University so as to produce the greatest benefit to the public. Performance data may be used in the following ways: 1) Tables may be reproduced in their entirety provided the source is referenced and data are not manipulated or reinterpreted; 2) Advertising statements by an individual company about the performance of its entries may be made as long as they are accurate statements about the data as published, with no reference to other companies' names or cultivars. In both cases, the following must be included with the reprint or ad citing the appropriate publication number and title: "See the official Kansas State University Agricultural Experiment Station and Cooperative Extension Service Report of Progress 983 '2007 Kansas Performance Tests with Corn Hybrids,' or the Kansas Crop Performance Test Web site, <http://kscroptests.agron.ksu.edu>, for details. Endorsement or recommendation by Kansas State University is not implied."

These materials may be freely reproduced for educational purposes. All other rights reserved. In each case, give credit to the author(s), 2007 Kansas Performance Tests with Corn Hybrids, Kansas State University, December 2007.

Contributors

Main Station, Manhattan

Jane Lingenfelter, Assistant Agronomist (Senior Author)

Doug Jardine, Extension Plant Pathologist

Jeff Whitworth, Extension Entomologist

Mary Knapp, KSU State Climatologist

James R. Cochrane, Assistant Scientist

Edward O. Quigley, Agricultural Technician

Jeanette Schacher, Student

Nan Mueller, Student

Experiment Fields

Mark Claassen, Hesston

W. Barney Gordon, Scandia

William Heer, Hutchinson

James Kimball, Ottawa

Larry Maddux, Topeka

Research Centers

Patrick Evans, Colby

Ken Kofoid, Hays

James Long, Parsons

Alan Schlegel, Tribune

Monty Spangler, Garden City

NOTE: Trade names are used to identify products.
No endorsement is intended, nor is any criticism implied of similar products not named.

**This Report of Progress was edited and designed
by the Department of Communications at Kansas State University**

Kansas State University Agricultural Experiment Station and Cooperative Extension Service

SRP 983

December 2007

K-State Research and Extension is an equal opportunity provider and employer.
These materials may be available in alternative formats.

3000