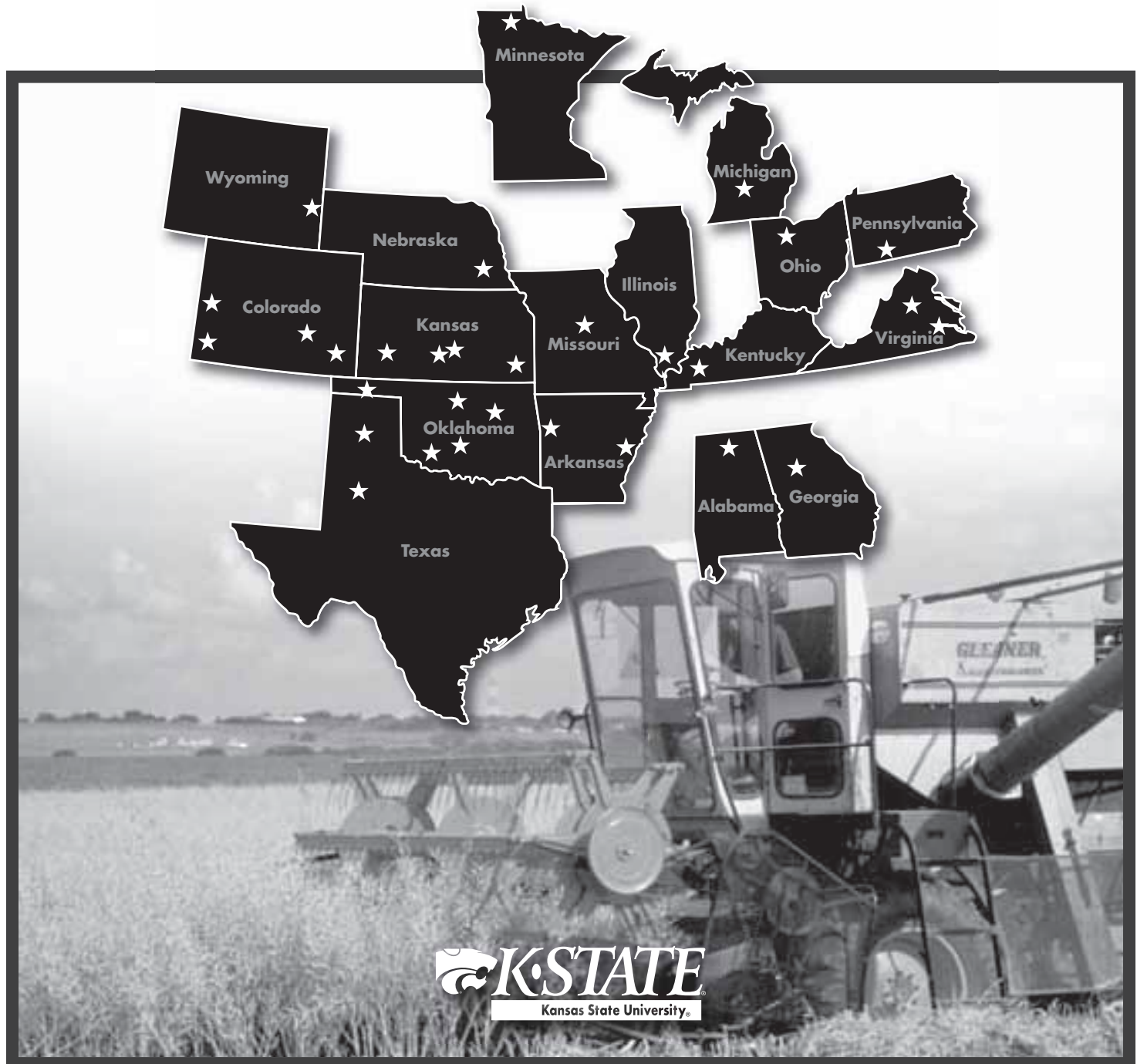


2007 National Winter Canola Variety Trial



Report of Progress 990

Kansas State University Agricultural Experiment Station and Cooperative Extension Service

2007 National Winter Canola Variety Trial Table of Contents

Introduction.....	1
Objectives	1
Procedures.....	1
2006-2007 Growing Conditions	1
Test Locations.....	2
Results.....	2
Acknowledgments.....	2
RESULTS FROM THE 2007 NATIONAL WINTER CANOLA VARIETY TRIALS	
Normal, AL, Table 1	3
Kibler, AR, Table 2.....	5
Marianna, AR, Table 3.....	7
Griffin, GA, Table 4.....	9
Orange, VA, Table 5.....	11
Petersburg, VA, Table 6.....	13
Southeast Winter Canola Summary, 1996-2007, Figure 1	15
Carbondale, IL, Table 7	17
Russellville, KY, Table 8.....	19
East Lansing, MI, Table 9.....	21
Roseau, MN, Table 10	23
Fremont, OH, Table 11	25
Rock Springs, PA, Table 12.....	26
Midwest Winter Canola Summary, 1996-2007, Figure 2	28
Fruita, CO, Table 13	30
Rocky Ford, CO, Table 14.....	32
Walsh, CO, Table 15.....	34
Yellow Jacket, CO, Table 16	36
Garden City, KS, Table 17.....	38
Hesston, KS, Table 18	40
Hutchinson, KS, Table 19.....	42
Parsons, KS, Table 20.....	44
Columbia, MO, Table 21	45
Lincoln, NE, Table 22.....	47
Chickasha, OK, Table 23	49
Goodwell, OK, Table 24.....	51
Lahoma, OK, Table 25.....	53
Perkins, OK, Table 26.....	55
Tipton, OK, Table 27	57
Amarillo, TX, Table 28.....	59
Lubbock, TX, Table 29	61
Torrington, WY, Table 30	63
Great Plains Winter Canola Summary, 1996-2007, Figure 3	64
Blackleg Evaluations, Table 31	66
Seed Sources for NWCVT Entries, Table 32	67

2007 National Winter Canola Variety Trial

Introduction

Winter canola production is a good fit for small-grains cropping systems because both use the same equipment. Canola is an excellent crop to rotate with winter wheat. Subsequent wheat crops have shown a 10% or greater increase in yield following canola. Canola is a broadleaf crop, allowing use of more effective herbicides to control grassy winter annual weeds. Canola and wheat have no major diseases in common, so growing canola breaks weed and disease cycles. Because canola is an oilseed, its commodity price is not tied to those of cereal grains, which spreads economic risk over more than one commodity class.

Objectives

Objectives of the National Winter Canola Variety Trial (NWCVT) are to evaluate germplasm over a wide range of environments, determine where released varieties and experimental lines are best adapted, and increase visibility of winter canola across the nation. Information obtained from these trials aids producers with variety selection. Over the years, this trial has increased in terms of number of environments and entries and is planted at locations in the Great Plains, Midwest, Northern Plains, and Southeast. The wide diversity of environments has improved our knowledge and understanding of winter canola germplasm performance.

Procedures

The NWCVT was distributed to 53 locations in 23 states during the 2006-2007 growing season. The trial included 21 hybrids, 20 released varieties, and 16 experimental lines from 10 participating breeding programs. All entries in the trial were treated with either Helix Xtra or Prosper 400 to control insects and diseases during winter months. Two new seed companies participated in the trial: Momont

(seed provided by Miles Enterprises) and Pioneer Hi-Bred International, Inc.

Management guidelines were supplied to each cooperator, but previous experience in the regions influenced final management decisions. Agronomic information, site descriptions, and growing conditions are described for each location. All trials were planted in small research plots (approximately 100 ft²) and replicated three times. The University of Idaho Brassica Research Program in Moscow, ID performed total oil analyses. Results for yield and winter survival at some locations include two-year summaries. Entries are listed highest to lowest by either yield or winter survival percentage. This trial was continued in 2007-2008 and includes 60 entries. Ten breeding programs contributed to the trial, and distribution included 63 locations in 26 states.

2006-2007 Growing Conditions

Temperature and precipitation data are plotted at the top of the page for each location. Thick black lines on the temperature graphs represent long-term average high and low temperatures (°F) for the location. The upper thin line represents actual daily high temperatures, and the lower thin line represents actual daily low temperatures. On the precipitation graph, the line labeled “normal” represents long-term average precipitation, and the line labeled “06-07” represents actual precipitation.

In general, the 2006-2007 growing season was successful, considering the variability in weather conditions across the United States. Plants established well at locations that were affected by longstanding drought. Most locations had excellent stands and adequate growth before winter. Where winter conditions were more severe, differential winterkill was observed. Despite colder temperatures, winter survival was excellent at most locations,

indicating that entries had improved survival. A hard spring freeze in April inflicted moderate to severe damage to flowering plants in the central Great Plains, Midwest, and Southeast. The majority of locations moderately affected by the freeze were able to recover and produce a respectable yield, but production in locations experiencing severe damage was lost completely. Later maturing entries survived the freeze better than early maturing entries. Over the years, winter canola has shown a tremendous capacity to recover following rare weather phenomena. Extremely high seed yields were achieved in top-yielding environments where moisture was not limiting.

Test Locations

Of the trials distributed in 2006-2007, nine locations were lost to winterkill, four to freeze damage, four to poor establishment, and two to severe weather. Twenty-seven locations in 16 states were harvested: Normal, AL; Kibler and Marianna, AR; Fruita, Walsh, and Yellow Jacket, CO; Griffin, GA; Carbondale, IL; Garden City, Hesston, Hutchinson, and Parsons, KS; Russellville, KY; East Lansing, MI; Roseau, MN; Columbia, MO; Fremont, OH; Chickasha, Goodwell, Lahoma, Perkins, and Tipton, OK; Rock Springs, PA; Amarillo, TX; Orange and Petersburg, VA; and Torrington, WY. Three locations, Rocky Ford, CO; Lincoln, NE; and Lubbock, TX were included because differential winterkill occurred. Six new cooperators are participating in the 2007-2008 variety trial: Iowa State University, University of Maryland, University of Tennessee, Utah State University, Washington State University, and Western Illinois University.

Results

A new calculation included in this year's results is the percentage of test average yield. This relative yield calculation allows for some comparison of performance across environments. Entries yielding more than 100%

of the test average across multiple locations merit some consideration. The 3-year-average calculations for yield and winter survival were dropped. Also new this year is information including cultivar availability in the United States, specialty traits, and transgenic traits.

Overall yields were higher than in 2005-2006 and generally above average in the Great Plains. Nine of 27 harvested locations included at least one line with yields greater than 3,000 lbs per acre. 'Kadore' and KS3254 showed great potential for recovery after a late freeze at bloom. KS9135 continues to perform consistently across multiple regions.

Winter hardiness is an important trait to consider when selecting a winter canola cultivar. This trait has been improved over the past several years, but variability still exists where differential winterkill occurs. Several experimental lines averaged higher winter survival than check cultivars in the Great Plains, showing good potential for improvement of this trait. Winter canola cultivars should have consistent survival across multiple environments before being considered for commercial release. Winter canola varieties and hybrids under evaluation are resistant to the blackleg fungus (Table 31).

Acknowledgments

This work was funded in part by the National Canola Research Program, United States Department of Agriculture, Cooperative States Research, Education, and Extension Program, the Oklahoma Agricultural Experiment Station, and the Kansas Agricultural Experiment Station. Assistant Scientist Cynthia La Barge and student workers John Bergin, Lindsay Van Allen, and Amy Walton assisted with planting, care, harvest, and data preparation for these tests. Sincere appreciation is extended to all participating researchers who have a dedicated interest in expanding winter canola production across the United States.

Normal, Alabama

Ernst Ceibert, Alabama A&M University

Planted:

Harvested:

Herbicides:

Insecticides:

Irrigation:

Fertility:

Soil Type: Decatur silty clay loam

Elevation: 624 ft Latitude: 34°35N

Comments: Three consecutive days of freezing temperatures in April followed by extreme drought conditions.

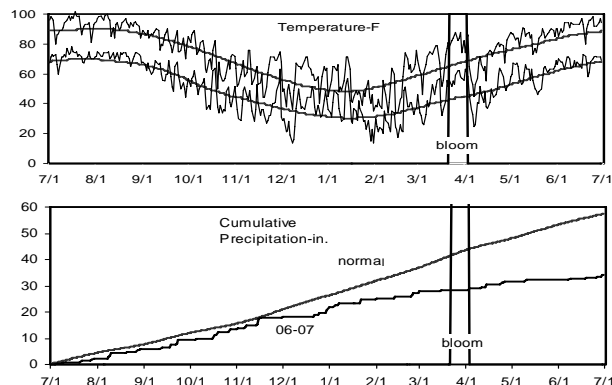


Table 1. Results from the 2007 National Winter Canola Variety Trial at Normal, AL

Name	Yield (lbs/a)			Yield % of test avg				Winter Survival (%)		Fall Stand (%)	Plant Ht (in.)	Lodging (%)	Shattering (%)	Maturity (d)	Moisture (%)	Total Oil (%)
	2007	2006	2-Yr. Avg.	2007	2007	2006	2-Yr. Avg.	2007	2006	(%)	(in.)	(%)	(%)	(d)	(%)	(%)
KS9135	2285	---	---	191	---	---	---	93	52	1.7	1.7	167	8.0	39.9		
Kadore	2276	---	---	191	---	---	---	92	33	0.0	3.3	163	8.0	39.8		
KS3077	2014	---	---	169	---	---	---	91	48	0.0	0.7	164	8.1	39.3		
KS3074	1893	---	---	159	---	---	---	93	43	0.0	0.0	165	7.9	38.6		
Kalif	1868	---	---	156	---	---	---	98	41	1.7	0.0	165	7.8	39.3		
KS3254	1853	---	---	155	---	---	---	90	43	0.0	0.0	167	8.1	40.1		
KS4085	1729	---	---	145	---	---	---	92	55	8.3	1.7	168	8.0	38.0		
Plainsman	1695	---	---	142	---	---	---	87	48	0.0	0.0	168	7.9	37.7		
KS3132	1656	---	---	139	---	---	---	98	45	1.7	5.0	166	8.1	39.8		
Wichita	1535	---	---	129	---	---	---	90	39	0.0	1.0	163	7.9	38.3		
Kronos	1449	---	---	121	---	---	---	91	51	0.0	3.3	167	8.0	39.1		
DSV06202	1434	---	---	120	---	---	---	96	48	0.0	1.7	165	8.1	39.9		
Ovation	1407	---	---	118	---	---	---	94	40	0.0	0.0	164	7.9	38.4		
ARC97019	1398	---	---	117	---	---	---	83	45	1.7	0.0	165	8.1	40.5		
KS7436	1386	---	---	116	---	---	---	99	43	0.0	0.0	164	8.0	40.2		
KS4022	1381	---	---	116	---	---	---	93	39	0.0	0.0	166	8.2	37.3		
MH 604001	1334	---	---	112	---	---	---	95	39	0.0	0.0	163	8.1	39.6		
ARC98007	1298	---	---	109	---	---	---	96	53	6.7	3.3	158	8.0	38.5		
SLM0402	1288	---	---	108	---	---	---	94	45	0.0	1.7	166	8.1	40.4		
KS3018	1275	---	---	107	---	---	---	90	41	3.3	1.7	163	8.1	38.2		
Ceres	1248	---	---	104	---	---	---	98	37	0.0	0.0	161	8.1	38.7		
Flash	1244	---	---	104	---	---	---	93	46	0.0	0.0	165	8.2	40.5		
Satori	1242	---	---	104	---	---	---	88	39	15.0	0.0	164	7.8	39.2		
KS3302	1238	---	---	104	---	---	---	93	46	0.0	0.0	167	8.0	39.5		
NPZ0391RR	1223	---	---	102	---	---	---	85	35	0.0	0.0	168	8.0	39.7		
NPZ0404	1188	---	---	100	---	---	---	96	45	0.0	3.3	165	8.1	39.4		
SW Falstaff	1188	---	---	100	---	---	---	98	33	1.7	0.0	166	7.9	39.6		
ARC97018	1185	---	---	99	---	---	---	92	52	3.3	1.7	164	8.1	39.3		
Rally	1142	---	---	96	---	---	---	96	38	0.0	0.0	165	8.2	38.5		
Sitro	1136	---	---	95	---	---	---	96	43	0.0	0.0	166	8.1	40.3		
Baldur	1066	---	---	89	---	---	---	93	46	0.0	3.3	166	8.2	38.5		
Hornet	1061	---	---	89	---	---	---	98	50	8.3	0.0	165	8.0	37.9		
ARC98015	992	---	---	83	---	---	---	90	50	0.0	6.7	167	8.2	38.1		
DSV06201	972	---	---	81	---	---	---	97	41	1.7	0.0	166	8.0	40.6		
Jetton	947	---	---	79	---	---	---	90	37	0.0	1.7	164	8.1	39.6		
SW Gospel	915	---	---	77	---	---	---	97	43	0.0	0.0	167	8.0	39.8		
TCI.06.M1	913	---	---	76	---	---	---	96	43	0.0	0.0	166	8.1	39.4		
Rasmus	867	---	---	73	---	---	---	91	44	5.0	3.3	165	8.1	38.3		
TCI.06.M2	856	---	---	72	---	---	---	96	45	0.0	0.0	163	7.7	39.4		
Sumner	825	---	---	69	---	---	---	87	36	0.0	0.0	165	8.1	39.0		

Table 1. Results from the 2007 National Winter Canola Variety Trial at Normal, AL

Name	Yield (lbs/a)			Yield % of	Winter Survival (%)			Fall	Plant	Lodgi	Shatt	Matur	Moist	Total
	2007	2006	2-Yr. Avg.	test avg	2007	2006	2-Yr. Avg.	Stand	Ht	ng	er	ity	ure	Oil
								(%)	(in.)	(%)	(%)	(d)	(%)	(%)
Taurus	805	---	---	67	---	---	---	99	43	0.0	0.0	164	8.0	39.0
Trabant	797	---	---	67	---	---	---	99	45	15.0	3.3	166	8.2	39.0
ARC2180-1	787	---	---	66	---	---	---	83	44	1.7	6.7	161	8.0	39.1
Abilene	759	---	---	64	---	---	---	83	43	6.7	3.3	163	8.1	38.7
Viking	748	---	---	63	---	---	---	93	33	0.0	0.0	156	8.2	39.2
Hybristar	698	---	---	58	---	---	---	99	47	3.3	0.0	166	8.1	39.5
NPZ0591RR	617	---	---	52	---	---	---	99	39	0.0	3.3	165	8.1	38.6
Virginia	611	---	---	51	---	---	---	89	39	8.3	0.0	165	8.1	41.3
TCI.06.M4	478	---	---	40	---	---	---	96	45	0.0	0.0	167	8.0	39.5
TCI.06.M3	366	---	---	31	---	---	---	80	35	0.0	0.0	165	8.2	42.2
Baros	334	---	---	28	---	---	---	92	41	6.7	0.0	165	8.3	39.5
Mean	1194	---	---	100	---	---	---	93	43	2.0	1.2	165	8.0	39.3
CV (%)	24	---	---	24	---	---	---	6	12	331	256	2	1.7	2.4
LSD (0.05)	459	---	---	9	---	---	---	9	9	NS	NS	4	0.2	1.9

Bold - Superior LSD Group - Unless two entries differ by more than the LSD, little confidence can be placed in one being superior to the other.

Kibler, Arkansas

Robert Bacon & Jim Kelly, University of Arkansas

Planted: 10/03/2006 at 7 lbs/a in 7-in. rows

Harvested: 6/11/2007

Herbicides: Treflan 4 oz/a

Insecticides:

Irrigation:

Fertility: 120-0-0-24 lbs. N-P-K-S fertilizer in Spring

Soil Type: Roxana clay loam

Elevation: 392 ft Latitude: 35°23N

Comments: On April 6-7, temperatures were well below freezing for several hours.

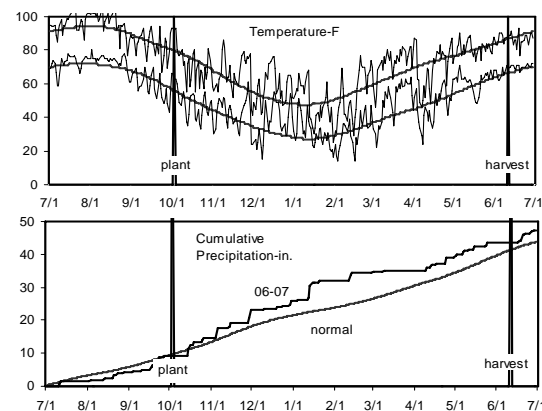


Table 2. Results from the 2007 National Winter Canola Variety Trial at Kibler, AR

Name	Yield (lbs/a)			Yield % of test avg		Winter Survival (%)		Fall Stand (0-10)	Plant Ht (in.)	Lodg ing (%)	Shat ter (%)	Moist ure (%)	Test Weight (lbs/bu)	Total Oil (%)
	2007	2006	2-Yr.	2007	2006	2007	2006							
Kadore	3080	---	---	157	---	---	---	---	---	---	---	---	48.2	33.4
KS3254	2863	---	---	146	---	---	---	---	---	---	---	---	48.8	35.3
KS3132	2761	---	---	141	---	---	---	---	---	---	---	---	47.3	33.7
NPZ0404	2750	---	---	140	---	---	---	---	---	---	---	---	45.4	35.1
ARC2180-1	2635	---	---	134	---	---	---	---	---	---	---	---	46.4	33.2
KS7436	2624	---	---	134	---	---	---	---	---	---	---	---	48.5	34.7
MH 604001	2603	---	---	133	---	---	---	---	---	---	---	---	46.1	35.1
ARC97018	2602	---	---	133	---	---	---	---	---	---	---	---	48.0	33.8
NPZ0591RR	2562	---	---	131	---	---	---	---	---	---	---	---	49.0	33.8
ARC98007	2454	---	---	125	---	---	---	---	---	---	---	---	48.1	34.7
ARC97019	2407	---	---	123	---	---	---	---	---	---	---	---	47.0	33.4
Ceres	2373	---	---	121	---	---	---	---	---	---	---	---	47.6	32.8
Jetton	2351	---	---	120	---	---	---	---	---	---	---	---	47.2	32.7
Hornet	2284	---	---	116	---	---	---	---	---	---	---	---	47.6	34.4
Sumner	2278	---	---	116	---	---	---	---	---	---	---	---	49.0	33.2
Viking	2174	---	---	111	---	---	---	---	---	---	---	---	46.3	33.5
NPZ0391RR	2161	---	---	110	---	---	---	---	---	---	---	---	47.3	33.1
KS3074	2160	---	---	110	---	---	---	---	---	---	---	---	47.9	32.8
DKW13-86	2132	---	---	109	---	---	---	---	---	---	---	---	48.6	32.2
Kalif	2104	---	---	107	---	---	---	---	---	---	---	---	46.6	34.0
KS9135	2085	---	---	106	---	---	---	---	---	---	---	---	45.9	33.2
Trabant	2080	---	---	106	---	---	---	---	---	---	---	---	47.4	34.1
Kronos	2059	---	---	105	---	---	---	---	---	---	---	---	47.7	33.3
Abilene	2051	---	---	105	---	---	---	---	---	---	---	---	47.2	31.7
Plainsman	2042	---	---	104	---	---	---	---	---	---	---	---	47.7	33.2
KS4022	2033	---	---	104	---	---	---	---	---	---	---	---	46.8	33.5
Baldur	2031	---	---	104	---	---	---	---	---	---	---	---	47.7	34.5
Ovation	1950	---	---	99	---	---	---	---	---	---	---	---	49.1	35.2
SW Gospel	1908	---	---	97	---	---	---	---	---	---	---	---	47.3	34.8
DSV06201	1905	---	---	97	---	---	---	---	---	---	---	---	47.0	34.1
X01W522C	1904	---	---	97	---	---	---	---	---	---	---	---	44.2	31.3
KS4085	1857	---	---	95	---	---	---	---	---	---	---	---	47.2	33.8
Taurus	1851	---	---	94	---	---	---	---	---	---	---	---	46.2	34.3
ARC98015	1825	---	---	93	---	---	---	---	---	---	---	---	46.0	33.2
SLM0402	1816	---	---	93	---	---	---	---	---	---	---	---	45.4	34.4
DSV06202	1810	---	---	92	---	---	---	---	---	---	---	---	47.9	35.0
DKW13-62	1776	---	---	91	---	---	---	---	---	---	---	---	48.8	33.0
KS3018	1774	---	---	90	---	---	---	---	---	---	---	---	48.7	33.6
Wichita	1755	---	---	89	---	---	---	---	---	---	---	---	47.8	33.3
TCI.06.M1	1748	---	---	89	---	---	---	---	---	---	---	---	47.5	35.8

Table 2. Results from the 2007 National Winter Canola Variety Trial at Kibler, AR

	Yield (lbs/a)			Yield % of test avg	Winter Survival (%)			Fall Stand	Plant Ht	Lodg ing	Shat ter	Moist ure	Test Weight	Total Oil
Name	2007	2006	2-Yr.	2007	2007	2006	2-Yr.	(0-10)	(in.)	(%)	(%)	(%)	(lbs/bu)	(%)
TCI.06.M4	1741	---	---	89	---	---	---	---	---	---	---	---	47.6	32.3
Satori	1718	---	---	88	---	---	---	---	---	---	---	---	47.5	36.1
Rasmus	1696	---	---	87	---	---	---	---	---	---	---	---	47.1	32.8
Hybristar	1664	---	---	85	---	---	---	---	---	---	---	---	47.2	33.6
X01W692C	1641	---	---	84	---	---	---	---	---	---	---	---	47.6	33.8
Baros	1614	---	---	82	---	---	---	---	---	---	---	---	46.8	33.0
KS3302	1579	---	---	81	---	---	---	---	---	---	---	---	46.5	32.0
KS3077	1563	---	---	80	---	---	---	---	---	---	---	---	46.9	32.9
Virginia	1542	---	---	79	---	---	---	---	---	---	---	---	45.3	31.3
Sitro	1430	---	---	73	---	---	---	---	---	---	---	---	48.6	34.6
Rally	1425	---	---	73	---	---	---	---	---	---	---	---	46.0	33.2
Flash	1392	---	---	71	---	---	---	---	---	---	---	---	47.7	33.0
SW Falstaff	1389	---	---	71	---	---	---	---	---	---	---	---	47.6	35.5
DKW13-69	1205	---	---	61	---	---	---	---	---	---	---	---	46.2	32.9
X02W534C	1078	---	---	55	---	---	---	---	---	---	---	---	47.5	31.2
TCI.06.M3	1001	---	---	51	---	---	---	---	---	---	---	---	43.8	30.9
TCI.06.M2	476	---	---	24	---	---	---	---	---	---	---	---	47.5	34.2
Mean	1961	---	---	100	---	---	---	---	---	---	---	---	47.2	33.5
CV (%)	22	---	---	22	---	---	---	---	---	---	---	---	3.0	2.5
LSD (0.05)	710	---	---	36	---	---	---	---	---	---	---	---	2.9	1.7

Bold - Superior LSD Group - Unless two entries differ by more than the LSD, little confidence can be placed in one being superior to the other.

Marianna, Arkansas

Robert Bacon & Jim Kelly, University of Arkansas

Planted: 9/29/2006 at 7 lbs/a in 7-in. rows

Harvested: 6/6/2007

Herbicides: Treflan 4 oz/a

Insecticides: Karate 1.8 oz/a

Irrigation:

Fertility: 120-0-0-24 lbs. N-P-K-S fertilizer in spring

Soil Type: Loring silt loam

Elevation: 234 ft Latitude: 34°45N

Comments: April 6-7 temperatures were well below freezing for several hours.

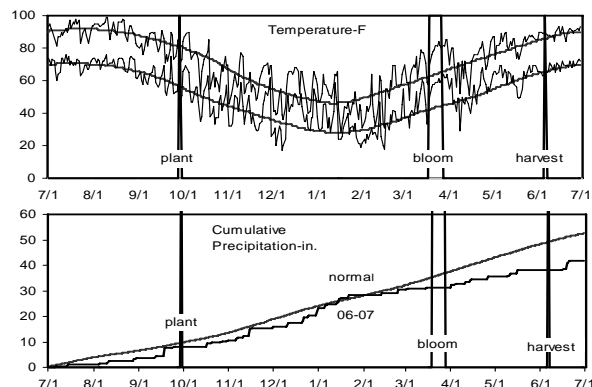


Table 3. Results from the 2007 National Winter Canola Variety Trial at Marianna, AR

Name	Yield (lbs/a)			Yield % of test avg			Winter Survival (%)			50% Bloom (d)	90% Maturity (d)	Test Weight (lbs/bu)	Total Oil (%)
	2007	2006	2-Yr. Avg.	2007	2007	2006	2-Yr. Avg.	2007	2006	2-Yr. Avg.			
Kronos	2908	2636	2772	127	---	---	---	81	145	50.9	36.0		
DSV06201	2814	---	---	123	---	---	---	82	145	50.4	37.7		
Ceres	2807	2590	2699	123	---	---	---	80	143	42.4	35.3		
Kadore	2669	---	---	117	---	---	---	86	146	48.5	35.8		
DSV06202	2645	---	---	116	---	---	---	80	145	46.0	37.2		
KS3074	2634	2348	2491	115	---	---	---	84	146	49.5	37.1		
NPZ0391RR	2590	---	---	113	---	---	---	83	147	47.3	37.0		
Hornet	2589	2723	2656	113	---	---	---	81	146	50.6	37.7		
KS9135	2579	2770	2674	113	---	---	---	84	147	45.5	36.1		
NPZ0404	2541	---	---	111	---	---	---	80	143	48.9	36.8		
DKW13-86	2532	---	---	111	---	---	---	81	148	50.5	36.5		
Ovation	2529	---	---	111	---	---	---	82	148	49.0	37.9		
ARC98015	2519	1680	2100	110	---	---	---	81	147	47.7	37.5		
Baldur	2509	2754	2632	110	---	---	---	80	144	48.2	37.1		
KS3077	2488	---	---	109	---	---	---	83	145	50.5	36.8		
KS3132	2480	---	---	109	---	---	---	81	146	47.7	36.8		
Flash	2476	3378	2927	108	---	---	---	81	147	47.2	37.4		
ARC98007	2463	2111	2287	108	---	---	---	80	145	49.2	36.6		
Kalif	2458	---	---	108	---	---	---	82	146	48.3	36.8		
ARC97019	2441	2412	2427	107	---	---	---	81	144	48.4	35.5		
MH 604001	2435	---	---	107	---	---	---	80	146	47.3	35.5		
Wichita	2405	2159	2282	105	---	---	---	81	145	50.5	36.0		
ARC2180-1	2387	1805	2096	105	---	---	---	78	145	48.8	36.6		
Hybristar	2382	---	---	104	---	---	---	82	145	50.0	37.5		
NPZ0591RR	2380	---	---	104	---	---	---	82	145	50.2	36.6		
DKW13-62	2379	---	---	104	---	---	---	86	145	47.9	37.6		
SLM0402	2373	---	---	104	---	---	---	81	143	45.7	36.8		
Trabant	2353	---	---	103	---	---	---	81	143	49.1	35.4		
KS3254	2323	2438	2381	102	---	---	---	83	146	49.3	35.8		
DKW13-69	2294	---	---	100	---	---	---	83	146	48.9	36.5		
Jetton	2291	1791	2041	100	---	---	---	80	148	46.5	35.4		
KS4085	2285	---	---	100	---	---	---	82	145	48.4	36.0		
X01W692C	2278	---	---	100	---	---	---	78	143	46.9	36.3		
Rally	2267	2808	2538	99	---	---	---	81	148	48.3	35.9		
Taurus	2252	---	---	99	---	---	---	78	145	50.0	37.5		
Sitro	2225	---	---	97	---	---	---	79	144	45.8	36.4		
Sumner	2214	1888	2051	97	---	---	---	79	144	50.1	35.8		
ARC97018	2209	2308	2259	97	---	---	---	78	146	49.0	36.2		
TCI.06.M1	2199	---	---	96	---	---	---	81	147	47.6	38.3		
Rasmus	2193	2192	2192	96	---	---	---	78	145	47.7	36.1		
KS7436	2170	2330	2250	95	---	---	---	80	145	50.2	37.3		

Table 3. Results from the 2007 National Winter Canola Variety Trial at Marianna, AR

Name	Yield (lbs/a)			Yield % of	Winter Survival (%)			50%	90%	Test Weight	Total Oil
	2007	2006	2-Yr. Avg.	test avg	2007	2006	2-Yr. Avg.	Bloom	Maturity		
								(d)	(d)	(lbs/bu)	(%)
SW Gospel	2168	---	---	95	---	---	---	81	148	49.1	36.0
SW Falstaff	2131	---	---	93	---	---	---	83	146	46.4	38.0
Abilene	2126	1704	1915	93	---	---	---	81	143	50.3	34.5
Satori	2119	---	---	93	---	---	---	81	147	47.9	35.7
X01W522C	2107	---	---	92	---	---	---	79	144	45.5	35.1
KS3302	2022	---	---	89	---	---	---	79	144	47.9	36.3
Viking	1991	---	---	87	---	---	---	81	143	49.9	34.9
KS3018	1969	---	---	86	---	---	---	79	147	48.2	36.2
Virginia	1945	2032	1988	85	---	---	---	78	148	47.2	34.7
KS4022	1922	---	---	84	---	---	---	82	145	47.3	36.7
X02W534C	1875	---	---	82	---	---	---	76	151	49.8	35.2
Plainsman	1864	2649	2257	82	---	---	---	86	148	45.9	36.2
TCI.06.M2	1819	---	---	80	---	---	---	80	147	47.4	39.8
TCI.06.M3	1636	---	---	72	---	---	---	79	143	42.9	34.9
TCI.06.M4	1606	---	---	70	---	---	---	80	144	43.4	33.9
Baros	1412	---	---	62	---	---	---	77	145	45.8	34.7
Mean	2293	2278	---	100	---	---	---	81	146	48.0	36.4
CV (%)	11	18.7	---	11	---	---	---	1.2	1.1	5.3	1.7
LSD (0.05)	414	697	---	18	---	---	---	2	3	4.4	1.3

Bold - Superior LSD Group - Unless two entries differ by more than the LSD, little confidence can be placed in one being superior to the other.

Griffin, Georgia

Don Day, John Gasset, & Gary Ware,

University of Georgia, Griffin

Planted: 10/6/2006 at 5 lbs/a in 7-in. rows

Harvested: 6/10/2007

Herbicides: Treflan and Select

Insecticides: Mustang

Irrigation:

Fertility: 49-98-147 lbs. N-P-K fertilizer in fall

60-0-0 lbs. N-P-K fertilizer in spring

Soil Test: P = Medium, K = High, and pH = 5.7.

Soil Type: Cecil sandy loam

Elevation: 924 ft Latitude: 33°16N

Comments:

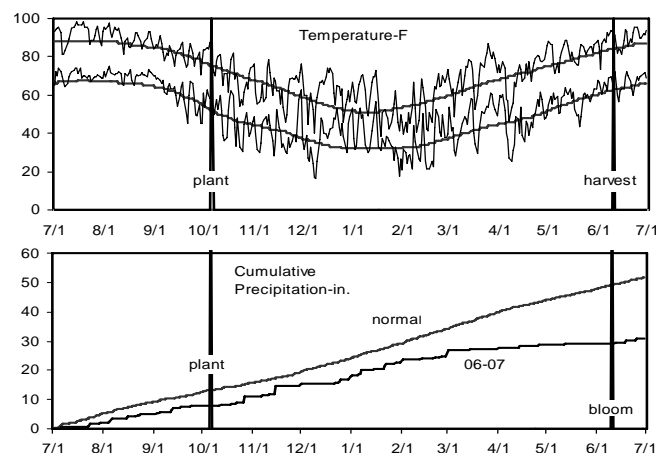


Table 4. Results from the 2007 National Winter Canola Variety Trial at Griffin, GA

	Yield (lbs/a)			Yield % of test avg			Winter Survival (%)			50% Maturity	Plant Ht	Moist ure	Test Weight	Total Oil
Name	2007	2006	2-Yr. Avg.	2007	2006	2-Yr. Avg.	2007	2006	2-Yr. Avg.	(d)	(in.)	(%)	(lbs/bu)	(%)
DSV06201	2099	---	---	128	---	---	---	---	---	154	64	5.2	47.6	37.1
KS3077	2030	---	---	124	---	---	---	---	---	155	61	5.5	49.2	34.9
Wichita	1967	1595	1781	120	---	---	---	---	---	151	58	5.1	49.4	35.0
Taurus	1964	---	---	120	---	---	---	---	---	154	58	5.2	50.6	37.8
Ovation	1918	---	---	117	---	---	---	---	---	157	55	5.3	51.5	37.5
Sitro	1911	---	---	117	---	---	---	---	---	151	59	5.0	51.1	36.1
NPZ0404	1908	---	---	117	---	---	---	---	---	152	58	4.8	51.7	37.5
Abilene	1907	1290	1598	117	---	---	---	---	---	153	60	5.2	51.0	36.0
Rally	1897	1915	1906	116	---	---	---	---	---	154	55	5.6	50.0	36.1
NPZ0591RR	1897	---	---	116	---	---	---	---	---	152	56	5.2	52.5	36.4
Flash	1865	1477	1671	114	---	---	---	---	---	154	61	5.1	52.1	35.9
KS3018	1863	906	1384	114	---	---	---	---	---	154	58	5.2	50.7	35.4
Kadore	1846	---	---	113	---	---	---	---	---	156	47	5.5	51.2	36.1
MH 604001	1825	---	---	112	---	---	---	---	---	154	59	5.3	51.0	36.8
Virginia	1813	1639	1726	111	---	---	---	---	---	153	53	4.7	50.2	35.4
KS4085	1783	---	---	109	---	---	---	---	---	155	58	5.3	51.4	36.4
KS9135	1758	1268	1513	107	---	---	---	---	---	155	59	5.2	52.1	35.6
SLM0402	1744	---	---	107	---	---	---	---	---	154	59	5.1	49.7	36.6
KS3074	1690	1244	1467	103	---	---	---	---	---	155	55	4.9	51.8	36.4
Sumner	1685	1070	1377	103	---	---	---	---	---	151	53	5.2	51.7	35.6
ARC98007	1681	1134	1408	103	---	---	---	---	---	154	61	4.8	49.9	36.1
Kalif	1665	---	---	102	---	---	---	---	---	154	52	5.0	47.7	36.5
DSV06202	1661	---	---	102	---	---	---	---	---	156	59	5.0	50.5	37.2
KS7436	1655	914	1284	101	---	---	---	---	---	155	57	5.2	50.8	36.7
ARC97018	1644	1560	1602	101	---	---	---	---	---	153	63	5.1	49.4	35.6
TCI.06.M1	1637	---	---	100	---	---	---	---	---	155	57	4.8	49.9	---
ARC97019	1605	1232	1419	98	---	---	---	---	---	152	63	5.1	51.2	35.6
Jetton	1604	1460	1532	98	---	---	---	---	---	151	54	5.6	49.6	35.8
Viking	1590	---	---	97	---	---	---	---	---	152	55	5.1	51.4	35.6
Hornet	1573	1727	1650	96	---	---	---	---	---	157	59	5.0	51.7	36.5
TCI.06.M4	1570	---	---	96	---	---	---	---	---	153	55	5.4	52.0	---
KS3132	1558	---	---	95	---	---	---	---	---	151	54	5.2	50.2	36.4
KS3302	1550	---	---	95	---	---	---	---	---	152	49	5.1	51.4	36.2
Baldur	1504	1462	1483	92	---	---	---	---	---	154	59	5.2	52.1	36.7
Hybristar	1496	---	---	91	---	---	---	---	---	153	60	5.1	50.2	35.7
SW Gospel	1488	---	---	91	---	---	---	---	---	153	54	5.0	47.5	36.2
Satori	1480	---	---	91	---	---	---	---	---	156	51	5.3	49.3	36.7
KS3254	1474	1220	1347	90	---	---	---	---	---	153	56	4.8	51.2	35.5
NPZ0391RR	1470	---	---	90	---	---	---	---	---	158	54	5.7	50.6	35.1

Table 4. Results from the 2007 National Winter Canola Variety Trial at Griffin, GA

Name	Yield (lbs/a)			Yield % of	Winter Survival (%)			50%	Plant	Moist	Test	Total
	2007	2006	2-Yr. Avg.	test avg	2007	2006	2-Yr. Avg.	Maturity	Ht	ure	Weight	Oil
								(d)	(in.)	(%)	(lbs/bu)	(%)
ARC98015	1470	1230	1350	90	---	---	---	156	64	5.2	52.2	35.5
Trabant	1454	---	---	89	---	---	---	154	58	5.1	51.2	37.3
KS4022	1453	---	---	89	---	---	---	151	50	5.0	50.4	35.9
TCI.06.M3	1450	---	---	89	---	---	---	153	54	5.0	49.0	---
Rasmus	1423	1404	1414	87	---	---	---	154	56	5.2	49.0	34.5
SW Falstaff	1399	---	---	86	---	---	---	157	54	4.9	49.4	37.7
Kronos	1388	1362	1375	85	---	---	---	154	63	5.0	52.3	35.1
Ceres	1342	776	1059	82	---	---	---	153	57	4.9	49.2	34.4
TCI.06.M2	1305	---	---	80	---	---	---	156	54	4.9	51.4	---
Baros	1259	---	---	77	---	---	---	150	60	5.5	50.5	35.4
ARC2180-1	1106	1223	1165	68	---	---	---	153	63	5.0	50.1	35.4
Plainsman	1103	1092	1098	67	---	---	---	150	60	5.3	50.7	35.7
Mean	1636	1337	---	100	---	---	---	154	57	5.1	50.6	36.0
CV (%)	14	132	---	14	---	---	---	2	4	6.2	3.3	1.9
LSD (0.05)	379	310	---	23	---	---	---	4	4	0.5	2.9	1.3

Bold - Superior LSD Group - Unless two entries differ by more than the LSD, little confidence can be placed in one being superior to the other.

Orange, Virginia

David Starner, Northern Piedmont Agricultural
Research and Extension Center, Virginia Tech University
Planted: 9/28/2006 at 5lbs/a in 7-in. rows
Harvested: 6/19/2007 & 6/20/2007
Herbicides: Treflan 1 pt/a
Insecticides:
Irrigation:
Fertility: 23-60-30-30 lbs. N-P-K-S fertilizer in fall
60-0-0-0 lbs. N-P-K-S fertilizer in spring
Previous Crop: Wheat
Soil Type: Starr clay loam
Elevation: 480 ft Latitude: 38°13N
Comments: Freeze in early April set back plants but did not affect
yields substantially.

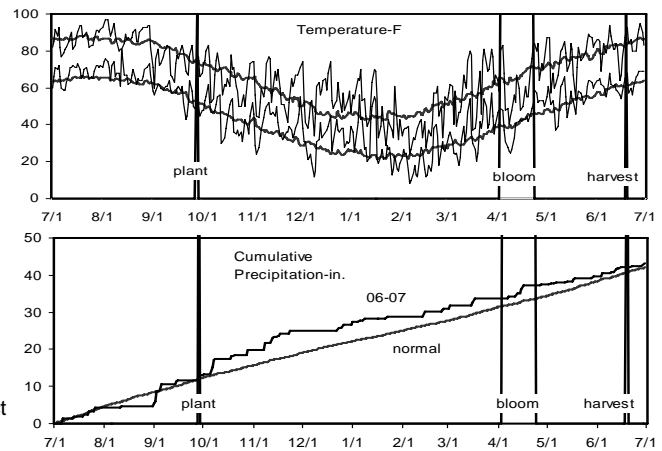


Table 5. Results from the 2007 National Winter Canola Variety Trial at Orange, VA

Name	Yield (lbs/a)			Yield % of test avg			Winter Survival (%)			Fall		Maturity (d)	Plant Ht (in.)	Moisture (%)	Test Weight (lbs/bu)	Total Oil (%)
	2007	2006	2-Yr. Avg.	2007	2006	2-Yr. Avg.	2007	2006	2-Yr. Avg.	Stand (0-10)	Bloom (d)					
Sitro	2963	---	---	139	100	---	---	---	---	6.2	101	166	50	9.1	47.8	39.7
NPZ0591RR	2734	---	---	128	100	---	---	---	---	7.8	103	167	51	7.6	47.7	39.6
Flash	2718	---	---	127	100	---	---	---	---	6.5	99	167	54	9.0	46.7	40.1
SLM0402	2676	---	---	125	100	---	---	---	---	5.3	99	166	47	10.4	46.3	39.3
SW Falstaff	2568	---	---	120	100	---	---	---	---	7.0	108	168	49	8.8	45.6	39.9
DSV06202	2565	---	---	120	100	---	---	---	---	6.3	99	168	51	10.2	47.1	38.8
KS3074	2492	3203	2848	117	100	98	99	100	99	4.7	108	166	53	7.3	48.9	39.7
Hornet	2472	3290	2881	116	100	97	99	100	99	5.3	106	168	55	10.6	47.6	39.7
DSV06201	2462	---	---	115	100	---	---	---	---	7.8	104	168	53	8.1	46.4	40.6
Satori	2412	---	---	113	100	---	---	---	---	5.7	101	164	45	7.9	47.1	39.8
Kronos	2400	3321	2861	112	100	92	96	100	96	6.0	108	167	56	9.9	47.8	38.7
Kadore	2370	---	---	111	100	---	---	---	---	5.3	108	168	45	10.4	47.7	38.8
Baldur	2364	2925	2644	111	100	87	94	100	94	5.7	103	168	52	9.5	48.2	39.4
Virginia	2351	3039	2695	110	98	97	98	100	98	5.3	101	165	45	9.3	46.1	38.9
KS3077	2295	---	---	107	100	---	---	---	---	6.2	108	166	54	9.1	48.0	39.1
TCI.06.M4	2279	---	---	107	100	---	---	---	---	7.3	94	161	44	8.1	47.6	38.9
Hybristar	2271	---	---	106	100	---	---	---	---	6.0	94	167	50	10.3	46.5	38.6
Rally	2261	2915	2588	106	100	100	100	100	100	7.7	106	169	54	9.3	46.5	39.8
Plainsman	2221	2422	2321	104	100	98	99	100	99	3.2	113	170	54	10.1	47.3	38.6
NPZ0404	2217	---	---	104	100	---	---	---	---	5.0	99	166	48	9.0	47.1	39.2
KS3018	2215	2897	2556	104	100	92	96	100	96	4.7	94	165	51	8.4	47.4	37.5
KS7436	2192	2419	2305	103	100	98	99	100	99	5.7	101	164	49	8.9	47.5	38.5
KS3254	2179	3392	2785	102	100	100	100	100	100	6.8	108	167	51	10.0	47.3	39.3
KS3302	2169	---	---	101	100	---	---	---	---	5.2	94	163	45	7.8	50.3	39.2
MH 604001	2167	---	---	101	100	---	---	---	---	5.7	99	166	48	8.4	47.4	39.2
Trabant	2160	---	---	101	100	---	---	---	---	6.8	101	167	48	8.5	46.9	38.4
Ovation	2146	---	---	100	100	---	---	---	---	6.3	106	170	49	9.7	47.8	41.4
NPZ0391RR	2052	---	---	96	100	---	---	---	---	6.7	108	167	51	9.6	47.7	38.5
KS4085	2041	---	---	96	100	---	---	---	---	6.2	103	167	54	9.0	47.2	38.8
ARC98007	2037	3152	2594	95	100	97	99	100	99	5.3	108	167	56	10.5	47.4	39.7
ARC97018	2003	3274	2638	94	100	---	---	---	---	4.3	99	167	50	9.2	47.4	39.4
Kalif	1991	---	---	93	100	---	---	---	---	7.8	104	165	46	7.5	46.9	40.5
Ceres	1986	2155	2071	93	100	92	96	100	96	7.8	106	164	49	8.6	47.6	39.3
Wichita	1985	3262	2624	93	100	93	97	100	97	3.0	101	162	44	7.7	48.1	38.8
KS3132	1965	---	---	92	100	---	---	---	---	6.5	99	164	46	9.0	47.1	38.7
KS9135	1948	3023	2485	91	100	98	99	100	99	5.8	106	167	52	9.0	47.8	38.3
Taurus	1931	---	---	90	100	---	---	---	---	6.0	94	166	46	8.6	46.4	40.2
SW Gospel	1918	---	---	90	100	---	---	---	---	6.8	99	167	43	11.0	46.1	39.8
ARC97019	1918	3320	2619	90	98	97	98	100	98	4.3	108	168	54	10.2	47.0	37.9

Table 5. Results from the 2007 National Winter Canola Variety Trial at Orange, VA

Name	Yield (lbs/a)			Yield % of	Winter Survival (%)			Fall	Bloom	Matur	Plant	Moist	Test	Total
	2007	2006	2-Yr. Avg.	test avg	2007	2006	2-Yr. Avg.	Stand		ity	Ht	ure	Weight	Oil
								(0-10)	(d)	(d)	(in.)	(%)	(lbs/bu)	(%)
ARC2180-1	1902	2818	2360	89	100	95	98	3.0	102	166	52	10.4	46.4	38.5
TCI.06.M3	1881	---	---	88	100	---	---	5.0	91	163	40	10.6	46.5	38.2
ARC98015	1857	2925	2391	87	98	95	97	4.7	108	170	57	10.6	46.6	38.5
Sumner	1851	2983	2417	87	100	92	96	6.7	94	161	44	8.1	49.5	38.4
Abilene	1832	2823	2327	86	100	100	100	2.7	106	166	48	9.2	48.2	38.3
Jetton	1815	2912	2364	85	100	95	98	6.5	99	166	48	9.9	47.1	40.2
Viking	1726	---	---	81	100	---	---	6.8	99	163	44	8.7	48.7	38.8
Baros	1724	---	---	81	100	---	---	3.7	94	161	44	10.2	46.2	39.2
Rasmus	1723	2570	2147	81	100	95	98	3.5	94	166	45	10.4	45.6	39.1
KS4022	1704	---	---	80	100	---	---	4.3	108	168	46	11.3	45.9	39.3
TCI.06.M1	1656	---	---	77	100	---	---	7.5	106	165	47	8.1	47.1	40.8
TCI.06.M2	1184	---	---	55	100	---	---	8.3	99	161	43	8.1	46.9	40.6
Mean	2139	2917	---	100	100	---	---	5.8	102	166	49	9.2	47.3	39.2
CV (%)	20	11	---	20	1	---	---	21.5	4	1	6	15.1	2.1	2.4
LSD (0.05)	715	524	---	34	NS	---	---	2.0	7	3	5	2.3	1.6	NS

Bold - Superior LSD Group - Unless two entries differ by more than the LSD, little confidence can be placed in one being superior to the other.

Petersburg, Virginia

Harbans Bhardwaj, Virginia State University

Planted: 10/12/2006 at 6 lbs/a in 15-in. rows

Harvested: 6/28/2007

Herbicides: Treflan 2 pt/a

Insecticides: Karate

Irrigation:

Fertility: 100-100-100 lbs. N-P-K fertilizer in spring

Previous Crop: White Lupin

Soil Type: Abell sandy loam

Elevation: 15 ft Latitude: 37°14N

Comments:

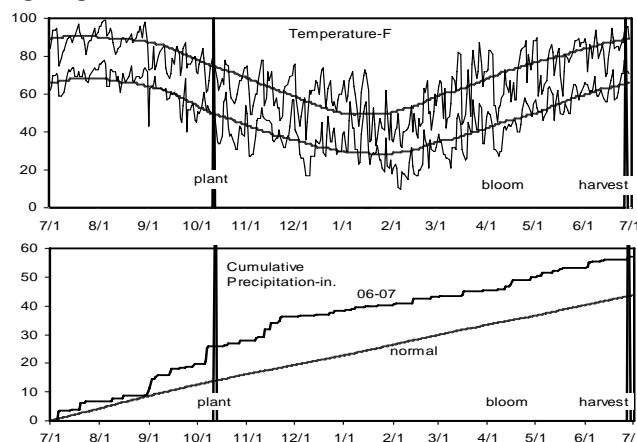


Table 6. Results from the 2007 National Winter Canola Variety Trial at Petersburg, VA

Name	Yield (lbs/a)			Yield % of	Winter Survival (%)			Fall	Stand	Bloom	Maturity	Plant	Test	Total
	2007	2006	2-Yr. Avg.	test avg	2007	2006	2-Yr. Avg.	(0-10)				(d)	(d)	Height
												(in.)	(lbs/bu)	(%)
DSV06201	1431	---	---	232	100	---	---	---	---	---	---	---	---	40.2
Hornet	1266	1673	1469	205	100	100	100	---	---	---	---	---	---	39.7
KS7436	1149	817	983	186	100	100	100	---	---	---	---	---	---	40.2
Virginia	1096	1881	1488	178	100	100	100	---	---	---	---	---	---	39.8
Flash	1030	---	---	167	100	100	100	---	---	---	---	---	---	41.3
Ovation	949	---	---	154	100	---	---	---	---	---	---	---	---	41.4
Rally	916	1858	1387	149	100	100	100	---	---	---	---	---	---	41.1
DSV06202	826	---	---	134	100	---	---	---	---	---	---	---	---	40.0
KS3077	824	---	---	134	100	---	---	---	---	---	---	---	---	41.8
TCI.06.M3	822	---	---	133	100	---	---	---	---	---	---	---	---	41.3
ARC97019	812	883	847	132	100	100	100	---	---	---	---	---	---	36.7
KS3254	734	1005	870	119	100	100	100	---	---	---	---	---	---	40.2
ARC98015	730	930	830	118	100	100	100	---	---	---	---	---	---	40.5
NPZ0404	704	---	---	114	100	---	---	---	---	---	---	---	---	41.3
Viking	693	---	---	112	100	---	---	---	---	---	---	---	---	38.4
KS3132	689	---	---	112	100	---	---	---	---	---	---	---	---	39.9
ARC2180-1	672	1007	839	109	100	100	100	---	---	---	---	---	---	41.2
Rasmus	659	807	733	107	100	100	100	---	---	---	---	---	---	39.2
Sitro	656	---	---	106	100	---	---	---	---	---	---	---	---	38.5
Jetton	622	818	720	101	100	100	100	---	---	---	---	---	---	37.7
TCI.06.M2	609	---	---	99	100	---	---	---	---	---	---	---	---	41.0
Wichita	596	658	627	97	100	100	100	---	---	---	---	---	---	38.2
Abilene	591	903	747	96	100	100	100	---	---	---	---	---	---	41.8
KS9135	576	1032	804	93	100	100	100	---	---	---	---	---	---	38.5
Baros	573	---	---	93	100	---	---	---	---	---	---	---	---	40.8
SW Falstaff	565	---	---	92	100	---	---	---	---	---	---	---	---	41.6
TCI.06.M4	535	---	---	87	100	---	---	---	---	---	---	---	---	37.4
SLM0402	530	---	---	86	100	---	---	---	---	---	---	---	---	40.0
Kalif	524	---	---	85	100	---	---	---	---	---	---	---	---	42.2
Ceres	522	402	462	85	100	100	100	---	---	---	---	---	---	39.0
KS4085	521	---	---	84	100	---	---	---	---	---	---	---	---	42.4
Taurus	503	---	---	82	100	---	---	---	---	---	---	---	---	41.4
Sumner	495	651	573	80	100	100	100	---	---	---	---	---	---	38.7
ARC97018	477	903	690	77	100	100	100	---	---	---	---	---	---	40.7
KS4022	468	---	---	76	100	---	---	---	---	---	---	---	---	41.2
KS3074	461	976	719	75	100	100	100	---	---	---	---	---	---	42.0
ARC98007	459	692	575	74	100	100	100	---	---	---	---	---	---	40.2
SW Gospel	443	---	---	72	100	---	---	---	---	---	---	---	---	42.4
MH604001	436	---	---	71	100	---	---	---	---	---	---	---	---	42.7

Table 6. Results from the 2007 National Winter Canola Variety Trial at Petersburg, VA

Name	Yield (lbs/a)			Yield % of	Winter Survival (%)			Fall	Bloom	Maturity	Plant	Test	Total
	2007	2006	2-Yr. Avg.	test avg	2007	2006	2-Yr. Avg.	Stand			Height	Weight	Oil
								(0-10)	(d)	(d)	(in.)	(lbs/bu)	(%)
KS3018	406	789	597	66	100	100	100	---	---	---	---	---	38.8
NPZ0591RR	404	---	---	66	100	---	---	---	---	---	---	---	41.3
Baldur	395	841	618	64	100	100	100	---	---	---	---	---	40.5
KS3302	387	---	---	63	100	---	---	---	---	---	---	---	41.3
Plainsman	370	761	566	60	100	100	100	---	---	---	---	---	40.1
Hybristar	357	---	---	58	100	---	---	---	---	---	---	---	41.3
Satori	356	---	---	58	100	---	---	---	---	---	---	---	41.2
NPZ0391RR	356	---	---	58	100	---	---	---	---	---	---	---	40.0
Kadore	341	---	---	55	100	---	---	---	---	---	---	---	40.9
Trabant	336	---	---	55	100	---	---	---	---	---	---	---	40.0
Kronos	314	899	607	51	100	100	100	---	---	---	---	---	41.9
TCI.06.M1	254	---	---	41	100	---	---	---	---	---	---	---	42.9
Mean	617	1011	---	100	100	100	100	---	---	---	---	---	40.4
CV (%)	48	26	---	48	---	---	---	---	---	---	---	---	1.0
LSD (0.05)	483	424	---	78	---	---	---	---	---	---	---	---	0.8

Bold - Superior LSD Group - Unless two entries differ by more than the LSD, little confidence can be placed in one being superior to the other.

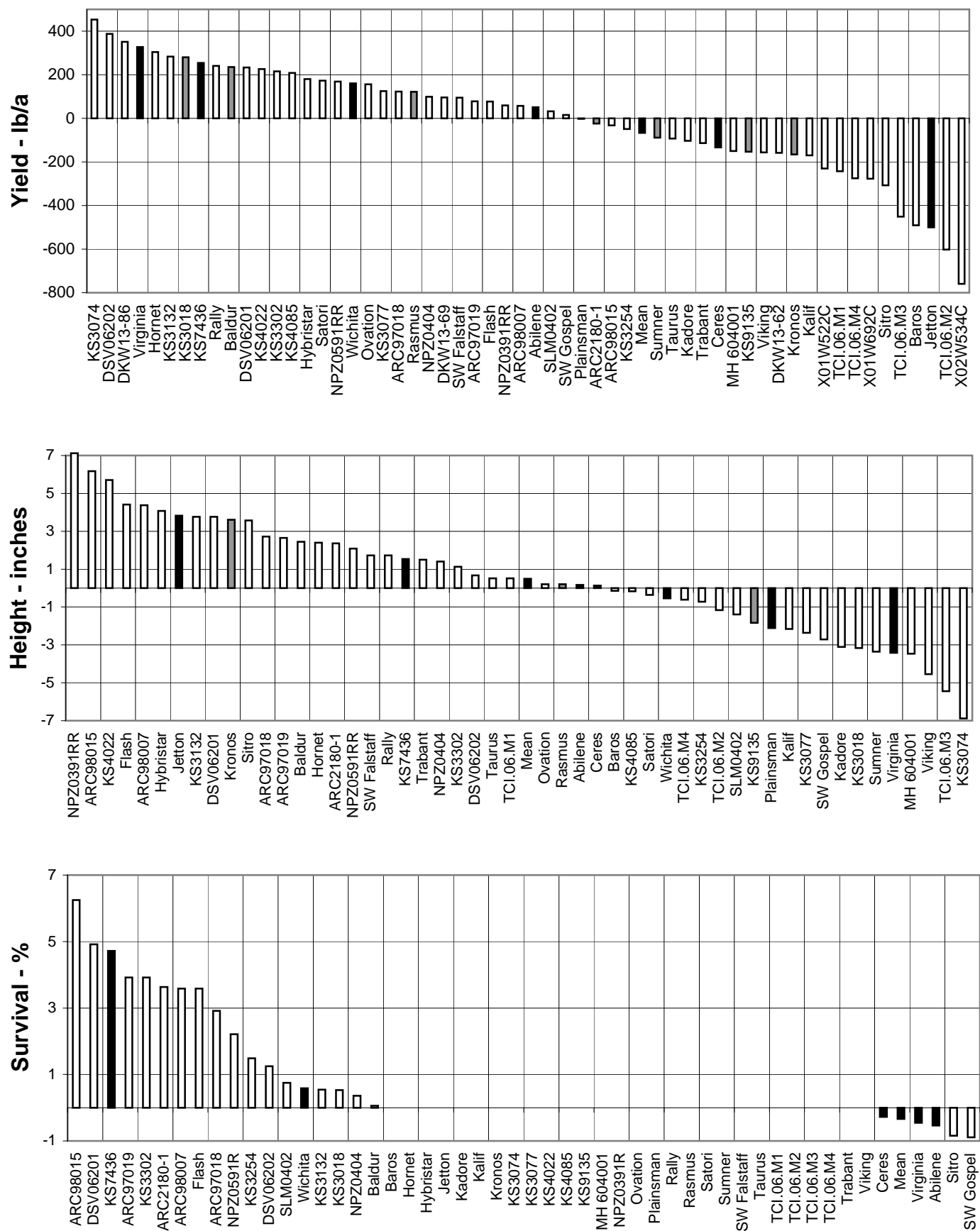
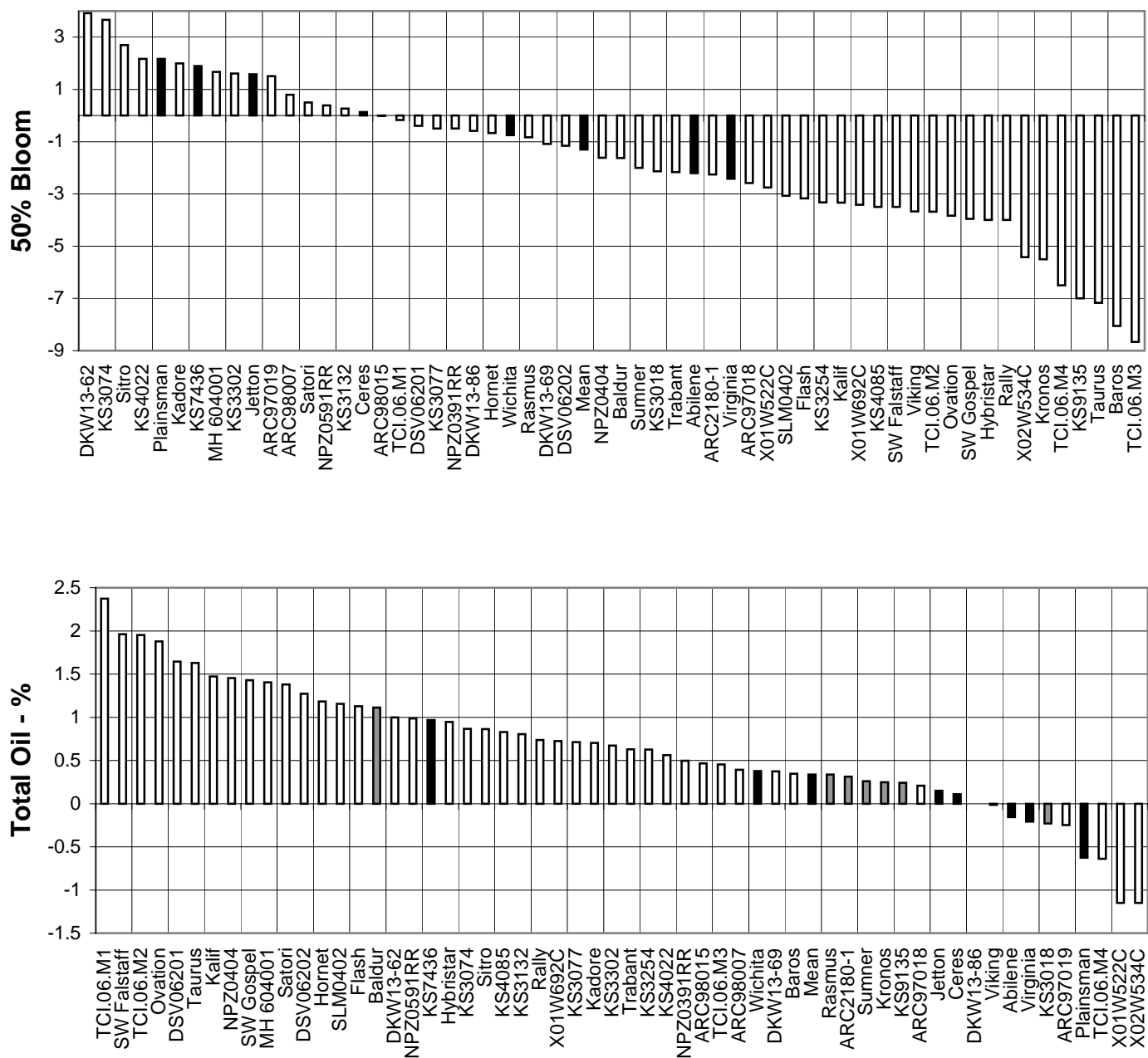


Figure 1. Southeast Winter Canola Summary, 1996-2007.



Note: Values are averages of the differences between each cultivar and the mean of Ceres, Jetton, Plainsman, and Wichita for yield (lbs/a), winter survival (%), plant height (inches), 50% bloom date (days), and total oil content (%). The number of observations for each trait is represented by the different colored bars (as shown at right).

Figure 1. Southeast Winter Canola Summary, 1996-2007 (continued).

Carbondale, Illinois

Michael Schmidt, Jim Klein, & Cathy Schmidt

Southern Illinois University

Planted: 9/20/06 at 10 lbs/a in 7.5-in. rows

Harvested:

Herbicides: Treflan 1.5 pt/a

Insecticides:

Irrigation:

Fertility: 120-0-0 lbs. N-P-K fertilizer in the spring

Previous Crop: Corn

Soil Type: Stoy silt loam

Elevation: 400 ft Latitude: 38°30N

Comments: Nighttime temperatures below 28°F for four consecutive nights from April 5 to April 9.

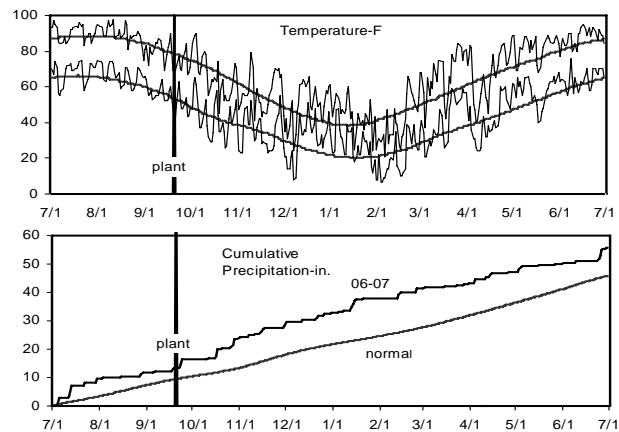


Table 7. Results from the 2007 National Winter Canola Variety Trial at Carbondale, IL

Name	Yield (lbs/a)			Yield % of test avg		Winter Survival (%)		Fall Stand	Frost Injury*	Plant Ht	Lodging	Total Oil
	2007	2006	2-Yr. Avg.	2007	2006	2007	2006	(0-10)	(1-10)	(in.)	(%)	(%)
KS4114	2874	---	---	158	---	---	---	7.3	2.0	42	3	39.4
KS3077	2627	---	---	144	---	---	---	6.8	1.5	48	10	39.8
Kadore	2613	---	---	144	---	---	---	3.8	1.0	46	3	39.1
KS3132	2443	---	---	134	---	---	---	7.8	1.8	44	7	40.0
KS3254	2356	3970	3163	129	---	---	---	6.0	2.0	46	7	39.6
KS7436	2340	3585	2962	129	---	---	---	6.7	2.5	42	8	40.8
KS3302	2336	---	---	128	---	---	---	6.5	3.3	41	7	39.7
KS9135	2284	3832	3058	125	---	---	---	7.3	1.2	44	10	39.0
NPZ0404	2284	---	---	125	---	---	---	6.0	4.5	42	3	40.8
KS3074	2256	3802	3029	124	---	---	---	5.2	1.0	48	5	39.2
KS4022	2218	---	---	122	---	---	---	4.7	2.8	43	5	40.7
MH 604001	2122	---	---	117	---	---	---	5.5	6.2	47	3	40.6
Kalif	2102	---	---	116	---	---	---	8.7	2.3	38	8	41.0
Trabant	2082	---	---	114	---	---	---	6.0	5.0	41	3	40.0
KS4160	2064	---	---	113	---	---	---	5.3	2.5	42	12	40.2
KS4085	2054	---	---	113	---	---	---	5.0	2.2	43	5	39.2
Virginia	2052	3609	2831	113	---	---	---	5.0	4.3	42	10	39.2
ARC98015	2018	3641	2830	111	---	---	---	5.0	2.0	49	8	39.9
ARC97018	1993	3792	2892	109	---	---	---	5.0	3.3	47	3	38.9
ARC97019	1951	3410	2680	107	---	---	---	2.7	3.3	44	12	38.3
Jetton	1947	3692	2819	107	---	---	---	6.2	4.2	44	8	37.9
KS3357	1947	---	---	107	---	---	---	6.3	1.7	49	7	39.1
ARC2180-1	1923	3358	2640	106	---	---	---	4.0	3.0	48	7	38.1
ARC98007	1889	2912	2400	104	---	---	---	4.7	3.8	46	8	39.3
Rally	1885	4193	3039	104	---	---	---	7.7	4.0	33	32	39.3
KS3018	1835	3305	2570	101	---	---	---	7.7	3.0	42	10	38.3
Taurus	1813	---	---	100	---	---	---	6.2	5.3	41	10	39.7
NPZ0391RR	1805	---	---	99	---	---	---	7.3	2.7	43	7	38.6
DSV06201	1799	---	---	99	---	---	---	7.3	3.3	41	15	39.9
Sumner	1799	3607	2703	99	---	---	---	4.3	3.2	42	8	38.3
Wichita	1771	3429	2600	97	---	---	---	3.3	2.3	41	8	39.4
Ceres	1757	3500	2629	97	---	---	---	8.7	2.7	36	22	37.8
DSV06202	1745	---	---	96	---	---	---	3.5	3.0	40	5	39.7
SW Gospel	1701	---	---	93	---	---	---	5.7	5.2	37	7	40.7
Hybristar	1673	---	---	92	---	---	---	7.8	5.0	35	12	38.7
Hornet	1624	4202	2913	89	---	---	---	3.3	3.8	32	30	38.8
Plainsman	1600	3134	2367	88	---	---	---	2.0	2.2	47	5	36.3
SLM0402	1582	---	---	87	---	---	---	4.8	4.7	39	13	39.6
Ovation	1544	---	---	85	---	---	---	7.5	1.8	35	22	39.6

Table 7. Results from the 2007 National Winter Canola Variety Trial at Carbondale, IL

Name	Yield (lbs/a)			Yield % of	Winter Survival (%)			Fall	Frost	Plant	Lodging	Total
	2007	2006	2-Yr. Avg.	test avg	2007	2006	2-Yr. Avg.	Stand	Injury*	Ht		Oil
								(0-10)	(1-10)	(in.)	(%)	(%)
Baros	1512	---	---	83	---	---	---	4.3	7.2	35	17	40.3
Rasmus	1472	3513	2492	81	---	---	---	4.7	5.0	40	15	39.0
Flash	1454	3461	2457	80	---	---	---	5.2	5.3	40	17	38.7
Viking	1406	---	---	77	---	---	---	6.3	5.3	31	22	37.8
NPZ0591RR	1362	---	---	75	---	---	---	7.8	4.3	34	32	38.6
Abilene	1326	3353	2340	73	---	---	---	1.2	4.0	39	13	37.8
Kronos	1326	3140	2233	73	---	---	---	6.2	2.7	29	45	38.1
Baldur	1191	3643	2417	65	---	---	---	3.3	2.2	35	22	39.0
Sitro	971	---	---	53	---	---	---	5.5	7.7	27	53	37.5
Satori	915	---	---	50	---	---	---	6.2	6.7	23	52	40.2
SW Falstaff	828	---	---	45	---	---	---	6.3	2.3	27	53	40.0
TCI.06.M2	349	---	---	19	---	---	---	8.0	5.7	23	63	39.8
Mean	1820	3561	2690	100	---	---	---	5.7	3.5	40	15	39.2
CV (%)	22	8	---	22	---	---	---	28.9	41.4	14	97	1.9
LSD (0.05)	649	447	---	36	---	---	---	2.7	2.3	9	24	1.5

Bold - Superior LSD Group - Unless two entries differ by more than the LSD, little confidence can be placed on one being superior to the other. *Frost injury ratings equal 1 - no injury, 2 - tips of flower cluster bent, 3 - all flower clusters bent and some main stems bent, 4 - 1/4 of main stems bent, 5 - 1/2 of main stems bent, 6 - 3/4 of main stems bent with many still flowering, 7 - 1/4 of plot killed or all main stems bent, 8 - 1/2 of plot killed, 9 - 3/4 of plot killed, 10 - entire plot killed

Russellville, Kentucky

Brian Caldbeck & John Hagan, Miles Enterprises

Planted: 9/27/2006 at 4 lbs/a in 7.5-in. rows

Harvested: 7/2/2007

Herbicides:

Insecticides: Warrior 3.2 oz/a

Fungicide: Endura 6 oz/a

Fertility: 130-0-0 lbs. N-P-K fertilizer in spring

Previous Crop:

Soil Type:

Elevation: 870 ft Latitude: 38°32'N

Comments: Late spring freeze delayed harvest.

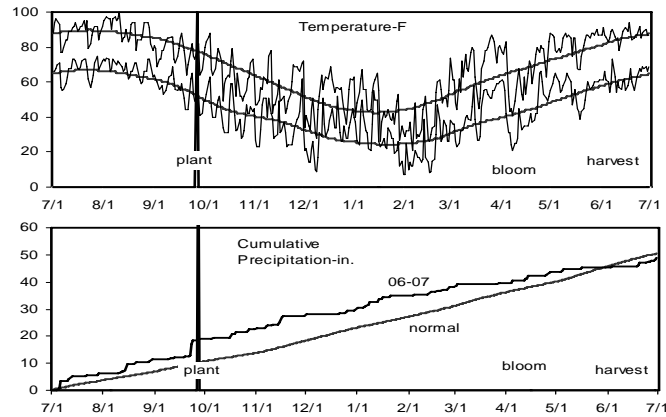


Table 8. Results from the 2007 National Winter Canola Variety Trial at Russellville, KY

Name	Yield (lbs/a)			Yield % of		Winter Survival (%)		Fall		Moisture (%)	Lodging (%)	Total Oil (%)
	2007	2006	2-Yr. Avg.	test avg	2007	2006	2-Yr. Avg.	Stand (%)	Bloom (d)			
DSV06201	4100	---	---	---	---	---	---	---	---	5.8	---	40.7
Rally	4095	3529	3812	---	---	---	---	---	---	6.0	---	39.6
Hornet	3965	3540	3753	---	---	---	---	---	---	6.8	---	40.9
Kadore	3885	---	---	---	---	---	---	---	---	6.2	---	39.7
Flash	3830	3164	3497	---	---	---	---	---	---	5.6	---	39.9
Sitro	3485	---	---	---	---	---	---	---	---	7.2	---	37.6
KS9135	3340	2885	3113	---	---	---	---	---	---	6.0	---	39.2
Hybristar	3310	---	---	---	---	---	---	---	---	7.0	---	39.7
KS3254	3290	2426	2858	---	---	---	---	---	---	6.5	---	39.7
KS3132	3215	---	---	---	---	---	---	---	---	6.5	---	39.7
DSV06202	3210	---	---	---	---	---	---	---	---	5.7	---	41.1
KS3074	3185	3300	3243	---	---	---	---	---	---	8.6	---	38.3
Viking	3160	---	---	---	---	---	---	---	---	5.6	---	40.2
Ovation	3120	---	---	---	---	---	---	---	---	6.0	---	41.6
KS4085	3070	---	---	---	---	---	---	---	---	7.5	---	39.2
SW Gospel	3065	---	---	---	---	---	---	---	---	5.7	---	41.0
Kalif	3035	---	---	---	---	---	---	---	---	6.3	---	42.1
Wichita*	3010	---	---	---	---	---	---	---	---	5.5	---	---
KS3302	2970	---	---	---	---	---	---	---	---	6.7	---	41.5
KS3018	2960	1988	2474	---	---	---	---	---	---	7.4	---	38.3
KS3077	2960	---	---	---	---	---	---	---	---	5.9	---	39.7
SLM0402	2960	---	---	---	---	---	---	---	---	7.7	---	40.9
SW Falstaff	2940	---	---	---	---	---	---	---	---	6.1	---	40.9
Wichita	2935	2789	2862	---	---	---	---	---	---	6.7	---	39.0
MH 604001	2910	---	---	---	---	---	---	---	---	5.9	---	40.9
TCI.06.M3	2900	---	---	---	---	---	---	---	---	7.1	---	40.0
NPZ0404	2880	---	---	---	---	---	---	---	---	6.8	---	41.1
NPZ0391RR	2865	---	---	---	---	---	---	---	---	7.0	---	39.7
TCI.06.M1	2845	---	---	---	---	---	---	---	---	5.9	---	42.1
KS7436	2820	2225	2523	---	---	---	---	---	---	6.4	---	40.0
Baldur	2815	2185	2500	---	---	---	---	---	---	7.3	---	38.7
TCI.06.M4	2735	---	---	---	---	---	---	---	---	6.7	---	40.4
Jetton	2730	2164	2447	---	---	---	---	---	---	6.9	---	38.5
ARC97018	2730	2072	2401	---	---	---	---	---	---	6.8	---	39.6
KS4022	2690	---	---	---	---	---	---	---	---	7.0	---	39.2
ARC98015	2690	2464	2577	---	---	---	---	---	---	9.0	---	38.9
Ceres	2660	1693	2177	---	---	---	---	---	---	6.2	---	39.5
Rasmus	2620	2501	2561	---	---	---	---	---	---	7.6	---	38.6
ARC97019	2620	2466	2543	---	---	---	---	---	---	8.5	---	38.7
Sumner	2595	2632	2614	---	---	---	---	---	---	7.2	---	40.2

Table 8. Results from the 2007 National Winter Canola Variety Trial at Russellville, KY

Name	Yield (lbs/a)			Yield % of	Winter Survival (%)			Fall	50%	Moisture	Lodging	Total Oil
	2007	2006	2-Yr. Avg.	test avg	2007	2006	2-Yr. Avg.	Stand	Bloom			
								(%)	(d)	(%)	(%)	(%)
Taurus	2580	---	---	---	---	---	---	---	---	5.9	---	41.9
Satori	2565	---	---	---	---	---	---	---	---	5.5	---	40.5
ARC98007	2565	2579	2572	---	---	---	---	---	---	7.4	---	41.5
Trabant	2560	---	---	---	---	---	---	---	---	6.8	---	40.1
TCI.06.M2	2485	---	---	---	---	---	---	---	---	7.2	---	42.7
Kronos	2440	2817	2629	---	---	---	---	---	---	8.4	---	37.5
Abilene	2425	2335	2380	---	---	---	---	---	---	8.4	---	38.9
Plainsman	2420	2814	2617	---	---	---	---	---	---	8.7	---	37.9
Virginia	2415	2706	2561	---	---	---	---	---	---	10.1	---	37.5
NPZ0591RR	2370	---	---	---	---	---	---	---	---	6.2	---	39.7
ARC2180-1	2335	1774	2055	---	---	---	---	---	---	10.2	---	38.7
Baros	2005	---	---	---	---	---	---	---	---	8.1	---	40.8
Mean	2931	---	---	---	---	---	---	---	---	6.9	---	39.9
CV (%)	8	---	---	---	---	---	---	---	---	17.5	---	2.1
LSD (0.05)	401	---	---	---	---	---	---	---	---	2.0	---	1.7

Bold - Superior LSD Group - Unless two entries differ by more than the LSD, little confidence can be placed in one being superior to the other. *Wichita = untreated

East Lansing, Michigan

Russell Freed, Michigan State University

Planted: 9/21/2006

Harvested: 7/9/2007

Herbicides:

Insecticides:

Irrigation:

Fertility: 57-57-57 lbs. N-P-K fertilizer in fall

45-0-0 lbs. N-P-K fertilizer in spring

Previous Crop: Soybean

Soil Type: Capac loam

Elevation: 880 ft Latitude 42°30N

Comments: Bird damage severely reduced yields.

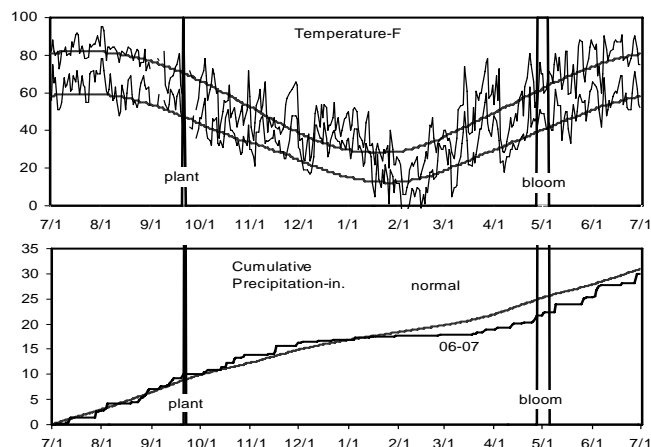


Table 9. Results from the 2007 National Winter Canola Variety Trial at East Lansing, MI

Name	Yield (lbs/a)			Yield % of test avg		Winter Survival (%)		50% Stand Bloom		Test Weight		Total Oil (%)
	2007	2006	2-Yr. Avg.	2007	2006	2007	2006	(%)	(d)	(in.)	(lbs/bu)	
Sitro	1423	---	---	161	---	---	---	---	119	36	---	44.5
Hybristar	1383	---	---	156	---	---	---	---	119	37	---	44.5
Flash	1257	3150	2204	142	---	---	---	---	119	36	---	44.5
DSV06201	1190	---	---	134	---	---	---	---	119	32	---	45.0
Rally	1170	3420	2295	132	---	---	---	---	119	38	---	44.6
SLM0404	1110	---	---	125	---	---	---	---	120	39	---	44.9
Hornet	1032	3615	2324	117	---	---	---	---	120	37	---	44.8
Falstaf	1020	---	---	115	---	---	---	---	119	35	---	45.5
Ceres	1017	1260	1139	115	---	---	---	---	120	39	---	44.3
Baldur	1013	2035	1524	114	---	---	---	---	119	36	---	44.3
KS4022	1012	---	---	114	---	---	---	---	120	34	---	43.0
MH604001	1009	---	---	114	---	---	---	---	119	41	---	44.5
Satori	1000	---	---	113	---	---	---	---	120	37	---	44.9
Ovation	993	---	---	112	---	---	---	---	119	34	---	44.9
Jetton	983	2730	1857	111	---	---	---	---	120	35	---	43.9
NPZ0404	977	---	---	110	---	---	---	---	121	36	---	45.5
Kadore	969	---	---	109	---	---	---	---	123	36	---	43.3
SW Gospel	966	---	---	109	---	---	---	---	119	36	---	45.2
KS4114	962	---	---	109	---	---	---	---	121	42	---	42.9
DSV06202	956	---	---	108	---	---	---	---	120	38	---	44.8
Rasmus	953	2495	1724	108	---	---	---	---	119	40	---	43.9
Trabant	947	---	---	107	---	---	---	---	118	38	---	44.7
KS7436	943	---	---	107	---	---	---	---	119	35	---	44.0
KS3254	930	2225	1578	105	---	---	---	---	121	38	---	43.7
KS3018	924	1940	1432	104	---	---	---	---	120	40	---	42.8
Baros	923	---	---	104	---	---	---	---	119	37	---	45.1
Virginia	921	2350	1636	104	---	---	---	---	119	38	---	43.9
NPZ0591RR	920	---	---	104	---	---	---	---	121	35	---	44.4
Viking	908	---	---	103	---	---	---	---	120	33	---	43.6
NPZ0391RR	880	---	---	99	---	---	---	---	119	36	---	43.6
KS4160	850	---	---	96	---	---	---	---	120	35	---	44.4
Abilene	847	2180	1514	96	---	---	---	---	121	33	---	42.2
KS3077	841	---	---	95	---	---	---	---	121	33	---	43.6
Kronos	807	---	---	91	---	---	---	---	119	40	---	43.9
TCI.06.M2	804	---	---	91	---	---	---	---	119	36	---	46.6
KS3357	767	---	---	87	---	---	---	---	121	39	---	43.8
Taurus	741	---	---	84	---	---	---	---	120	38	---	45.0
Summer	729	2095	1412	82	---	---	---	---	119	33	---	43.6
KS3132	718	---	---	81	---	---	---	---	120	39	---	43.8

Table 9. Results from the 2007 National Winter Canola Variety Trial at East Lansing, MI

Name	Yield (lbs/a)			Yield % of	Winter Survival (%)			Fall	50%	Test		
	2007	2006	2-Yr. Avg.	test avg	2007	2006	2-Yr. Avg.	Stand	Bloom	Plant Ht	Weight	Total Oil
								(%)	(d)	(in.)	(lbs/bu)	(%)
KS3302	698	---	---	79	---	---	---	---	119	35	---	44.2
Kalif	689	---	---	78	---	---	---	---	121	33	---	44.8
KS4085	685	---	---	77	---	---	---	---	121	37	---	43.3
KS9135	674	1825	1250	76	---	---	---	---	121	34	---	43.4
ARC97018	672	2335	1504	76	---	---	---	---	120	35	---	43.7
Plainman	628	2180	1404	71	---	---	---	---	124	41	---	41.0
KS3074	625	1875	1250	71	---	---	---	---	121	37	---	43.8
ARC98007	607	1705	1156	69	---	---	---	---	121	41	---	43.4
ARC97019	570	1985	1278	64	---	---	---	---	121	32	---	43.0
Wichita	542	1950	1246	61	---	---	---	---	120	38	---	43.0
ARC2180-1	515	1910	1213	58	---	---	---	---	121	38	---	43.3
ARC98015	424	1440	932	48	---	---	---	---	119	34	---	43.5
Mean	885	2226	---	---	---	---	---	---	120	37	---	44.0
CV (%)	20	---	---	---	---	---	---	---	9	13	---	0.6
LSD (0.05)	291	---	---	---	---	---	---	---	2	8	---	0.6

Bold - Superior LSD Group - Unless two entries differ by more than the LSD, little confidence can be placed in one being superior to the other.

Roseau, Minnesota

Derek Crompton, Extension Regional Center,

University of Minnesota

Planted: 8/30/06 at 5 lbs/a in 6-in. rows

Harvested: 7/25/2007

Herbicides:

Previous Crop: Spring wheat

Fertility: 120-40-60 lbs. N-P-K fertilizer

Soil Type: Sandy loam

Elevation: 1060 ft

Comments: Plot experienced drought conditions in the fall and a hard winter.

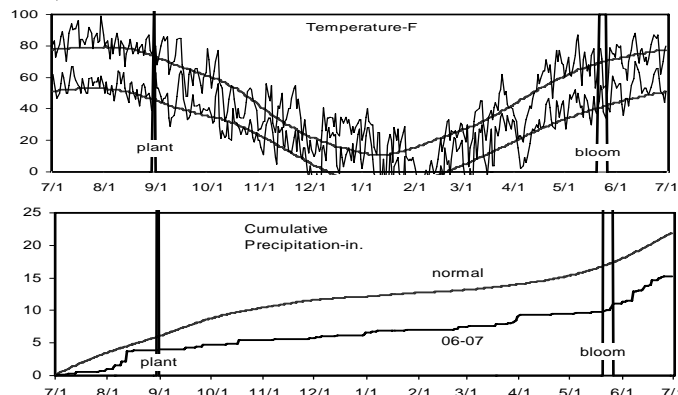


Table 10. Results of the 2007 National Winter Canola Variety Trial at Roseau, MN

Name	Yield (lbs/a)			Yield % of test avg			Winter Survival (%)			Fall Stand	Bloom	Plant Height	Total Oil
	2007	2006	2-Yr. Avg.	2007	2007	2006	2-Yr. Avg.	(0-10)	(d)	(in.)	(%)		
Taurus	1374	---	---	147	67	---	---	2.7	143	45	38.9		
Jetton	1366	---	---	147	53	---	---	6.0	143	47	39.4		
KS9135	1336	---	---	143	80	---	---	5.0	144	49	35.4		
KS3132	1327	---	---	142	33	---	---	4.7	144	49	36.4		
SLM0402	1310	---	---	141	70	---	---	1.7	143	44	40.0		
KS3018	1262	---	---	135	60	---	---	7.7	142	44	37.3		
KS3077	1248	---	---	134	72	---	---	4.3	143	47	34.4		
Kadore	1221	---	---	131	72	---	---	2.7	143	44	36.1		
Hybristar	1210	---	---	130	85	---	---	5.3	143	41	39.1		
Trabant	1178	---	---	126	53	---	---	4.3	143	39	39.2		
Ceres	1175	---	---	126	68	---	---	6.7	143	49	38.3		
Ovation	1139	---	---	122	63	---	---	4.3	142	49	38.8		
NPZ0404	1109	---	---	119	78	---	---	3.3	---	44	42.6		
KS4085	1077	---	---	116	38	---	---	5.3	144	43	35.6		
Sumner	1012	---	---	109	80	---	---	5.7	143	43	38.2		
KS3017	996	---	---	107	67	---	---	3.0	144	49	37.5		
KS3248	994	---	---	107	70	---	---	3.0	142	49	37.7		
Baros	988	---	---	106	62	---	---	3.7	144	39	38.5		
KS3068	985	---	---	106	70	---	---	4.7	145	48	35.0		
Abilene	974	---	---	105	33	---	---	7.3	143	41	37.5		
KS4022	957	---	---	103	47	---	---	4.3	143	46	35.8		
Kronos	949	---	---	102	43	---	---	1.7	143	47	35.7		
KS3302	912	---	---	98	37	---	---	4.0	144	39	36.5		
KS3074	902	---	---	97	82	---	---	2.0	144	43	35.3		
KS4160	898	---	---	96	77	---	---	3.0	143	43	32.4		
KS3357	875	---	---	94	80	---	---	1.7	144	48	32.3		
Baldur	871	---	---	93	62	---	---	5.0	141	51	37.7		
KS2002	870	---	---	93	47	---	---	4.3	144	43	37.2		
Casino	866	---	---	93	72	---	---	4.0	141	49	37.0		
Wichita	861	---	---	92	73	---	---	3.0	143	39	38.1		
KS3073	852	---	---	91	73	---	---	6.3	143	45	39.9		
KS3254	845	---	---	91	40	---	---	4.7	145	49	37.4		
KS4322	845	---	---	91	70	---	---	4.3	144	47	35.6		
KS7436	823	---	---	88	60	---	---	4.3	143	47	35.2		
Virginia	822	---	---	88	62	---	---	4.0	144	39	37.0		
ARC98015	797	---	---	85	55	---	---	3.3	143	45	37.9		
X01W692C	792	---	---	85	57	---	---	4.7	142	42	38.4		
Satori	788	---	---	85	73	---	---	3.7	143	41	37.7		
KS4114	786	---	---	84	55	---	---	3.3	143	43	35.5		
ARC97018	756	---	---	81	65	---	---	1.3	143	40	37.1		

Table 10. Results of the 2007 National Winter Canola Variety Trial at Roseau, MN

Name	Yield (lbs/a)			Yield % of	Winter Survival (%)			Fall	Bloom	Plant	Total Oil
	2007	2006	2-Yr. Avg.	test avg	2007	2006	2-Yr. Avg.	Stand	(d)	Height	(%)
								(0-10)		(in.)	
ARC98007	744	---	---	80	67	---	---	2.3	143	49	34.0
X02W534C	724	---	---	78	65	---	---	4.7	143	43	39.1
ARC2180-1	721	---	---	77	62	---	---	3.7	143	43	34.6
ARC97019	705	---	---	76	70	---	---	4.3	142	46	36.1
Rasmus	621	---	---	67	63	---	---	4.0	144	41	37.1
MH604001	598	---	---	64	23	---	---	5.0	145	44	36.7
Kalif	596	---	---	64	53	---	---	5.0	142	38	34.0
X01W522C	591	---	---	63	45	---	---	3.0	144	41	34.9
Viking	497	---	---	53	53	---	---	5.0	141	41	39.3
Plainsman	479	---	---	51	80	---	---	2.0	143	52	34.5
Mean	932	---	---	---	62	---	---	4.1	143	44	36.9
CV (%)	38	---	---	---	40	---	---	54.8	1	8	7.3
LSD (0.05)	NS	---	---	---	NS	---	---	NS	NS	5	NS

Bold - Superior LSD Group - Unless two entries differ by more than the LSD, little confidence can be placed in one being superior to the other.

Fremont, Ohio

Edwin Lentz, The Ohio State University

Planted: 9/11/2006 at 6.7 lbs/a in 7-in. rows

Harvested: 7/11/2007

Herbides: None

Previous Crop: Wheat

Soil test: P=68 ppm, K=192 ppm, pH=6.6

Fertility: 27-69-90 lbs. N-P-K fertilizer in fall

Soil Type: Hoytville silty clay loam

Elevation:

Comments: Chisel plowed, disk/packed, cultivated, cultivated/packed, and cultipacked after planting

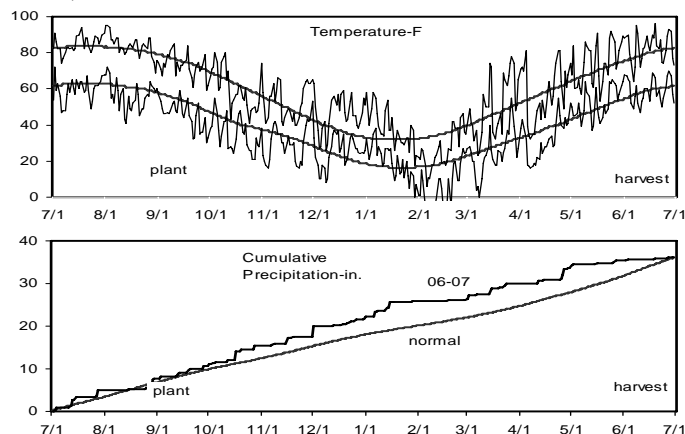


Table 11. Results of the 2007 National Winter Canola Variety Trial at Fremont, OH

Name	Yield (lbs/a)			Yield % of test avg		Winter Survival (%)		Fall Stand (%)	Bloom (d)	Plant Height (in.)	Total Oil (%)
	2007	2006	2-Yr. Avg.	2007	2006	2007	2006				
Rally	2947	3086	3017	156	87	100	94	82	121	36	40.4
Hornet	2785	3194	2989	148	85	100	93	77	121	39	39.6
Sitro	2373	---	---	126	78	---	---	71	122	33	41.1
DSV06202*	2306	---	---	122	90	---	---	87	116	35	40.0
SLM0402	2292	---	---	122	82	---	---	77	117	33	41.2
Flash	2273	2958	2615	121	82	100	91	80	123	35	40.2
NPZ0404*	2151	---	---	114	82	---	---	80	115	33	41.2
SW Gospel	2100	---	---	111	76	---	---	73	120	29	41.4
Kadore	2075	---	---	110	86	---	---	77	122	35	39.8
Virginia	2036	---	---	108	80	---	---	74	122	30	40.3
NPZ0391RR	2015	---	---	107	80	---	---	76	121	35	40.2
DSV06201*	2014	---	---	107	79	---	---	82	122	34	39.8
Wichita	2002	---	---	106	80	---	---	73	120	36	41.1
Kronos	1952	2515	2233	104	85	100	92	84	120	39	38.6
MH604001*	1942	---	---	103	77	---	---	75	120	35	40.5
Ceres*	1941	1719	1830	103	63	100	82	77	121	33	39.5
Kalif*	1907	---	---	101	74	---	---	82	121	29	41.6
Hybristar*	1906	---	---	101	69	---	---	80	121	31	39.7
Ovation*	1892	---	---	100	84	---	---	82	123	29	41.6
SW Falstaff	1865	---	---	99	80	---	---	69	126	32	39.9
Baldur	1828	2403	2116	97	77	100	89	74	117	35	40.5
Satori	1778	---	---	94	84	---	---	76	122	30	41.8
KS3018*	1762	2226	1994	94	72	100	86	72	121	38	39.8
KS9135	1730	2091	1911	92	81	100	90	73	125	34	40.9
KS3074	1727	2083	1905	92	76	100	88	75	123	37	39.9
KS3302	1701	---	---	90	78	---	---	75	120	34	40.6
Trabant*	1662	---	---	88	59	---	---	71	121	31	39.8
KS3077*	1661	---	---	88	81	---	---	67	125	32	39.3
Baros*	1653	---	---	88	62	---	---	75	119	30	40.9
NPZ0591RR	1508	---	---	80	72	---	---	72	122	35	40.0
Taurus	1495	---	---	79	85	---	---	78	121	34	39.4
Plainsman*	1457	2141	1799	77	68	100	84	79	122	34	40.2
Sumner*	1379	1995	1687	73	58	100	79	68	121	33	39.4
Abilene*	1141	2219	1680	61	56	100	78	68	122	31	39.9
Viking*	1135	---	---	60	57	---	---	74	121	27	39.6
TCI.06.M2*	1095	---	---	58	67	---	---	76	124	30	41.6
Mean	1884	2358	2121	100	76	100	88	76	121	33	40.3
LSD (0.05)	642	354	---	34	NS	NS	---	NS	3	5	2.5
CV (%)	21	9.2	---	21	21	0.5	---	10	2	9	NS

Bold - Superior LSD Group - Unless two entries differ by more than the LSD, little confidence can be placed in one being superior to the other.

*One rep missing or adversely affected by excessive rainfall.

Rock Springs, Pennsylvania

Greg Roth & Mary Carol Frier, Pennsylvania State University

Planted: 9/20/2006 at 5.5 lbs/a in 7-in. rows

Harvested: 7/1/2007

Herbicides: Treflan

Insecticides:

Irrigation:

Fertility: 120-15-15-21 lbs. N-P-K-S fertilizer in fall

Previous Crop: Oats

Soil Type: Hagerstown/Murrill silt loam

Elevation: 1219 ft Latitude: 40°42'N

Comments: Plots were moderately to severely affected by freeze on 4/7; recovery was good.

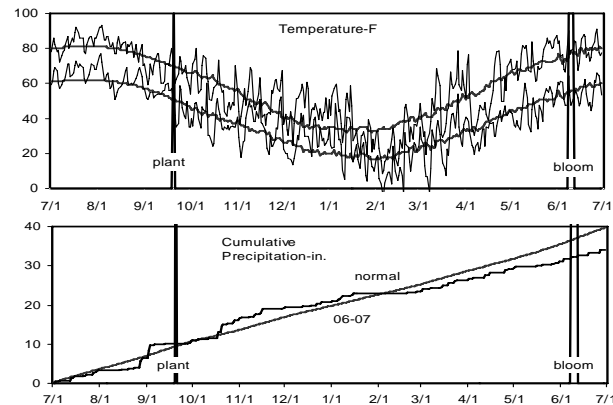


Table 12. Results from the 2007 National Winter Canola Variety Trial at Rock Springs, PA

Name	Yield (lbs/a)			Yield % of test avg				Winter Survival (%)		Fall Stand	Blo om	Matur ity	Plant Ht	Lodg ing	Shat ter	Test Wt	Total Oil
	2007	2006	2-Yr.	2007	2007	2006	2-Yr.	(%)	(d)	(d)	(d)	(in.)	(%)	(%)	(%)	(lbs/bu)	(%)
Baldur	3158	---	---	141	80	---	---	73	128	178	46	0	3	50.7	50.7		
NPZ0404	3057	---	---	136	93	---	---	92	128	178	44	0	0	50.8	50.8		
KS3254	2877	---	---	128	73	---	---	78	131	177	47	0	3	51.0	51.0		
Flash	2801	---	---	125	78	---	---	68	130	179	47	0	3	51.0	51.0		
KS4022	2748	---	---	122	80	---	---	83	130	176	44	0	3	49.7	49.7		
KS3074	2710	---	---	121	87	---	---	87	130	179	45	0	2	50.7	50.7		
Kadore	2696	---	---	120	90	---	---	81	131	180	43	0	3	48.6	48.6		
DSV06201	2693	---	---	120	88	---	---	78	130	177	47	0	0	48.6	48.6		
KS4085	2671	---	---	119	78	---	---	83	130	177	45	0	3	48.7	48.7		
SLM0402	2619	---	---	117	68	---	---	67	129	179	45	0	0	50.0	50.0		
NPZ0591RR	2603	---	---	116	76	---	---	70	128	178	43	0	2	47.9	47.9		
Rally	2594	---	---	116	78	---	---	70	129	179	44	0	2	50.6	50.6		
NPZ0391RR	2546	---	---	113	70	---	---	75	129	177	42	0	0	50.7	50.7		
Hornet	2516	---	---	112	83	---	---	80	128	176	46	0	3	50.7	50.7		
Jetton	2509	---	---	112	73	---	---	73	129	178	41	0	3	49.6	49.6		
DSV06202	2506	---	---	112	78	---	---	67	129	178	41	0	0	50.6	50.6		
Wichita	2479	---	---	110	63	---	---	73	129	178	43	0	2	50.3	50.3		
Kronos	2453	---	---	109	70	---	---	62	130	178	48	0	3	51.8	51.8		
Ovation	2408	---	---	107	73	---	---	77	130	178	42	0	2	52.2	52.2		
KS4160	2401	---	---	107	80	---	---	77	129	178	42	0	2	49.4	49.4		
SW Falstaff	2392	---	---	107	83	---	---	68	130	180	45	0	2	48.5	48.5		
Ceres	2386	---	---	106	73	---	---	80	130	177	46	0	2	51.3	51.3		
Satori	2371	---	---	106	78	---	---	77	128	177	40	0	2	49.9	49.9		
MH604001	2340	---	---	104	73	---	---	63	128	177	44	0	2	50.1	50.1		
KS3132	2309	---	---	103	70	---	---	77	130	178	44	0	3	50.5	50.5		
KS9135	2307	---	---	103	83	---	---	77	131	179	44	0	2	50.8	50.8		
KS3018	2294	---	---	102	73	---	---	75	129	178	44	0	2	50.5	50.5		
KS7436	2290	---	---	102	72	---	---	78	130	176	45	0	0	50.8	50.8		
Rasmus	2278	---	---	101	70	---	---	75	129	178	44	0	2	49.8	49.8		
ARC97019	2267	---	---	101	80	---	---	53	130	178	46	0	2	50.6	50.6		
KS3077	2240	---	---	100	73	---	---	80	130	177	44	0	2	51.1	51.1		
TCI.06.M2	2232	---	---	99	75	---	---	77	130	179	42	0	0	48.7	48.7		
KS3357	2224	---	---	99	77	---	---	77	129	177	45	0	2	50.9	50.9		
KS4114	2204	---	---	98	77	---	---	72	129	179	43	0	3	51.8	51.8		
Sumner	2167	---	---	97	82	---	---	83	129	176	42	0	0	51.0	51.0		
Virginia	2155	---	---	96	88	---	---	72	129	176	39	0	0	48.6	48.6		
SW Gospel	2135	---	---	95	60	---	---	83	128	178	36	0	3	50.0	50.0		
Abilene	2133	---	---	95	82	---	---	61	129	175	42	0	0	54.0	54.0		
KS3302	2028	---	---	90	80	---	---	63	129	177	43	0	2	50.2	50.2		
ARC97018	2016	---	---	90	67	---	---	60	129	177	44	0	2	49.6	49.6		

Table 12. Results from the 2007 National Winter Canola Variety Trial at Rock Springs, PA

	Yield (lbs/a)			Yield % of test avg				Winter Survival (%)		Fall Stand	Bloom	Maturity	Plant Ht	Lodging	Shatter	Test Wt	Total Oil
Name	2007	2006	2-Yr.	2007	2007	2006	2-Yr.	(%)	(d)	(d)	(in.)	(%)	(%)	(lbs/bu)	(%)		
Trabant	1693	---	---	75	60	---	---	77	129	177	41	0	3	50.4	50.4		
Viking	1651	---	---	74	53	---	---	73	129	176	40	0	2	50.5	50.5		
ARC98007	1618	---	---	72	60	---	---	70	131	177	45	0	2	50.5	50.5		
Hybristar	1607	---	---	72	53	---	---	75	131	178	41	0	0	49.5	49.5		
Taurus	1579	---	---	70	57	---	---	60	129	179	41	0	3	50.4	50.4		
ARC2180-1	1560	---	---	69	77	---	---	45	129	178	43	0	3	50.1	50.1		
Baros	1535	---	---	68	47	---	---	65	129	179	40	0	3	50.2	50.2		
ARC98015	1492	---	---	66	63	---	---	63	131	177	45	0	2	49.5	49.5		
Kalif	1477	---	---	66	43	---	---	77	131	179	38	0	2	49.9	49.9		
Plainsman	1436	---	---	64	70	---	---	62	131	180	43	0	3	48.5	48.5		
Sitro	1257	---	---	56	70	---	---	63	130	177	43	0	0	51.0	51.0		
Mean	2245	---	---	---	73	---	---	7	129	178	43	0	2	50.2	50.2		
CV (%)	26	---	---	---	18	---	---	16	12	3	5.4	0	130	3	3		
LSD (0.05)	930	---	---	---	22	---	---	19	2	2	3.8	0	4	2.4	2.4		

Bold - Superior LSD Group - Unless two entries differ by more than the LSD, little confidence can be placed in one being superior to the other.

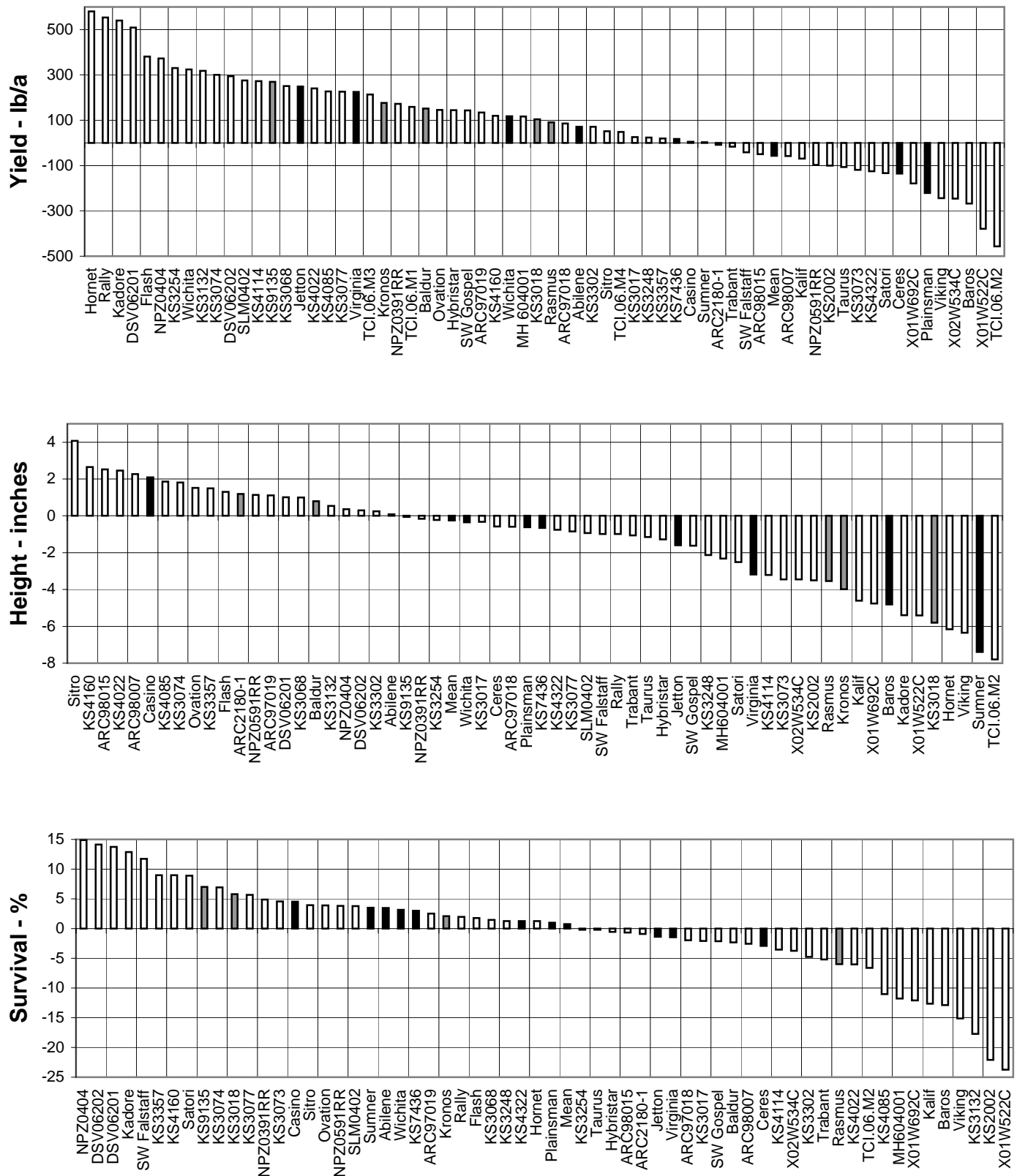
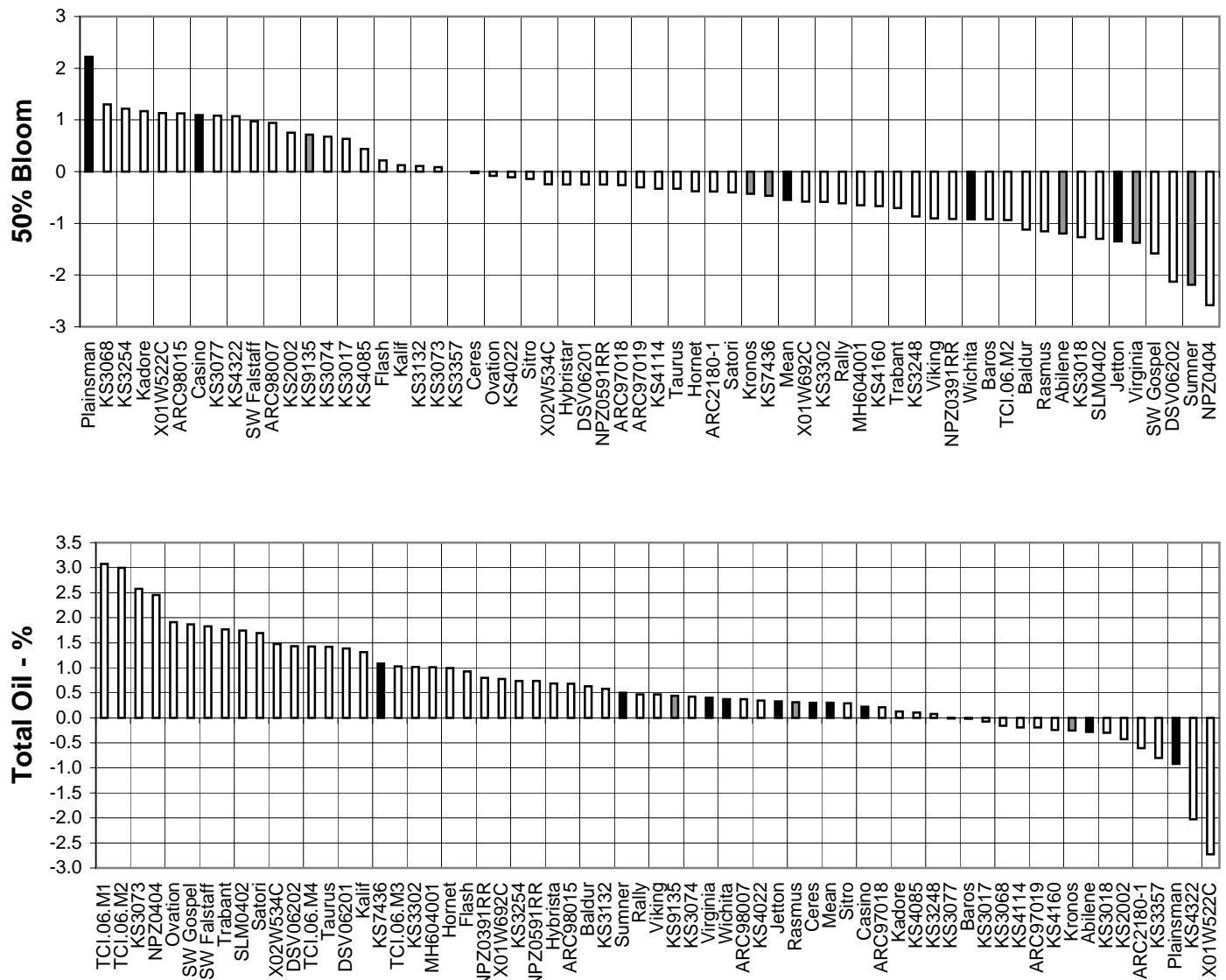


Figure 2. Midwest Winter Canola Summary, 1996-2007.



Note: Values are averages of the differences between each cultivar and the mean of Ceres, Jetton, Plainsman, and Wichita for yield (lbs/a), winter survival (%), plant height (inches), 50% bloom date (days), and total oil content (%). The number of observations for each trait is represented by the different colored bars (as shown at right).




Figure 2. Midwest Winter Canola Summary, 1996-2007 (continued).

Fruita, Colorado

Calvin Pearson, Western Colorado Research Center,
Colorado State University

Planted: 9/12/2006

Harvested: 7/30/2007

Herbicides:

Insecticides:

Irrigation:

Fertility:

Soil Type: Youngston clay loam

Elevation: 4624 ft Latitude: 39°10.795N

Comments:

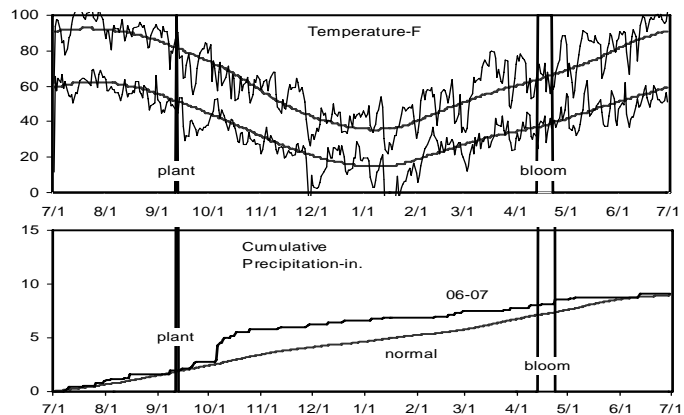


Table 13. Results from the 2007 National Winter Canola Variety Trial at Fruita, CO

Name	Yield (lbs/a)			Yield % of test avg	Winter Survival (%)			Fall Stand	50% Bloom	Lodg ing	Shat ter	Moist ure	Test Wt	Total Oil
	2007	2006	2-Yr. Avg.	2007	2007	2006	2-Yr. Avg.	(0-10)	(d)	(%)	(%)	(%)	(lbs/bu)	(%)
SLM0402	3621	---	---	155	---	---	---	9.7	107	43	27	8.7	49.6	42.1
X01W692C	3336	---	---	143	---	---	---	9.3	108	65	10	9.7	50.4	39.5
Satori	3251	---	---	139	---	---	---	9.8	109	73	12	14.5	48.6	41.0
Flash	3213	1925	2569	137	---	100	---	9.2	110	80	10	10.2	49.9	38.6
Hornet	3115	2265	2690	133	---	100	---	9.7	107	48	10	7.6	50.0	42.2
Baldur	3112	2033	2572	133	---	100	---	9.5	108	30	13	9.5	50.5	41.5
Rally	3083	2556	2819	132	---	100	---	10.0	110	82	10	10.1	49.9	41.0
NPZ0404	3004	---	---	128	---	---	---	9.2	109	67	13	9.0	51.2	40.6
Hybristar	2937	---	---	126	---	---	---	10.0	106	77	10	8.4	49.8	41.9
Sitro	2908	---	---	124	---	---	---	9.7	109	83	7	10.6	50.6	40.6
DSV06201	2901	---	---	124	---	---	---	10.0	110	88	13	10.2	49.9	39.2
DSV06202	2741	---	---	117	---	---	---	9.8	107	57	38	10.7	49.7	42.6
KS3132	2610	---	---	112	---	---	---	9.8	109	88	10	8.5	49.1	39.3
SW Gospel	2609	---	---	112	---	---	---	10.0	109	70	12	14.3	48.9	38.5
Ovation	2602	---	---	111	---	---	---	10.0	112	80	10	14.5	49.2	40.4
MH 604001	2554	---	---	109	---	---	---	9.3	108	75	30	9.0	50.3	39.4
Rasmus	2552	1912	2232	109	---	100	---	8.0	106	50	13	9.2	48.9	39.9
ARC97018	2541	2164	2352	109	---	100	---	9.0	108	62	18	11.2	49.8	39.3
KS4022	2487	---	---	106	---	---	---	7.7	109	55	12	9.6	49.4	40.2
TCI.06.M3	2480	---	---	106	---	---	---	10.0	104	77	13	8.7	50.9	40.9
Summer	2460	1684	2072	105	---	100	---	8.7	105	63	10	11.7	50.4	39.4
Taurus	2456	---	---	105	---	---	---	9.3	107	67	10	9.3	50.5	39.8
ARC97019	2426	1686	2056	104	---	100	---	9.0	108	73	15	12.1	49.2	38.6
TCI.06.M2	2337	---	---	100	---	---	---	9.7	112	60	17	10.6	49.5	44.1
X01W522C	2322	---	---	99	---	---	---	9.8	107	63	15	13.3	49.4	38.2
KS3018	2316	1704	2010	99	---	100	---	9.8	106	75	13	11.6	50.2	38.5
Kadore	2307	---	---	99	---	---	---	8.8	112	88	12	10.8	50.4	38.3
KS3074	2282	1887	2084	98	---	100	---	9.5	110	33	48	11.2	49.9	41.8
Kalif	2277	---	---	97	---	---	---	10.0	110	48	12	7.4	50.3	42.6
Kronos	2276	2521	2398	97	---	93	---	10.0	110	77	13	10.7	50.0	41.2
X02W534C	2263	---	---	97	---	---	---	10.0	109	40	17	8.9	50.0	40.3
Trabant	2235	---	---	96	---	---	---	9.0	106	40	13	8.6	50.5	40.1
KS4085	2231	---	---	95	---	---	---	10.0	108	82	12	12.7	49.0	38.0
Jetton	2218	1426	1822	95	---	100	---	9.0	108	45	23	13.7	48.8	40.9
Virginia	2211	1564	1888	95	---	100	---	10.0	109	97	10	13.4	48.1	38.0
DKW13-86	2204	1437	1821	94	---	97	---	8.0	111	53	13	10.7	50.4	38.2
TCI.06.M4	2193	---	---	94	---	---	---	8.7	105	83	10	9.5	49.4	38.6
Abilene	2187	2117	2152	94	---	100	---	8.8	108	85	13	12.2	50.3	38.0
Wichita	2170	1828	1999	93	---	100	---	10.0	106	70	10	8.6	51.8	38.1
KS9135	2163	1753	1958	92	---	100	---	10.0	108	93	13	11.6	50.3	37.3

Table 13. Results from the 2007 National Winter Canola Variety Trial at Fruita, CO

Name	Yield (lbs/a)			Yield % of	Winter Survival (%)			Fall	50%	Lodg	Shat	Moist	Test Wt	Total
	2007	2006	2-Yr. Avg.	test avg	2007	2006	2-Yr. Avg.	Stand	Bloom	ing	ter	ure		Oil
								(0-10)	(d)	(%)	(%)	(%)	(lbs/bu)	(%)
Viking	2128	---	---	91	---	---	---	10.0	108	90	13	13.1	50.7	38.6
ARC2180-1	2125	1809	1967	91	---	92	---	9.0	109	47	35	12.6	49.4	38.1
ARC98007	2115	1727	1921	90	---	100	---	9.5	109	72	10	16.3	46.7	37.8
KS7436	2109	2241	2175	90	---	100	---	9.2	109	53	32	12.3	48.9	41.3
KS3302	2024	---	---	87	---	---	---	9.7	107	83	10	9.6	47.6	39.7
Baros	1926	---	---	82	---	---	---	9.2	109	83	23	10.3	50.4	39.7
TCI.06.M1	1875	---	---	80	---	---	---	10.0	109	83	12	13.3	48.0	40.4
NPZ0391RR	1849	---	---	79	---	---	---	7.8	112	27	15	13.7	49.4	39.1
KS3077	1844	---	---	79	---	---	---	9.8	110	68	17	10.6	50.2	39.3
ARC98015	1748	---	---	75	---	---	---	9.7	109	87	12	15.9	48.5	39.0
SW Falstaff	1728	---	---	74	---	---	---	8.5	109	73	10	9.1	45.7	40.5
NPZ0591RR	1647	---	---	70	---	---	---	8.7	110	93	10	14.4	49.0	39.8
Plainsman	1626	1033	1329	70	---	100	---	8.2	112	65	15	9.6	49.1	37.6
DKW13-62	1475	781	1128	63	---	100	---	9.7	110	85	13	14.1	48.8	40.8
KS3254	1432	2095	1764	61	---	100	---	10.0	110	88	12	13.8	47.3	39.2
Ceres	1364	1478	1421	58	---	100	---	10.0	112	90	17	13.8	49.8	37.8
DKW13-69	1105	---	---	47	---	---	---	9.3	111	92	15	13.2	46.0	38.2
Mean	2339	1790	---	100	---	---	---	9.4	109	70	15	11.2	49.5	39.7
CV (%)	23	18	---	23	---	---	---	11.9	1	37	84	24.7	3.3	4.2
LSD (0.05)	872	514	---	37	---	---	---	NS	2	NS	NS	4.5	2.6	3.4

Bold - Superior LSD Group - Unless two entries differ by more than the LSD, little confidence can be placed in one being superior to the other.

Rocky Ford, Colorado

Abdel Berrada, Arkansas Valley Research Center,
Colorado State University

Planted: 9/27/2006

Harvested: 7/24/2007 by hand

Herbicides: Treflan 1.5 pt/a

Irrigation: 9/28/06, 11/3/06, 4/18/07, 5/9/07, 6/7/07

Fertility: 11-52-0 lbs. N-P-K fertilizer in August

Soil Type: Rocky Ford silty clay loam

Elevation: 4180 ft Latitude: 38°3N

Comments: Plot combine problems resulted in hand harvesting. The
"best looking" entries were harvested.

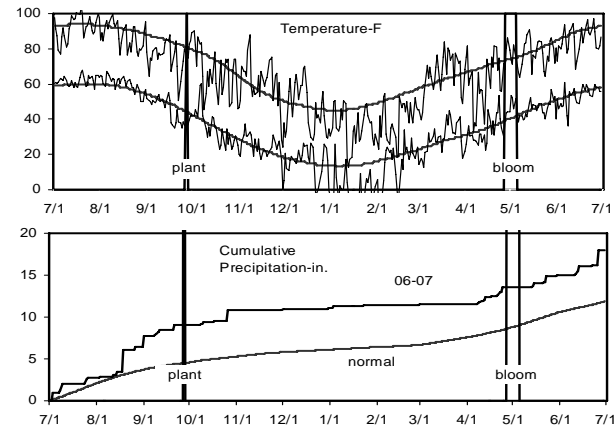


Table 14. Results from the 2007 National Winter Canola Variety Trial at Rocky Ford, CO

Name	Yield (lbs/a)			Yield % of test avg		Winter Survival (%)		Fall Stand	50% Bloom	Plant Ht	Lodging	Shatter	90% Maturity
	2007	2006	2-Yr.	2007	2006	2007	2006	(1-10)	(d)	(in.)	(%)	(%)	(d)
DKW13-69	1399	---	---	63	95	---	---	8	1-May	53	0	5	11-Jul
Ceres	NA	2481	---	---	95	89	92	9	3-May	50	0	4	16-Jul
NPZ0391RR	2216	---	---	99	93	---	---	8	1-May	53	0	1	17-Jul
Hornet	2475	2016	---	111	90	58	74	8	29-Apr	51	0	1	10-Jul
DKW13-62	1827	1261	---	82	90	60	75	9	3-May	55	1	2	17-Jul
X01W692C	2247	---	---	101	90	---	---	8	28-Apr	46	0	3	14-Jul
Jetton	2225	1226	1726	100	88	57	72	8	29-Apr	50	0	4	10-Jul
Kronos	NA	2153	---	---	88	80	84	7	29-Apr	53	0	13	11-Jul
SW Falstaff	NA	---	---	---	88	---	---	8	29-Apr	45	0	3	23-Jul
Hybristar	2025	---	---	91	85	---	---	8	27-Apr	47	3	1	15-Jul
X01W522C	2095	---	---	94	85	---	---	8	27-Apr	47	0	8	6-Jul
DSV06202	2142	---	---	96	83	---	---	8	30-Apr	49	0	1	16-Jul
Trabant	NA	---	---	---	83	---	---	8	28-Apr	48	1	5	15-Jul
ARC98015	NA	1541	---	---	83	73	78	8	1-May	55	0	5	16-Jul
DSV06201	3528	---	---	158	80	---	---	9	1-May	45	0	1	15-Jul
KS3132	NA	---	---	---	80	---	---	7	1-May	47	0	6	11-Jul
KS3302	NA	---	---	---	80	---	---	8	30-Apr	48	1	7	11-Jul
KS7436	NA	2058	---	---	80	67	74	8	1-May	50	4	9	11-Jul
Baros	NA	---	---	---	80	---	---	7	30-Apr	48	3	5	10-Jul
Taurus	NA	---	---	---	80	---	---	8	30-Apr	48	0	3	11-Jul
X02W534C	NA	---	---	---	80	---	---	7	30-Apr	48	0	2	10-Jul
TCI.06.M1	1921	---	---	86	80	---	---	8	2-May	50	5	2	14-Jul
TCI.06.M4	NA	---	---	---	80	---	---	7	28-Apr	45	0	14	5-Jul
Flash	2736	---	---	123	78	---	---	8	30-Apr	52	0	1	16-Jul
KS3018	NA	1125	---	---	78	82	80	8	29-Apr	50	0	8	10-Jul
KS3074	NA	1644	---	---	78	78	78	7	30-Apr	51	0	1	11-Jul
KS9135	NA	1947	---	---	78	80	79	7	30-Apr	52	0	3	17-Jul
NPZ0404	NA	---	---	---	78	---	---	7	27-Apr	49	0	5	10-Jul
SLM0402	2151	---	---	96	78	---	---	8	27-Apr	50	2	1	17-Jul
TCI.06.M2	1654	---	---	74	78	---	---	8	3-May	52	0	1	11-Jul
KS3254	NA	1897	---	---	75	76	76	7	3-May	51	0	1	17-Jul
KS4085	2116	---	---	95	75	---	---	8	2-May	50	1	2	15-Jul
Wichita	1944	1838	1891	87	75	60	68	8	2-May	50	4	1	15-Jul
Kalif	NA	---	---	---	75	---	---	9	2-May	43	0	1	16-Jul
Satori	2096	---	---	94	75	---	---	7	30-Apr	47	0	9	15-Jul
Baldur	NA	1445	---	---	75	74	75	7	27-Apr	51	0	4	11-Jul
NPZ0591RR	NA	---	---	---	75	---	---	7	2-May	51	0	2	15-Jul
Virginia	1751	839	1295	78	73	46	59	8	2-May	51	0	0	17-Jul
Plainsman	2401	1861	2131	108	73	86	79	8	2-May	50	5	1	16-Jul

Table 14. Results from the 2007 National Winter Canola Variety Trial at Rocky Ford, CO

Name	Yield (lbs/a)			Yield % of	Winter Survival (%)			Fall	50%	Plant	Lodg	Shatter	90%
	2007	2006	2-Yr.	test avg	2007	2006	2-Yr.	Stand	Bloom	Ht	ing		Maturity
								(1-10)	(d)	(in.)	(%)	(%)	(d)
ARC97018	NA	---	---	---	73	31	52	7	30-Apr	50	0	4	17-Jul
TCL06.M3	NA	---	---	---	73	---	---	8	1-May	46	3	1	17-Jul
Sitro	2768	---	---	124	70	---	---	7	27-Apr	47	0	1	12-Jul
DKW13-86	NA	3171	---	---	70	56	63	8	2-May	47	5	1	23-Jul
Rasmus	NA	1167	---	---	70	67	69	7	2-May	51	2	1	23-Jul
ARC97019	NA	2200	---	---	70	53	62	7	1-May	54	3	4	17-Jul
Rally	3184	1111	---	143	68	58	63	7	29-Apr	50	4	1	8-Jul
KS3077	NA	---	---	---	68	---	---	7	2-May	53	0	1	17-Jul
KS4022	NA	---	---	---	68	---	---	8	4-May	49	0	1	23-Jul
SW Gospel	NA	---	---	---	68	---	---	8	2-May	49	0	NA	Late
Kadore	NA	---	---	---	65	---	---	7	8-May	49	0	0	23-Jul
Viking	NA	---	---	---	65	---	---	7	6-May	52	0	NA	23-Jul
ARC98007	NA	1945	---	---	65	56	61	7	30-Apr	50	0	1	23-Jul
Sumner	NA	2141	---	---	60	71	66	7	4-May	49	0	2	15-Jul
Ovation	NA	---	---	---	55	---	---	7	3-May	48	0	0	Late
MH604001	NA	---	---	---	53	---	---	7	3-May	48	0	1	17-Jul
ARC2180-1	NA	---	---	---	48	25	36	6	2-May	49	5	2	17-Jul
Abilene	NA	1852	---	---	8	77	42	7	9-May	46	0	NA	23-Jul
Mean	2233	1750	---	---	75	---	---	7	---	49	1	3	---
LSD (0.10)	927	1036	---	---	---	---	---	---	---	---	---	---	---

Bold - Superior LSD Group - Unless two entries differ by more than the LSD, little confidence can be placed in one being superior to the other.

Kevin Larson, Plainsman Research Center,
Colorado State University

Planted: 9/16/2006

Harvested: 7/4 & 7/5/2007

Herbicides:

Insecticides:

Irrigation:

Fertility:

Soil Type: Richfield silty clay

Elevation: 3983 ft Latitude: 37°26N

Comments:

Walsh, Colorado

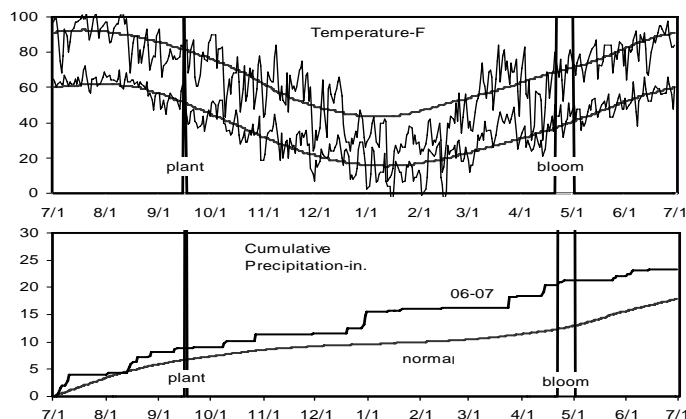


Table 15. Results from the 2007 National Winter Canola Variety Trial at Walsh, CO

Name	Yield (lbs/a)			Yield % of test avg			Winter Survival (%)			Fall Stand	50% Bloom	Plant Height	Test Weight	Total Oil
	2007	2006	2-Yr. Avg.	2007	2006	2-Yr. Avg.	2007	2006	2-Yr. Avg.	(0-10)	(d)	(in.)	(lbs/bu)	(%)
DSV06201	3026	---	---	143	---	---	---	---	---	7.2	118	54	---	40.0
Rally	2778	---	---	131	---	---	---	---	---	7.7	117	56	---	38.2
Sitro	2763	---	---	130	---	---	---	---	---	8.2	115	55	---	37.8
Flash	2696	---	---	127	---	---	---	---	---	8.0	118	55	---	38.7
X02W534C	2572	---	---	121	---	---	---	---	---	7.5	116	50	---	38.8
Kalif	2515	---	---	119	---	---	---	---	---	8.8	118	51	---	39.1
ARC97019	2461	---	---	116	---	---	---	---	---	7.7	116	55	---	38.1
X01W522C	2448	---	---	115	---	---	---	---	---	9.1	116	51	---	38.4
Hornet	2434	---	---	115	---	---	---	---	---	6.8	118	56	---	37.8
DSV06202	2421	---	---	114	---	---	---	---	---	5.7	116	52	---	38.8
X01W692C	2421	---	---	114	---	---	---	---	---	6.8	116	51	---	36.3
KS3077	2374	---	---	112	---	---	---	---	---	8.8	117	51	---	38.5
Kronos	2367	---	---	112	---	---	---	---	---	8.3	117	56	---	38.2
KS3074	2361	---	---	111	---	---	---	---	---	8.8	117	58	---	37.8
Kadore	2351	---	---	111	---	---	---	---	---	7.0	119	51	---	36.6
Hybristar	2320	---	---	109	---	---	---	---	---	8.0	114	48	---	38.2
TCI.06.M1	2320	---	---	109	---	---	---	---	---	8.3	117	55	---	40.3
KS3254	2300	---	---	108	---	---	---	---	---	8.9	119	59	---	37.4
Ovation	2286	---	---	108	---	---	---	---	---	8.3	119	55	---	39.9
TCI.06.M4	2286	---	---	108	---	---	---	---	---	8.8	112	47	---	38.8
Ceres	2246	---	---	106	---	---	---	---	---	9.2	119	57	---	38.5
TCI.06.M3	2219	---	---	105	---	---	---	---	---	8.5	113	49	---	38.6
TCI.06.M2	2212	---	---	104	---	---	---	---	---	8.5	117	52	---	41.3
DKW13-69	2209	---	---	104	---	---	---	---	---	7.2	118	55	---	38.7
Taurus	2206	---	---	104	---	---	---	---	---	8.7	116	54	---	39.3
NPZ0591RR	2199	---	---	104	---	---	---	---	---	7.7	118	54	---	37.5
SW Falstaff	2199	---	---	104	---	---	---	---	---	8.2	118	53	---	39.0
SLM0402	2152	---	---	102	---	---	---	---	---	7.2	115	54	---	38.8
DKW13-86	2139	---	---	101	---	---	---	---	---	8.2	118	55	---	37.3
Jetton	2132	---	---	101	---	---	---	---	---	8.2	116	53	---	39.7
NPZ0404	2132	---	---	101	---	---	---	---	---	7.8	116	48	---	39.4
KS7436	2112	---	---	100	---	---	---	---	---	8.0	118	58	---	38.6
NPZ0391RR	2078	---	---	98	---	---	---	---	---	9.0	118	55	---	39.3
Satori	2071	---	---	98	---	---	---	---	---	8.0	118	55	---	39.6
Baldur	2071	---	---	98	---	---	---	---	---	7.8	116	56	---	38.2
Trabant	2038	---	---	96	---	---	---	---	---	8.7	115	54	---	38.8
KS9135	2017	---	---	95	---	---	---	---	---	8.7	118	58	---	38.2
KS3018	1990	---	---	94	---	---	---	---	---	7.8	117	53	---	37.9
KS3132	1984	---	---	94	---	---	---	---	---	7.8	118	54	---	38.6
Rasmus	1957	---	---	92	---	---	---	---	---	7.0	115	49	---	38.3

Table 15. Results from the 2007 National Winter Canola Variety Trial at Walsh, CO

Name	Yield (lbs/a)			Yield % of	Winter Survival (%)			Fall	50%	Plant	Test	Total
	2007	2006	2-Yr. Avg.	test avg	2007	2006	2-Yr. Avg.	Stand	Bloom	Height	Weight	Oil
								(0-10)	(d)	(in.)	(lbs/bu)	(%)
Wichita	1916	---	---	90	---	---	---	7.8	117	49	---	37.4
KS4085	1910	---	---	90	---	---	---	8.7	117	60	---	37.4
KS3302	1836	---	---	87	---	---	---	8.0	115	52	---	37.8
Virginia	1816	---	---	86	---	---	---	5.8	116	50	---	38.4
ARC97018	1802	---	---	85	---	---	---	6.7	116	56	---	38.3
ARC2180-1	1795	---	---	85	---	---	---	7.5	116	55	---	37.6
MN 604001	1786	---	---	84	---	---	---	5.3	118	54	---	38.0
ARC98015	1756	---	---	83	---	---	---	8.0	119	58	---	37.8
SW Gospel	1715	---	---	81	---	---	---	7.7	118	49	---	37.9
KS4022	1685	---	---	79	---	---	---	5.2	119	52	---	38.1
Sumner	1641	---	---	77	---	---	---	7.8	115	48	---	38.8
Plainsman	1628	---	---	77	---	---	---	7.3	121	49	---	38.8
ARC98007	1587	---	---	75	---	---	---	6.5	119	57	---	39.2
KDW13-62	1567	---	---	74	---	---	---	8.0	121	59	---	38.8
Viking	1567	---	---	74	---	---	---	7.9	117	49	---	38.4
Abilene	1483	---	---	70	---	---	---	5.5	119	50	---	37.7
Baros	1483	---	---	70	---	---	---	6.8	117	48	---	38.0
Mean	2120	---	---	---	---	---	---	7.7	117	53	---	38.4
LSD (0.05)	541.5	---	---	---	---	---	---	2.0	NS	NS	---	NS

Bold - Superior LSD Group - Unless two entries differ by more than the LSD, little confidence can be placed in one being superior to the other.

Yellow Jacket, Colorado

Mark Stack, Southwestern Colorado Research Center,
Colorado State University
Planted: 9/14/2006 at 6.5 lbs/a in 8-in. rows
Harvested: 7/10/2007
Herbicides: Treflan 1.2 pt/a
Insecticides:
Irrigation:
Fertility: 54-0-0-61 N-P-K-S fertilizer in the fall
Previous Crop: Fallow
Soil Type: Clay loam
Elevation: 6948 ft Latitude: 37°32N
Comments: Hail damage on 7/5/2007.

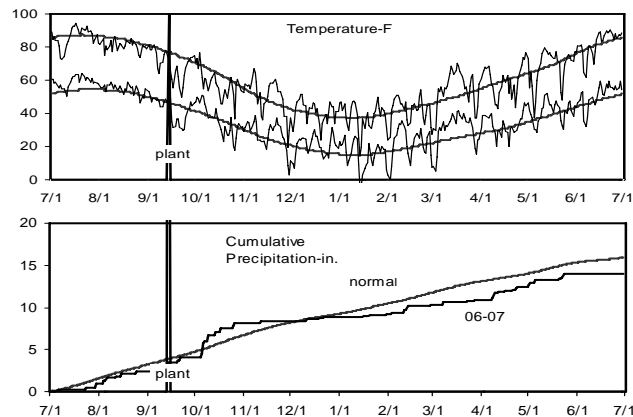


Table 16. Results from the 2007 National Winter Canola Variety Trial at Yellow Jacket, CO

Name	Yield (lbs/a)			Yield % of test avg			Winter Survival (%)			Fall Stand	Plant Height	Shat ter	Moist ure	Test Weight	Total Oil
	2007	2006	2-Yr. Avg.	2007	2006	2-Yr. Avg.	2007	2006	2-Yr. Avg.	(0-10)	(in.)	(%)	(%)	(lbs/bu)	(%)
Kadore	1236	---	---	190	85	---	---	---	---	6.3	52	2	7.7	50.3	31.9
NPZ0404	1069	---	---	164	87	---	---	---	---	8.2	55	9	9.8	51.0	34.1
Sitro	990	---	---	152	88	---	---	---	---	7.3	55	12	11.3	51.8	31.2
KS4085	969	---	---	149	80	---	---	---	---	8.5	56	27	10.2	50.8	33.6
KS3077	925	---	---	142	70	---	---	---	---	7.7	56	29	13.3	50.3	33.1
DSV06201	888	---	---	136	47	---	---	---	---	4.7	57	7	15.4	52.1	31.6
TCI.06.M3	880	---	---	135	67	---	---	---	---	7.5	49	18	16.6	51.7	30.8
Hybristar	877	---	---	135	85	---	---	---	---	7.2	57	18	11.3	50.5	30.7
Rally	876	---	---	135	81	---	---	---	---	8.0	53	3	12.8	49.7	32.4
Flash	843	---	---	130	78	---	---	---	---	8.0	57	2	8.8	52.2	30.5
Hornet	835	---	---	128	88	---	---	---	---	7.7	55	20	7.6	50.9	31.4
Wichita	820	---	---	126	65	---	---	---	---	7.7	56	19	10.1	50.5	30.1
Trabant	819	---	---	126	75	---	---	---	---	6.8	48	35	11.6	47.8	33.6
Satori	817	---	---	126	77	---	---	---	---	7.3	51	33	9.1	51.9	33.5
KS3132	791	---	---	122	86	---	---	---	---	7.8	56	34	9.8	51.2	31.8
KS3074	790	---	---	121	90	---	---	---	---	5.8	58	53	9.4	51.7	31.6
Jetton	768	---	---	118	87	---	---	---	---	7.7	57	26	8.7	50.8	30.0
X01W692C	768	---	---	118	93	---	---	---	---	9.0	52	79	10.8	51.5	31.4
SLM0402	762	---	---	117	68	---	---	---	---	7.5	51	47	12.0	49.8	31.2
X01W522C	761	---	---	117	87	---	---	---	---	9.0	52	57	11.3	50.8	30.4
Abilene	751	---	---	115	62	---	---	---	---	4.2	52	27	13.3	49.3	32.3
X02W534C	719	---	---	110	87	---	---	---	---	9.3	51	29	9.1	49.5	30.3
Sumner	714	---	---	110	67	---	---	---	---	6.8	52	33	12.5	50.0	32.6
DKW13-86	678	---	---	104	57	---	---	---	---	6.8	54	17	13.3	51.3	31.9
NPZ0391RR	674	---	---	104	55	---	---	---	---	5.2	58	15	7.4	52.3	31.0
ARC98007	665	---	---	102	70	---	---	---	---	5.8	58	63	6.9	53.3	30.6
TCI.06.M4	631	---	---	97	88	---	---	---	---	9.0	49	52	17.7	50.5	30.1
MOM604001	622	---	---	95	73	---	---	---	---	8.0	51	34	10.1	51.3	32.4
Baldur	612	---	---	94	87	---	---	---	---	8.0	58	55	8.5	53.0	31.0
TCI.06.M2	611	---	---	94	62	---	---	---	---	8.0	52	64	11.7	51.3	33.9
KS3254	604	---	---	93	87	---	---	---	---	6.8	57	50	11.0	50.2	32.0
KS7436	598	---	---	92	82	---	---	---	---	7.3	55	19	11.2	50.3	31.7
KS4022	594	---	---	91	91	---	---	---	---	6.8	53	67	10.7	51.0	32.1
ARC97019	590	---	---	91	48	---	---	---	---	4.5	54	29	9.1	50.8	30.6
KS3018	580	---	---	89	90	---	---	---	---	8.0	55	55	8.4	48.8	30.7
KS3302	578	---	---	89	48	---	---	---	---	3.3	54	52	10.3	50.3	31.4
ARC97018	571	---	---	88	48	---	---	---	---	5.0	54	19	11.4	50.6	30.8
Virginia	544	---	---	84	80	---	---	---	---	7.7	51	63	9.7	49.2	30.3
Ovation	532	---	---	82	82	---	---	---	---	7.5	53	2	7.2	49.8	33.4
ARC98015	526	---	---	81	63	---	---	---	---	6.7	54	50	12.5	50.8	30.9

Table 16. Results from the 2007 National Winter Canola Variety Trial at Yellow Jacket, CO

Name	Yield (lbs/a)			Yield % of test avg		Winter Survival (%)		Fall Stand	Plant Height	Shatter	Moisture	Test Weight	Total Oil
	2007	2006	2-Yr. Avg.	2007	2007	2006	2-Yr. Avg.	(0-10)	(in.)	(%)	(%)	(lbs/bu)	(%)
Ceres	516	---	---	79	76	---	---	7.5	51	29	11.1	49.9	31.7
Kronos	515	---	---	79	77	---	---	7.5	56	43	7.7	50.8	29.6
Taurus	509	---	---	78	88	---	---	8.5	57	52	9.0	53.9	31.0
DSV06202	506	---	---	78	55	---	---	6.8	50	47	14.0	48.3	32.5
Rasmus	487	---	---	75	75	---	---	5.8	51	17	11.1	48.9	31.5
SW Gospel	483	---	---	74	73	---	---	9.0	49	0	9.2	50.7	30.1
DKW13-62	481	---	---	74	80	---	---	8.5	52	18	16.7	48.4	31.0
Plainsman	474	---	---	73	48	---	---	5.2	54	2	18.0	48.7	33.1
NPZ0591RR	466	---	---	72	88	---	---	8.0	55	75	7.4	51.7	30.9
ARC2180-1	451	---	---	69	62	---	---	5.0	55	35	11.1	50.0	30.3
Kalif	414	---	---	64	40	---	---	7.3	47	28	11.4	49.1	32.3
KS9135	399	---	---	61	89	---	---	8.1	54	64	10.2	51.1	30.7
Viking	376	---	---	58	70	---	---	7.3	51	59	7.8	50.3	29.2
DKW13-69	376	---	---	58	87	---	---	7.7	55	63	11.9	49.6	32.7
Baros	371	---	---	57	83	---	---	6.0	53	37	6.9	52.1	30.4
TCI.06.M1	359	---	---	55	72	---	---	8.0	51	42	17.0	47.8	34.7
SW Falstaff	321	---	---	49	87	---	---	8.0	53	85	8.5	52.3	32.7
Mean	651	---	---	100	75	---	---	7.2	54	37	10.6	50.7	31.5
CV (%)	36	---	---	36	25	---	---	20.5	6	68	38.8	2.9	3.3
LSD (0.05)	428	---	---	66	32	---	---	2.4	6	45	NS	3.2	2.1

Bold - Superior LSD Group - Unless two entries differ by more than the LSD, little confidence can be placed in one being superior to the other.

Garden City, Kansas

John Holman, Southwest Research-Extension Center,
Kansas State University
Planted: 9/12/07 at 8 lbs/a in 6-in. rows
Harvested: 6/26/2007

Irrigation: Yes
Fertility: 140-0-0-14 lbs. N-P-K-S fertilizer
Previous Crop: Fallow
Soil Type: Ulysses-Richfield silt loam
Elevation: 2888 ft Latitude: 37°99N
Comments: Excellent moisture and snow cover during the winter resulted in high yields.

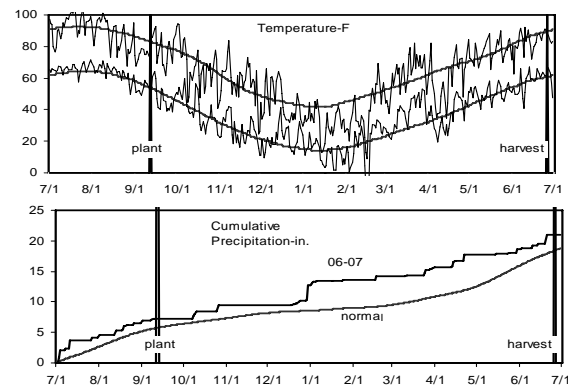


Table 17. Results from the 2007 National Winter Canola Variety Trial at Garden City, KS

Name	Yield (lbs/a)			Yield % of test avg		Winter Survival (%)		Fall Stand	Lodg ing	Shat ter	Moist ure	Test Weight	Total Oil
	2007	2006	2-Yr.	2007	2006	2007	2006	(0-10)	(%)	(%)	(%)	(lbs/bu)	(%)
Baldur	3651	---	---	130	91	---	---	8.6	0	5	10.5	52.2	37.1
Taurus	3533	---	---	126	85	---	---	8.5	0	8	10.5	48.8	38.2
TCI.06.M4	3418	---	---	122	88	---	---	8.5	2	7	11.4	50.8	36.8
X01W522C	3377	---	---	120	86	---	---	8.9	3	7	12.0	48.1	37.0
Viking	3285	---	---	117	86	---	---	8.6	0	5	10.4	50.5	36.4
Jetton	3265	---	---	116	93	---	---	8.7	3	5	10.7	51.3	35.9
ARC2180-1	3214	---	---	114	96	---	---	7.8	2	5	11.0	50.5	35.3
DSV06202	3191	---	---	114	86	---	---	8.7	10	7	11.3	49.5	38.0
ARC97019	3177	---	---	113	88	---	---	7.8	13	5	12.1	49.0	36.5
SLM0402	3166	---	---	113	93	---	---	8.9	0	5	10.4	50.7	38.2
NPZ0391RR	3162	---	---	112	76	---	---	8.8	2	5	11.5	51.9	36.3
KS3302	3155	---	---	112	100	---	---	8.2	7	7	10.2	51.1	37.5
NPZ0591RR	3140	---	---	112	91	---	---	8.9	5	5	11.0	52.1	36.2
X02W534C	3124	---	---	111	93	---	---	8.7	2	5	11.1	51.2	37.5
NPZ0404	3124	---	---	111	100	---	---	8.2	0	8	11.0	51.2	37.8
06UIWC.4	3093	---	---	110	100	---	---	8.4	0	7	11.9	46.7	---
MH 604001	3014	---	---	107	78	---	---	9.0	0	7	11.0	49.2	37.4
KS3018	3007	---	---	107	83	---	---	8.1	3	7	10.8	48.1	36.5
ARC97018	3000	---	---	107	89	---	---	8.3	5	7	11.5	48.2	36.9
Hybristar	2994	---	---	107	89	---	---	8.5	3	5	10.6	52.1	37.6
KS4085	2985	---	---	106	100	---	---	8.4	30	5	11.6	51.3	35.9
Ceres	2983	---	---	106	95	---	---	8.3	2	17	11.1	49.3	35.8
SW Falstaff	2960	---	---	105	100	---	---	8.7	8	5	11.0	49.3	37.5
Virginia	2954	---	---	105	100	---	---	8.4	0	5	10.8	45.8	36.4
Abilene	2947	---	---	105	94	---	---	8.4	5	8	10.3	52.1	35.9
Rasmus	2943	---	---	105	90	---	---	8.3	0	7	10.9	51.1	37.2
DKW13-62	2940	---	---	105	88	---	---	8.5	17	5	10.7	50.5	36.2
X01W692C	2913	---	---	104	85	---	---	9.0	0	5	11.8	50.9	38.9
Sumner	2912	---	---	104	100	---	---	8.1	5	8	9.7	44.5	36.0
KS3132	2893	---	---	103	90	---	---	8.5	25	8	10.8	49.9	36.6
Kronos	2887	---	---	103	93	---	---	8.7	22	5	12.9	47.4	36.0
Sitro	2885	---	---	103	100	---	---	8.3	0	5	11.3	50.4	37.2
TCI.06.M2	2880	---	---	102	82	---	---	8.8	20	5	9.8	49.7	39.7
Kalif	2877	---	---	102	68	---	---	8.9	2	7	10.4	50.8	37.4
KS9135	2852	---	---	101	100	---	---	8.7	27	7	12.4	51.3	35.2
KS7436	2836	---	---	101	93	---	---	8.1	52	5	12.3	48.6	36.8
Satori	2762	---	---	98	71	---	---	8.3	0	8	10.9	51.2	38.6
TCI.06.M1	2740	---	---	98	93	---	---	8.9	7	5	10.6	48.9	39.7
Wichita	2725	---	---	97	90	---	---	8.7	27	7	10.9	49.7	37.7
SW Gospel	2717	---	---	97	61	---	---	8.7	0	7	12.2	51.0	37.8

Table 17. Results from the 2007 National Winter Canola Variety Trial at Garden City, KS

Name	Yield (lbs/a)			Yield % of	Winter Survival (%)			Fall	Lodg	Shat	Moist	Test	Total
	2007	2006	2-Yr.	test avg	2007	2006	2-Yr.	Stand	ing	ter	ure	Weight	Oil
								(0-10)	(%)	(%)	(%)	(lbs/bu)	(%)
ARC98015	2698	---	---	96	96	---	---	8.0	10	5	13.2	48.8	36.1
DSV06201	2686	---	---	96	85	---	---	9.0	12	5	11.2	48.1	38.2
DKW13-69	2683	---	---	95	94	---	---	8.3	10	7	10.1	51.6	37.2
06UIWC.1	2680	---	---	95	100	---	---	8.4	7	5	10.8	50.9	---
Flash	2621	---	---	93	100	---	---	8.4	15	3	11.2	47.6	37.7
Trabant	2608	---	---	93	93	---	---	9.1	2	12	10.4	50.8	37.0
06UIWC.5	2596	---	---	92	96	---	---	8.3	25	5	12.4	49.7	---
DKW13-86	2584	---	---	92	84	---	---	8.2	17	5	10.7	48.1	37.4
TCI.06.M3	2547	---	---	91	100	---	---	8.2	0	5	12.9	48.6	36.6
ARC98007	2524	---	---	90	90	---	---	8.4	20	5	12.1	51.5	36.8
06UIWH.3	2503	---	---	89	93	---	---	8.1	15	5	11.8	50.7	---
KS3077	2492	---	---	89	93	---	---	8.4	38	5	10.6	49.3	36.0
06UIWC.2	2488	---	---	89	100	---	---	8.3	3	5	12.1	49.1	---
Rally	2482	---	---	88	94	---	---	9.0	7	5	11.8	49.2	---
Ovation	2480	---	---	88	76	---	---	8.8	5	5	11.8	50.9	39.4
KS4022	2466	---	---	88	96	---	---	8.5	47	5	11.6	48.7	37.2
Hornet	2446	---	---	87	87	---	---	8.7	47	5	11.6	49.6	37.7
Kadore	2432	---	---	87	82	---	---	8.7	17	8	12.1	50.3	35.8
Baros	2322	---	---	83	91	---	---	8.4	2	8	10.6	50.9	37.3
KS3254	2104	---	---	75	86	---	---	8.6	40	5	12.8	48.7	35.7
Plainsman	2065	---	---	73	91	---	---	8.7	72	5	11.0	47.3	35.4
06UIWH.5	2003	---	---	71	94	---	---	8.4	37	5	12.9	50.6	---
KS3074	1990	---	---	71	82	---	---	8.5	37	7	10.8	49.1	36.7
06UIWH.1	1774	---	---	63	100	---	---	8.0	60	5	14.3	48.2	---
Mean	2811	---	---	100	91	---	---	8.5	13	6	11.3	49.8	37.0
CV (%)	17	---	---	17	5	---	---	4.8	117	45	7.9	5.5	1.8
LSD (0.05)	851	---	---	30	16	---	---	0.7	26	5	1.5	NS	1.3

Bold - Superior LSD Group - Unless two entries differ by more than the LSD, little confidence can be placed in one being superior to the other.

Hesston, Kansas

Mark Claassen, Harvey County Experiment Field, Kansas State University

Planted: 9/16/06 at 5 lbs/a in 9-in. rows

Harvested: 6/22/207

Herbides: Treflan 1.5 pt/a

Insecticides:

Fertility: 100-30-0 lbs. N-P-K fertilizer in fall

Previous Crop: Fallow

Soil Type: Ladysmith silty clay loam

Elevation: 1499 ft Latitude: 38°08N

Comments: Freeze damage in early April resulted in significant yield reduction.

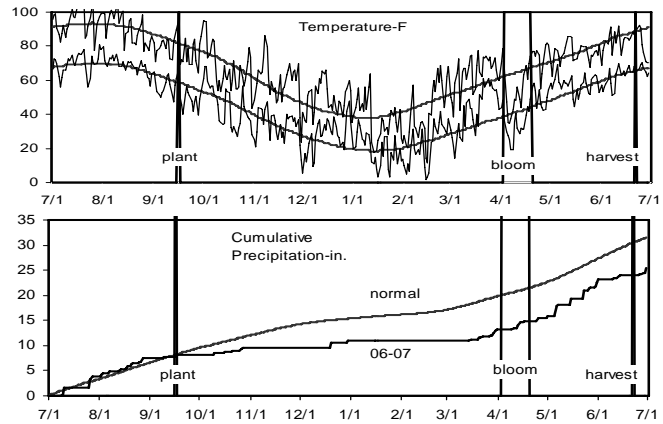


Table 18. Results from the 2007 National Winter Canola Variety Trial at Hesston, KS

	Yield (lbs/a)			Yield % of test avg		Winter Survival (%)		Fall	Vig	50%	Plant	Lodg	Moist	Test	Total
Name	2007	2006	2-Yr.	2007	2006	2007	2006	Stand	or*	Bloom	Ht	ing	ure	Wt	Oil
								(0-10)	(1-5)	(d)	(in.)	(%)	(%)	(lbs/bu)	(%)
KS3254	1617	---	---	230	100	---	---	8.0	4.0	108	42	0	11.3	51.1	38.1
Kadore	1600	---	---	228	99	---	---	8.0	3.3	109	34	0	8.9	52.4	38.9
KS3132	1421	---	---	202	99	---	---	7.3	3.0	108	40	1	9.4	52.0	37.7
KS3074	1346	---	---	191	98	---	---	7.0	2.7	108	40	0	10.1	52.2	37.3
Ceres	1299	---	---	185	100	---	---	8.3	5.0	107	35	1	10.1	52.5	38.1
KS9135	1260	---	---	179	99	---	---	7.7	4.0	103	39	1	9.9	51.8	36.3
SW Falstaff	1226	---	---	174	99	---	---	7.7	3.7	107	37	1	8.5	51.0	40.0
Plainsman	1205	---	---	171	99	---	---	4.7	2.7	110	38	0	11.4	50.8	36.3
KS3077	1156	---	---	164	100	---	---	7.0	2.7	104	38	2	8.9	52.4	37.4
NPZ0391RR	1121	---	---	159	96	---	---	7.7	3.7	107	39	1	9.2	51.8	37.9
Wichita	1010	---	---	144	100	---	---	7.0	3.3	107	36	1	8.7	52.3	36.7
KS4022	961	---	---	137	100	---	---	6.7	3.0	95	34	2	13.0	49.7	38.0
KS3018	943	---	---	134	99	---	---	8.0	3.7	93	38	0	9.1	51.3	37.9
MH 604001	935	---	---	133	87	---	---	6.0	3.3	106	33	1	10.1	51.3	37.8
KS4085	908	---	---	129	100	---	---	7.0	3.0	98	37	1	11.2	50.8	37.7
DKW13-69	898	---	---	128	92	---	---	6.3	3.0	109	37	1	10.5	51.8	36.0
ARC97018	886	---	---	126	96	---	---	4.3	2.3	102	33	3	12.6	50.1	36.6
ARC2180-1	867	---	---	123	89	---	---	2.7	2.0	107	35	5	13.8	49.6	36.5
Jetton	866	---	---	123	99	---	---	7.7	3.7	99	33	0	10.9	50.5	38.6
ARC98015	857	---	---	122	94	---	---	5.3	3.0	108	38	10	12.5	51.0	37.6
Virginia	815	---	---	116	97	---	---	6.3	2.7	106	32	2	12.0	50.4	38.1
KS3302	813	---	---	116	99	---	---	7.0	2.7	94	35	6	10.3	52.0	37.8
Sumner	809	---	---	115	98	---	---	6.3	3.3	98	34	1	10.2	52.3	37.1
KS7436	789	---	---	112	99	---	---	7.7	4.3	95	32	3	11.8	51.5	38.4
ARC97019	769	---	---	109	97	---	---	5.7	3.3	107	34	22	11.7	51.3	36.3
ARC98007	738	---	---	105	96	---	---	4.3	3.0	107	35	17	10.7	50.7	38.1
Rasmus	716	---	---	102	97	---	---	7.0	3.7	96	29	5	10.3	50.5	37.1
Abilene	711	---	---	101	99	---	---	4.3	2.3	103	33	5	9.6	52.3	35.3
Satori	706	---	---	100	93	---	---	7.0	3.3	107	30	7	9.1	51.4	38.4
TCI.06.M1	681	---	---	97	95	---	---	7.0	3.7	103	31	12	10.5	51.2	39.2
NPZ0404	627	---	---	89	99	---	---	7.0	4.0	96	30	5	9.5	51.9	39.2
X01W692C	584	---	---	83	96	---	---	7.7	4.3	95	29	3	9.9	51.2	37.9
SLM0402	577	---	---	82	99	---	---	6.7	4.7	93	29	14	10.1	51.4	37.7
DKW13-62	567	---	---	81	93	---	---	7.7	4.0	109	34	33	8.9	52.2	37.9
SW Gospel	557	---	---	79	94	---	---	7.3	3.7	103	29	26	12.0	50.5	37.0
Rally	502	---	---	71	96	---	---	8.0	4.3	106	29	37	8.8	51.6	37.6
Hornet	488	---	---	69	100	---	---	6.7	4.3	96	28	10	11.3	52.1	36.3
Kronos	459	---	---	65	98	---	---	6.0	4.3	103	33	28	9.8	52.4	37.0
Kalif	443	---	---	63	81	---	---	8.0	4.0	107	27	29	8.7	51.2	39.8

Table 18. Results from the 2007 National Winter Canola Variety Trial at Hesston, KS

Name	Yield (lbs/a)			Yield % of	Winter Survival (%)			Fall	Vig	50%	Plant	Lodg	Moist	Test Wt	Total
	2007	2006	2-Yr.	test avg	2007	2006	2-Yr.	Stand	or*	Bloom	Ht	ing	ure	(lbs/bu)	Oil
								(0-10)	(1-5)	(d)	(in.)	(%)	(%)		(%)
Hybristar	405	---	---	58	92	---	---	7.0	4.3	103	28	45	9.8	51.3	36.5
Sitro	404	---	---	57	99	---	---	7.7	4.7	94	27	44	9.2	52.4	35.7
Viking	391	---	---	56	90	---	---	7.3	4.3	103	27	62	9.8	52.7	36.2
TCI.06.M4	386	---	---	55	99	---	---	6.7	2.7	93	29	19	10.1	52.5	36.1
DSV06202	378	---	---	54	99	---	---	6.7	4.3	93	25	28	10.8	52.2	36.4
Taurus	357	---	---	51	100	---	---	7.3	4.3	94	27	23	13.3	49.1	37.3
X01W522C	345	---	---	49	95	---	---	9.0	5.0	95	30	33	11.4	51.2	36.3
NPZ0591RR	334	---	---	48	97	---	---	8.3	3.7	103	30	48	9.4	51.1	36.6
Baldur	321	---	---	46	99	---	---	7.0	4.0	94	30	50	10.0	51.3	36.8
DKW13-86	260	---	---	37	91	---	---	8.7	4.0	103	27	55	10.7	51.3	37.2
TCI.06.M3	251	---	---	36	92	---	---	6.7	3.3	92	27	68	11.2	52.0	35.7
Baros	249	---	---	35	99	---	---	6.3	2.3	94	26	44	14.4	50.6	35.6
Trabant	244	---	---	35	99	---	---	8.7	4.3	95	25	17	11.6	49.6	37.2
DSV06201	241	---	---	34	92	---	---	7.7	4.0	106	31	47	9.6	51.6	37.1
TCI.06.M2	215	---	---	31	95	---	---	8.0	3.7	96	28	41	8.8	50.2	39.5
Flash	215	---	---	31	95	---	---	7.7	4.7	106	27	72	10.1	51.3	37.1
Ovation	208	---	---	30	90	---	---	7.3	4.0	108	29	62	9.3	48.6	38.1
X02W534C	149	---	---	21	88	---	---	8.3	4.0	93	27	73	11.9	48.1	36.4
Mean	703	---	---	100	96	---	---	6.9	3.6	101	32	20	10.5	51.3	37.3
CV (%)	34	---	---	34	4	---	---	11.1	17	3	7	113	9.8	2.5	1.9
LSD (0.05)	383	---	---	54	6	---	---	1.3	1.0	5	4	36	1.9	2.3	1.4

Bold - Superior LSD Group - Unless two entries differ by more than the LSD, little confidence can be placed in one being superior to the other. *Vigor scores rated as 1=poor to 5=excellent.

Hutchinson, Kansas

William Heer, South Central Experimental Field, Kansas State University

Victor Martin, Alternatives Crops Agronomist, Kansas State University

Planted: 9/18/06 at 5 lbs/a in 9-in. rows

Harvested: 6/25/2007

Herbicides: Treflan 2 pt/a

Insecticides: Warrior on 3/19/07 for army cutworm

Irrigation: None

Fertility: 25-40-0 lbs. N-P-K fertilizer in the fall

75-0-0 lbs. N-P-K fertilizer in the spring

Soil Type: Ost silt loam

Elevation: 1570 ft Latitude:

Comments: Plots were moderately to severely affected by freeze on 4/7; recovery was good.

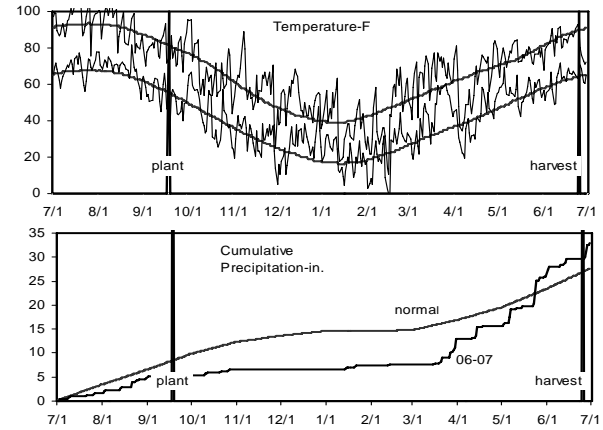


Table 19. Results from the 2007 National Winter Canola Variety Trial at Hutchinson, KS

Name	Yield (lbs/a)			Yield % of avg		Winter Survival (%)		Fall	Vig	Leaf	Stem	Plant	Lodg	Test Wt	Total
	2007	2006	2-Yr.	2007	2006	2007	2006	Stand	or ^a	Burn ^b	Break ^c	Ht	ing	(lbs/bu)	Oil
								(0-10)	(1-5)	(1-5)	(%)	(in)	(%)		(%)
Kadore	2432	---	---	171	99	---	---	5.3	2.7	1.0	5.0	40	0	51.2	38.5
KS3254	2201	1425	1813	155	100	100	100	6.7	3.3	1.7	15.0	47	0	47.5	38.7
KS3077	2040	---	---	144	99	---	---	5.0	2.7	2.3	11.7	44	0	51.4	38.4
Ceres	2014	1009	1512	142	98	100	99	7.7	4.3	1.7	6.7	41	0	50.4	38.1
KS3074	1866	1341	1603	131	100	100	100	6.0	3.0	3.7	20.0	44	2	51.7	38.9
Jetton	1797	1155	1476	127	95	100	98	4.3	3.7	3.7	15.0	38	2	50.2	38.6
KS9135	1797	1300	1548	127	100	100	100	6.3	4.3	1.7	8.3	47	5	45.1	38.7
SW Falstaff	1786	---	---	126	100	---	---	5.7	2.7	3.0	11.7	43	0	49.7	40.7
Wichita	1723	1352	1538	121	100	100	100	6.3	3.0	2.3	15.0	43	0	51.5	38.5
KS4022	1703	---	---	120	100	---	---	6.7	2.7	3.0	11.7	43	2	48.7	38.9
Plainsman	1674	1051	1363	118	100	100	100	3.7	3.0	3.0	10.0	47	0	49.1	37.4
ARC97019	1630	1673	1652	115	100	100	100	3.7	2.7	3.0	23.3	46	2	50.6	36.7
NPZ0404	1599	---	---	113	100	---	---	5.7	3.7	3.7	33.3	39	0	50.3	40.1
KS7436	1578	1295	1437	111	100	100	100	6.7	4.7	3.0	18.3	43	5	51.5	38.3
Kronos	1576	1394	1485	111	99	100	99	5.0	4.3	3.0	26.7	42	5	51.7	37.2
KS3018	1568	1333	1451	111	100	100	100	6.7	3.7	3.0	25.0	45	0	51.0	37.9
KS3132	1547	---	---	109	100	---	---	5.7	3.3	3.0	6.7	45	0	50.2	38.3
ARC97018	1530	1311	1420	108	100	99	100	3.3	3.0	3.0	40.0	45	2	47.2	37.7
KS3302	1527	---	---	108	100	---	---	6.0	3.0	1.7	18.3	40	2	51.0	38.6
ARC2180-1	1509	1284	1396	106	100	99	100	2.7	3.0	3.0	21.7	44	0	46.1	37.2
DKW13-69	1488	---	---	105	100	---	---	7.0	3.0	3.0	15.0	43	3	50.1	38.1
Virginia	1482	1516	1499	104	95	100	98	2.7	3.0	3.0	3.3	40	0	43.5	37.3
X01W692C	1469	---	---	104	99	---	---	5.7	4.0	3.0	25.0	37	7	50.0	39.1
TCI.06.M1	1441	---	---	102	99	---	---	5.3	3.7	3.0	8.3	41	3	46.7	41.5
Rally	1435	973	1204	101	100	99	100	7.3	4.0	3.0	25.0	41	8	48.6	37.8
Flash	1434	1261	1348	101	99	100	100	6.0	5.0	3.7	43.3	44	4	51.1	38.2
NPZ0391RR	1426	---	---	100	98	---	---	4.7	3.0	2.3	10.0	47	7	49.0	37.6
Baldur	1423	1418	1421	100	100	99	100	5.0	4.7	4.3	76.7	41	2	51.0	37.9
KS4085	1423	---	---	100	100	---	---	7.3	4.0	2.3	21.7	42	5	50.9	37.7
Ovation	1420	---	---	100	93	---	---	6.7	3.3	3.0	0.0	42	3	51.5	39.6
Abilene	1411	1247	1329	99	100	100	100	4.3	2.3	3.0	6.7	39	0	47.6	36.9
DKW13-62	1399	1043	1221	99	93	95	94	7.7	3.7	3.0	0.0	43	0	49.3	39.0
Taurus	1379	---	---	97	100	---	---	6.3	3.7	3.7	46.7	41	1	49.9	39.5
Kalif	1373	---	---	97	94	---	---	7.0	3.3	3.7	3.3	34	0	49.4	39.2
ARC98007	1344	1276	1310	95	100	99	100	3.0	3.0	3.0	13.3	45	5	49.4	38.7
ARC98015	1338	1582	1460	94	100	100	100	3.7	3.0	3.0	18.3	43	4	47.4	38.0
SLM0402	1337	---	---	94	100	---	---	5.7	4.0	4.3	40.0	37	7	49.0	38.3
Sumner	1333	896	1114	94	100	100	100	4.7	2.7	3.0	13.3	41	0	51.8	38.2
Hornet	1315	1426	1370	93	100	97	99	5.7	4.0	3.7	60.0	41	17	46.5	38.0

Table 19. Results from the 2007 National Winter Canola Variety Trial at Hutchinson, KS

	Yield (lbs/a)			Yield % of avg	Winter Survival (%)			Fall Stand	Vig or ^a	Leaf Burn ^b	Stem Break ^c	Plant Ht	Lodg ing	Test Wt	Total Oil
Name	2007	2006	2-Yr.	2007	2007	2006	2-Yr.	%	(1-5)	(1-5)	(%)	(in)	(%)	(lb/bu)	(%)
MH 604001	1288	---	---	91	100	---	---	5.0	3.3	3.7	25.0	41	5	50.5	38.3
X02W534C	1286	---	---	91	97	---	---	6.0	3.7	3.7	51.7	35	3	50.2	38.2
X01W522C	1278	---	---	90	98	---	---	7.0	4.3	3.7	36.7	37	4	49.1	38.0
Viking	1277	---	---	90	98	---	---	4.0	2.7	3.0	6.7	35	0	48.9	38.3
Sitro	1246	---	---	88	99	---	---	5.7	4.7	5.0	48.3	40	5	52.1	37.2
DSV06202	1245	---	---	88	100	---	---	5.0	3.7	4.3	31.7	36	0	51.6	37.9
SW Gospel	1216	---	---	86	94	---	---	7.0	4.0	3.0	15.0	40	5	50.8	37.6
Rasmus	1166	947	1057	82	100	100	100	4.7	3.0	5.0	45.0	38	4	47.7	37.2
DSV06201	1166	---	---	82	99	---	---	5.7	3.7	3.7	40.0	43	4	50.7	38.0
Satori	1156	---	---	81	97	---	---	6.3	3.3	3.0	18.3	37	2	50.8	39.9
TCI.06.M4	1148	---	---	81	100	---	---	6.7	4.0	4.3	85.0	34	12	52.5	37.6
Trabant	1147	---	---	81	100	---	---	6.7	4.0	3.0	36.7	37	5	50.6	37.3
DKW13-86	1143	1079	1111	81	99	96	97	7.7	3.3	4.3	18.3	37	15	48.7	38.5
NPZ0591RR	1107	---	---	78	99	---	---	6.3	3.3	3.7	26.7	41	5	51.0	37.6
Baros	987	---	---	70	100	---	---	5.3	2.7	3.0	53.3	34	27	50.5	38.4
Hybristar	951	---	---	67	94	---	---	6.3	4.7	3.7	58.3	37	22	51.7	36.7
TCI.06.M2	623	---	---	44	96	---	---	6.7	3.7	3.7	65.0	40	23	51.3	39.6
TCI.06.M3	598	---	---	42	95	---	---	4.3	3.0	4.3	60.0	34	20	47.7	36.5
Mean	1441	1247	1344	102	99	99	99	5.6	3.5	3.2	26.2	41	5	49.7	38.3
CV (%)	16	18	---	16	3	2	---	23.3	19.8	25.1	64.4	5	195	5.4	1.4
LSD (0.05)	427	360	---	30	5	3	---	2.1	1.1	1.3	27.3	3	NS	NS	1.1

Bold - Superior LSD Group - Unless two entries differ by more than the LSD, little confidence can be placed in one being superior to the other. ^aVigor scores rated as 1=poor to 5=excellent. ^bLeaf burn rated as 1=severe to 5=no damage. ^cStem Break rated as percent of main stems broken over.

Parsons, Kansas

James Long & Kelly Kusel, Southeast Agricultural Research Center,
Kansas State University
Planted: 9/26/06 at 5 lbs/a in 7-in. rows
Harvested: 6/22/2007
Herbicides: Treflan 1.5 pt/a
Previous Crop: Soybean
Fertility: 90-20-100 lbs. N-P-K fertilizer
Soil Type: Parson silt loam
Elevation: 900 ft Latitude: 37°21N
Comments: Freeze damage resulted in significant reductions in yield potential. Bloom data are questionable.

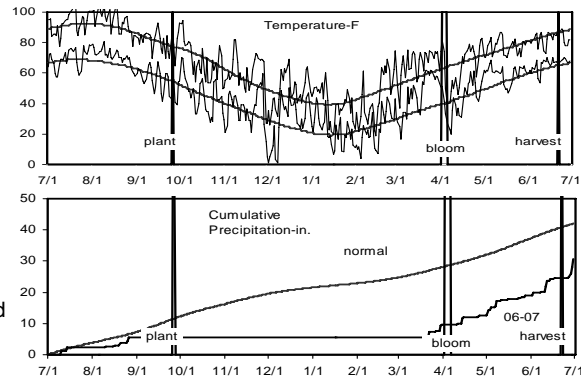


Table 20. Results from the 2007 National Winter Canola Variety Trial at Parsons, KS

Name	Yield (lbs/a)			Yield % of test avg		Winter Survival (%)		Fall Stand	50% Bloom	Plant Height	Test Weight	Total Oil
	2007	2006	2-Yr. Avg.	2007	2006	2007	2006	(%)	(d)	(in.)	(lbs/bu)	(%)
KS3254	959	---	---	191	92	---	---	92	93	54	---	38.7
KS3132	828	---	---	165	97	---	---	90	93	50	---	38.2
X02W534C	808	---	---	161	88	---	---	93	92	43	---	36.7
KS9135	731	---	---	146	97	---	---	92	95	51	---	37.9
ARC97018	723	---	---	144	95	---	---	75	94	55	---	36.7
NPZ0404	712	---	---	142	93	---	---	93	94	46	---	39.1
KS3302	630	---	---	126	92	---	---	88	94	45	---	37.8
X01W522C	621	---	---	124	93	---	---	87	92	50	---	37.1
SLM0402	621	---	---	124	90	---	---	80	94	46	---	37.7
KS3018	618	---	---	123	93	---	---	93	93	53	---	36.5
ARC97019	613	---	---	122	92	---	---	85	95	52	---	36.9
Trabant	595	---	---	119	97	---	---	92	93	46	---	36.8
ARC98015	592	---	---	118	92	---	---	83	92	54	---	37.1
Sumner	576	---	---	115	97	---	---	92	92	44	---	38.0
DKW13-86	540	---	---	108	90	---	---	90	93	52	---	36.3
Taurus	519	---	---	104	92	---	---	95	92	48	---	37.7
ARC2180-1	496	---	---	99	82	---	---	60	93	44	---	37.6
KS4022	484	---	---	97	95	---	---	92	94	46	---	37.2
Virginia	474	---	---	95	88	---	---	83	92	39	---	37.9
Kronos	470	---	---	94	75	---	---	77	95	52	---	38.3
DKW13-62	456	---	---	91	85	---	---	93	94	42	---	38.4
KS3074	456	---	---	91	97	---	---	97	94	48	---	38.5
Wichita	436	---	---	87	93	---	---	93	92	46	---	38.3
SW Gospel	423	---	---	84	72	---	---	87	93	52	---	38.8
Plainsman	412	---	---	82	85	---	---	75	92	46	---	36.6
Abilene	398	---	---	79	93	---	---	78	95	47	---	37.0
KS4085	335	---	---	67	93	---	---	95	94	45	---	37.5
ARC98007	323	---	---	64	90	---	---	82	93	51	---	38.6
X01W692C	312	---	---	62	85	---	---	87	92	49	---	38.1
NPZ0591RR	299	---	---	60	93	---	---	95	95	43	---	35.4
DKW13-69	288	---	---	58	90	---	---	87	94	47	---	37.5
KS3077	277	---	---	55	93	---	---	87	94	44	---	38.4
KS7436	277	---	---	55	90	---	---	93	95	47	---	38.4
NPZ0391RR	254	---	---	51	90	---	---	95	93	50	---	37.8
SW Falstaff	245	---	---	49	93	---	---	88	94	43	---	39.4
Baldur	243	---	---	48	82	---	---	83	92	45	---	37.1
Mean	501	---	---	100	90	---	---	87	93	47	---	37.6
CV (%)	62	---	---	62	10	---	---	8	1	9	---	2.1
LSD (0.05)	NS	---	---	NS	NS	---	---	12	NS	NS	---	1.6

Bold - Superior LSD Group - Unless two entries differ by more than the LSD, little confidence can be placed in one being superior to the other.

Columbia, Missouri

Howard Mason & William Wiebold, Variety Testing,
University of Missouri

Planted: 9/15/2006

Harvested: 6/20/2007

Herbicides: Treflan

Insecticides:

Irrigation:

Fertility: 65-0-0 lbs. N-P-K fertilizer

Previous Crop: Wheat

Soil Type:

Elevation: 870 ft Latitude 38°32N

Comments: Early April freeze resulted in poor yields. Harvest delayed because of second flush of pods.

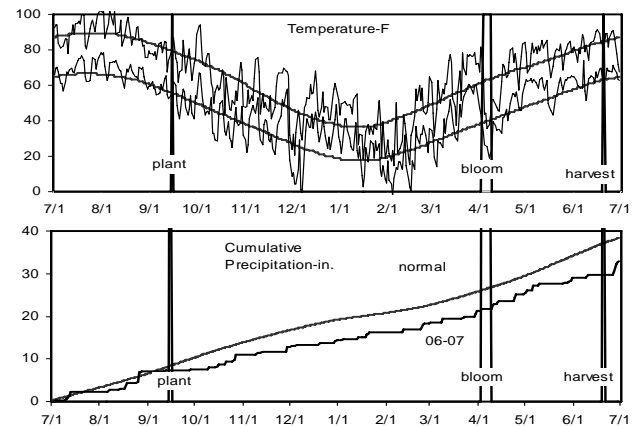


Table 21. Results from the 2007 National Winter Canola Variety Trial at Columbia, MO

Name	Yield (lbs/a)			Yield % of test avg		Winter Survival (%)		Fall Stand	50% Bloom	Freeze Injury*	Plant Height	Lodging	Total Oil
	2007	2006	2-Yr. Avg.	2007	2006	2007	2006	(%)	(d)	(%)	(in.)	(%)	(%)
Kadore	882	---	---	562	75	---	---	75	98	70	31	8	40.3
KS3254	362	94	228	231	80	33	57	78	96	57	33	23	39.1
KS3074	354	334	344	226	87	47	67	75	96	57	34	30	39.3
KS4022	340	---	---	217	82	---	---	77	95	60	32	22	39.6
ARC2180-1	319	150	235	203	80	38	59	70	95	37	36	30	38.0
KS9135	302	285	293	192	87	63	75	83	96	50	35	45	38.5
KS4160	294	---	---	187	77	---	---	75	96	55	33	23	39.3
Plainsman	279	100	190	178	87	58	72	62	96	43	31	20	38.6
ARC97018	254	157	205	162	82	30	56	73	94	30	31	28	39.5
KS7436	252	263	258	161	87	28	57	80	94	47	31	40	39.0
ARC97019	239	427	333	153	72	47	59	67	94	18	31	42	38.3
KS3357	238	---	---	152	75	---	---	75	94	58	37	28	38.8
Abilene	231	486	359	147	88	55	72	62	95	45	30	40	36.1
KS3077	199	---	---	127	67	---	---	75	96	37	30	40	39.0
Kronos	193	285	239	123	90	35	63	80	95	20	31	40	38.1
KS3132	179	---	---	114	80	---	---	85	96	60	34	25	37.5
KS4114	171	---	---	109	87	---	---	80	95	53	32	35	38.5
Hornet	166	108	137	106	85	37	61	77	94	17	30	43	37.4
DKW13-62	163	---	---	104	67	---	---	75	97	23	30	42	36.5
SLM0402	161	---	---	103	87	---	---	78	94	27	30	28	40.1
NPZ0391RR	160	---	---	102	88	---	---	80	97	18	28	38	37.5
ARC98007	160	256	208	102	82	43	62	72	96	17	30	38	38.7
KS3018	150	311	230	96	83	63	73	77	93	37	29	42	37.9
KS4085	142	---	---	91	87	---	---	82	95	43	33	33	39.1
KS3302	136	---	---	86	73	---	---	67	94	47	30	38	37.4
X01W692C	136	---	---	86	82	---	---	77	93	10	27	40	38.0
Rasmus	132	154	143	84	78	40	59	73	93	27	32	33	38.4
Taurus	124	---	---	79	90	---	---	75	94	18	26	33	38.9
Virginia	118	225	172	75	75	52	64	75	94	30	27	22	40.3
Trabant	115	---	---	73	78	---	---	77	95	3	29	38	38.7
DSV06201	113	---	---	72	73	---	---	78	97	12	30	45	38.3
Jetton	107	257	182	68	83	38	61	78	95	32	30	37	39.7
Wichita	105	314	210	67	87	53	70	75	94	37	31	40	39.5
DSV06202	101	---	---	64	85	---	---	90	94	8	27	33	37.0
MH604001	101	---	---	64	78	---	---	85	95	5	28	48	37.9
DKW13-69	99	---	---	63	78	---	---	82	98	27	33	35	37.9
NPZ0404	99	---	---	63	82	---	---	83	95	23	31	25	---
X02W534C	99	---	---	63	82	---	---	78	94	8	29	38	38.3
ARC98015	97	257	177	62	78	73	76	77	96	10	32	38	34.7

Table 21. Results from the 2007 National Winter Canola Variety Trial at Columbia, MO

Name	Yield (lbs/a)			Yield % of test avg		Winter Survival (%)		Fall Stand	50% Bloom	Freeze Injury*	Plant Height	Lodging	Total Oil
	2007	2006	2-Yr. Avg.	2007	2006	2007	2006	(%)	(d)	(%)	(in.)	(%)	(%)
Ceres	96	32	64	61	82	42	62	87	97	22	30	38	39.1
SW Falstaff	85	---	---	54	83	---	---	78	97	13	27	50	37.2
Kalif	78	---	---	50	62	---	---	75	96	12	24	43	40.5
Flash	77	67	72	49	83	45	64	82	95	7	29	37	37.5
NPZ0591RR	65	---	---	42	83	---	---	77	96	10	30	47	38.7
Rally	64	147	105	41	63	47	55	82	97	5	30	55	39.3
SW Gospel	62	---	---	40	63	---	---	83	96	8	25	32	37.6
Hybristar	62	---	---	40	62	---	---	78	96	0	23	53	37.1
Baldur	61	277	169	39	73	63	68	82	94	18	31	33	37.9
Viking	61	---	---	39	68	---	---	80	96	8	28	43	38.1
DKW13-86	56	---	---	36	70	---	---	75	95	7	27	48	37.8
Baros	56	---	---	36	85	---	---	77	93	2	26	42	38.9
Satori	54	---	---	35	82	---	---	82	95	7	26	48	38.3
Sitro	53	---	---	34	83	---	---	83	94	5	26	37	38.2
Ovation	48	---	---	31	60	---	---	83	97	7	30	43	37.0
Sumner	38	299	169	24	80	55	68	87	94	27	29	40	36.4
TCI.06.M2	29	---	---	18	77	---	---	83	94	8	25	47	---
X01W522C	26	---	---	16	72	---	---	77	95	2	27	47	39.3
Mean	157	235	---	100	79	49	---	78	95	25	30	37	38.3
CV (%)	78	76	---	78	12	46	---	10	0.3	51	11	34	3.6
LSD (0.05)	198	NS	---	---	16	NS	---	12	2	21	5	20	NS

Bold - Superior LSD Group - Unless two entries differ by more than the LSD, little confidence can be placed in one being superior to the other.

*Freeze Injury rated as the percent of plants that survived the freeze.

Lincoln, Nebraska

Lenis Nelson, University of Nebraska-Lincoln

Planted: 9/8/06 at 5 lbs/a

Harvested: 6/29/2007

Herbicides: Treflan

Insecticides:

Irrigation:

Fertility: 70-50-0 lbs. N-P-K fertilizer in the fall

Previous Crop: Oats

Soil Type: Sharpsburg silty clay loam

Elevation: 1217 ft Latitude 40°51N

Comments: Significant differential winterkill occurred.

Yield data had too many missing plots.

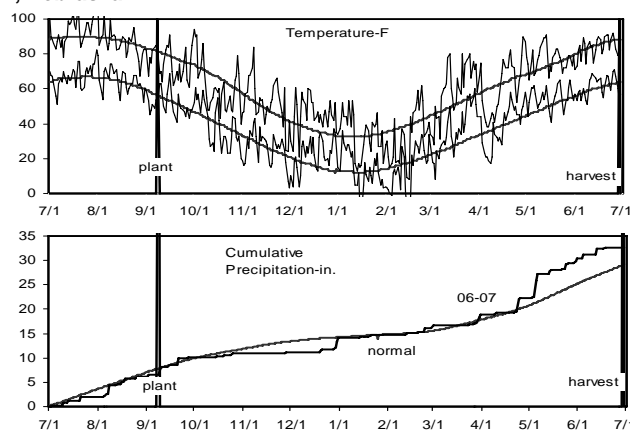


Table 22. Results from the 2007 National Winter Canola Variety Trial at Lincoln, NE

Name	Yield (lbs/a)			Yield % of test avg		Winter Survival (%)			Fall Stand	50% Bloom	Plant Height	Shatter	Total Oil
	2007	2006	2-Yr. Avg.	2007	2006	2007	2006	2-Yr. Avg.	(%)	(d)	(in.)	(%)	(%)
KS3074	---	2461	---	---	100	---	---	---	---	---	32	3.7	38.4
KS3132	---	---	---	---	100	---	---	---	---	---	31	5.7	39.7
KS3254	---	2997	---	---	100	---	---	---	---	---	32	1.0	39.8
KS4022	---	---	---	---	100	---	---	---	---	---	32	4.3	39.1
KS9135	---	2442	---	---	100	---	---	---	---	---	35	1.7	38.2
Plainsman	---	2271	---	---	100	---	---	---	---	---	35	0.7	38.3
Kadore	---	---	---	---	100	---	---	---	---	---	26	1.3	39.9
SW Falstaff	---	---	---	---	100	---	---	---	---	---	27	0.7	39.9
KS3357	---	---	---	---	100	---	---	---	---	---	35	4.0	38.7
KS4114	---	---	---	---	100	---	---	---	---	---	32	2.7	38.7
KS4160	---	---	---	---	100	---	---	---	---	---	32	2.3	40.2
KS3018	---	2543	---	---	97	---	---	---	---	---	31	4.0	37.5
KS3077	---	---	---	---	97	---	---	---	---	---	33	1.0	38.8
KS3302	---	---	---	---	97	---	---	---	---	---	31	3.7	37.5
NPZ0404	---	---	---	---	97	---	---	---	---	---	29	2.3	40.5
Wichita	---	2345	---	---	93	---	---	---	---	---	31	4.0	37.4
ARC97019	---	2142	---	---	93	---	---	---	---	---	34	3.7	36.7
KS4085	---	---	---	---	90	---	---	---	---	---	33	2.0	38.8
Abilene	---	2798	---	---	87	---	---	---	---	---	32	3.7	37.5
KS7436	---	2558	---	---	87	---	---	---	---	---	32	1.3	39.3
ARC97018	---	1745	---	---	87	---	---	---	---	---	34	1.0	37.9
ARC98007	---	2446	---	---	87	---	---	---	---	---	34	1.7	38.1
Ceres	---	2022	---	---	83	---	---	---	---	---	28	2.7	37.3
Jetton	---	2553	---	---	82	---	---	---	---	---	29	0.3	37.6
Sumner	---	2406	---	---	80	---	---	---	---	---	29	3.0	37.3
ARC98015	---	2477	---	---	80	---	---	---	---	---	34	4.0	38.6
Virginia	---	2446	---	---	77	---	---	---	---	---	25	0.0	37.5
ARC2180-1	---	2425	---	---	77	---	---	---	---	---	32	1.0	39.3
Kronos	---	2187	---	---	75	---	---	---	---	---	29	2.3	38.4
DKW13-69	---	---	---	---	70	---	---	---	---	---	29	0.0	37.7
MH 604001	---	---	---	---	67	---	---	---	---	---	31	0.3	37.8
Baldur	---	2266	---	---	65	---	---	---	---	---	27	0.7	37.7
Rasmus	---	1972	---	---	65	---	---	---	---	---	29	0.3	36.0
Trabant	---	---	---	---	63	---	---	---	---	---	27	0.3	38.3
Flash	---	2707	---	---	60	---	---	---	---	---	31	0.0	36.9
NPZ0391RR	---	---	---	---	60	---	---	---	---	---	29	0.3	38.0
DKW13-62	---	1752	---	---	55	---	---	---	---	---	30	1.7	38.0
Taurus	---	---	---	---	53	---	---	---	---	---	29	0.3	39.3
DSV06202	---	---	---	---	52	---	---	---	---	---	29	0.7	38.0

Table 22. Results from the 2007 National Winter Canola Variety Trial at Lincoln, NE

Name	Yield (lbs/a)			Yield % of test avg				Winter Survival (%)				Fall Stand	50% Bloom	Plant Height	Shatter	Total Oil
	2007	2006	2-Yr. Avg.	2007	2007	2006	2-Yr. Avg.	(%)	(d)	(in.)	(%)	(%)	(d)	(in.)	(%)	(%)
Hornet	---	2283	---	---	50	---	---	---	---	32	1.0	---	---	32	1.0	38.0
DSV06201	---	---	---	---	50	---	---	---	---	31	1.0	---	---	31	1.0	38.6
Satori	---	---	---	---	48	---	---	---	---	26	0.7	---	---	26	0.7	38.4
SLM0402	---	---	---	---	45	---	---	---	---	27	1.0	---	---	27	1.0	40.2
Rally	---	2280	---	---	40	---	---	---	---	26	0.0	---	---	26	0.0	38.5
NPZ0591RR	---	---	---	---	40	---	---	---	---	27	2.3	---	---	27	2.3	37.2
X02W534C	---	---	---	---	33	---	---	---	---	26	0.3	---	---	26	0.3	37.4
SW Gospel	---	---	---	---	28	---	---	---	---	25	1.0	---	---	25	1.0	40.2
X01W692C	---	---	---	---	27	---	---	---	---	28	0.7	---	---	28	0.7	38.0
X01W522C	---	---	---	---	22	---	---	---	---	30	0.3	---	---	30	0.3	---
Sitro	---	---	---	---	20	---	---	---	---	31	0.0	---	---	31	0.0	39.0
Ovation	---	---	---	---	20	---	---	---	---	27	0.0	---	---	27	0.0	38.2
Viking	---	---	---	---	15	---	---	---	---	27	0.0	---	---	27	0.0	35.2
TCl.06.M2	---	---	---	---	13	---	---	---	---	28	0.7	---	---	28	0.7	40.1
Kalif	---	---	---	---	10	---	---	---	---	25	0.0	---	---	25	0.0	37.8
DKW13-86	---	1757	---	---	5	---	---	---	---	31	1.0	---	---	31	1.0	---
Hybristar	---	---	---	---	3	---	---	---	---	32	0.0	---	---	32	0.0	---
Baros	---	---	---	---	3	---	---	---	---	30	0.0	---	---	30	0.0	---
Mean	---	---	---	---	66	---	---	---	---	30	1.5	---	---	30	1.5	38.3
CV (%)	---	---	---	---	22	---	---	---	---	6	108.1	---	---	6	108.1	2.4
LSD (0.05)	---	---	---	---	23	---	---	---	---	3	2.6	---	---	3	2.6	1.8

Bold - Superior LSD Group - Unless two entries differ by more than the LSD, little confidence can be placed in one being superior to the other.

Chickasha, Oklahoma

Don Hooper, South Central Research Station,
Oklahoma State University

Planted: 9/20/06 at 5 lbs/a in 9-in. rows

Harvested: 6/13/2007

Herbicides: Treflan 1.5 pt/a

Insecticides:

Fertility: 92-0-0 lbs. N-P-K fertilizer in fall

30-0-0-15 lbs. N-P-K-S fertilizer in spring

Previous Crop: Canola

Elevation: 1085 ft Latitude: 35°02N

Comments: Heavy rains and standing water contributed to reduction in yield potential. Strong winds caused high shatter losses.

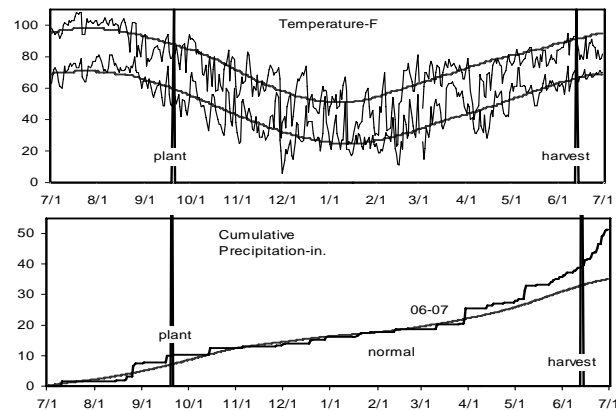


Table 23. Results from the 2007 National Winter Canola Variety Trial at Chickasha, OK

Name	Yield (lbs/a)			Yield % of test avg	Winter Survival (%)			Fall Stand	Plant Ht	Lodg ing	Shat ter	Moist ure	Test Wt	Total Oil
	2007	2006	2-yr.	2007	2007	2006	2-Yr.	(0-10)	(in.)	(%)	(%)	(%)	(lbs/bu)	(%)
KS4022	1191	---	---	266	100	---	---	6.3	48	20	2	9.1	51.0	36.0
KS7436	945	521	733	211	99	93	96	7.0	53	17	50	9.1	52.5	35.5
Kadore	938	---	---	210	95	---	---	7.3	45	0	23	8.3	51.0	32.6
ARC98015	923	---	---	206	98	---	---	3.3	58	7	47	9.7	51.8	35.6
KS4085	852	---	---	190	99	---	---	7.7	55	17	37	9.5	51.5	35.3
Jetton	802	438	620	179	93	100	97	8.0	49	0	33	8.0	52.0	34.6
KS3302	800	---	---	179	99	---	---	7.3	48	13	60	7.6	52.6	36.0
Virginia	755	431	593	169	95	91	93	6.3	46	0	10	8.0	51.7	34.4
ARC97018	730	514	622	163	99	100	99	3.7	51	10	52	8.8	52.2	35.6
KS3132	702	---	---	157	98	---	---	6.7	52	10	60	8.9	51.7	34.6
Hornet	690	261	476	154	94	98	96	7.3	49	17	10	8.4	49.4	36.0
ARC98007	679	464	571	152	97	100	99	3.3	55	33	53	8.8	51.9	35.5
ARC2180-1	667	547	607	149	97	100	98	2.0	55	37	13	9.1	51.4	34.6
KS9135	637	542	589	142	96	98	97	8.0	51	37	40	9.2	49.1	35.0
X01W692C	632	---	---	141	93	---	---	7.0	50	53	67	7.9	52.8	35.7
KS3254	628	246	437	140	98	99	98	7.3	51	20	57	10.1	50.2	35.4
Flash	623	283	453	139	94	99	97	6.3	52	7	0	8.2	48.4	35.1
X01W522C	613	---	---	137	78	---	---	8.0	49	3	37	8.5	50.4	34.5
Sitro	611	---	---	137	85	---	---	7.0	51	41	17	7.8	52.9	33.4
KS3077	575	---	---	128	97	---	---	6.3	53	20	33	8.8	51.2	34.9
MH 604001	566	---	---	127	96	---	---	6.0	49	43	53	8.1	50.5	35.1
TCI.06.M1	560	---	---	125	91	---	---	7.7	47	27	57	8.0	52.1	37.1
KS3074	541	422	482	121	97	100	98	7.0	51	27	50	8.2	52.3	35.0
ARC97019	518	407	463	116	83	100	92	5.0	53	27	50	9.0	52.1	35.0
Ovation	506	---	---	113	68	---	---	8.3	48	10	1	9.4	---	34.6
DSV06202	456	---	---	102	96	---	---	6.7	51	43	30	8.9	50.5	35.4
Plainsman	439	255	347	98	100	99	100	3.0	57	23	80	9.6	51.2	34.6
NPZ0404	433	---	---	97	97	---	---	7.3	46	47	72	8.4	51.9	36.6
NPZ0391RR	425	---	---	95	85	---	---	8.0	49	40	23	8.7	52.0	35.5
Abilene	425	327	376	95	100	99	100	4.0	51	27	37	8.6	52.8	34.1
TCI.06.M4	423	---	---	95	99	---	---	8.0	47	30	65	8.2	52.5	34.3
KS3018	416	203	310	93	99	98	98	6.7	48	50	33	8.7	50.5	34.8
Rasmus	409	---	---	91	97	---	---	6.0	46	33	33	8.1	51.1	35.1
Rally	398	219	309	89	91	99	95	8.7	52	58	22	7.6	49.2	35.6
DKW13-69	381	---	---	85	87	---	---	7.0	50	3	33	8.5	52.2	33.7
Ceres	319	177	248	71	83	99	91	8.0	46	50	70	8.9	50.3	34.4
Taurus	319	---	---	71	94	---	---	8.0	53	3	72	7.9	50.6	35.8
DSV06201	313	---	---	70	80	---	---	7.3	52	68	22	7.9	51.6	35.6
Sumner	293	205	249	66	97	99	98	6.7	50	48	70	8.7	52.8	33.6

Table 23. Results from the 2007 National Winter Canola Variety Trial at Chickasha, OK

Name	Yield (lbs/a)			Yield % of	Winter Survival (%)			Fall	Plant	Lodg	Shat	Moist	Test Wt	Total
	2007	2006	2-Yr.	test avg	2007	2006	2-Yr.	Stand	Ht	ing	ter	ure		Oil
								(0-10)	(in.)	(%)	(%)	(%)	(lbs/bu)	(%)
Wichita	288	480	384	64	94	100	97	7.3	51	37	40	8.7	51.4	34.7
Kalif	282	---	---	63	88	---	---	8.0	45	37	57	8.3	51.6	34.9
Trabant	235	---	---	53	94	---	---	8.0	49	30	82	9.2	50.5	34.3
Baldur	223	511	367	50	95	100	98	7.3	53	80	63	9.3	48.0	36.2
Baros	222	---	---	50	97	---	---	7.3	47	27	62	8.5	49.6	35.2
DKW13-86	196	308	252	44	85	100	93	8.3	50	18	65	8.7	49.2	34.3
Kronos	186	---	---	42	93	---	---	5.7	47	80	77	9.1	48.1	35.2
SLM0402	162	---	---	36	94	---	---	6.3	52	50	42	8.9	51.8	35.8
SW Gospel	148	---	---	33	62	---	---	7.0	49	47	37	8.9	42.8	34.6
Viking	114	---	---	26	88	---	---	7.7	42	78	32	8.7	50.5	35.6
SW Falstaff	86	---	---	19	93	---	---	7.0	49	73	75	8.4	46.3	35.9
Hybristar	76	---	---	17	58	---	---	8.0	50	60	31	9.0	51.9	35.5
NPZ0591RR	68	---	---	15	86	---	---	8.3	46	57	68	7.7	48.5	35.7
X02W534C	46	---	---	10	80	---	---	6.0	45	3	44	9.6	43.7	34.4
Satori	23	---	---	5	67	---	---	7.3	41	3	4	7.8	52.0	35.8
DKW13-62	19	599	309	4	63	99	81	8.0	46	96	82	---	---	---
TCI.06.M2	0	---	---	0	36	---	---	8.3	0	0	0	---	---	---
TCI.06.M3	0	---	---	0	96	---	---	5.0	44	90	81	---	---	---
Mean	448	385	---	100	90	99	---	6.8	50	32	45	8.7	51.0	35.1
CV (%)	54	46	---	54	8	3	---	11.6	5	83	41	7.9	4.9	2.2
LSD (0.05)	391	NS	---	87	14	NS	---	1.3	6	59	42	1.5	NS	1.5

Bold - Superior LSD Group - Unless two entries differ by more than the LSD, little confidence can be placed in one being superior to the other.

Goodwell, Oklahoma

Rick Kochenower, Oklahoma Panhandle Research & Extension Center

Planted: 9/18/2006 at 5 lbs/a in 7.5-in. rows

Harvested: 6/26/2007

Herbicides:

Insecticides:

Irrigation: 2 in. fall, 2 in. spring

Fertility: 50-50-0 lbs. N-P-K fertilizer in fall

Previous Crop: Wheat

Soil Type: Richfield clay loam

Elevation: 3239 ft Latitude: 36°36N

Comments: Adequate moisture resulted in excellent yields.

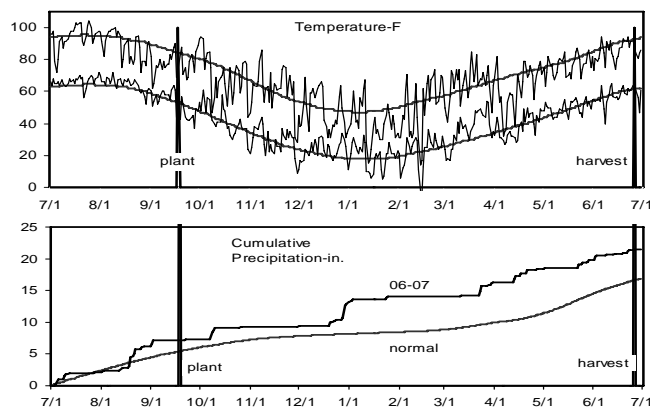


Table 24. Results from the 2007 National Winter Canola Variety Trial at Goodwell, OK

Name	Yield (lbs/a)			Yield % of test avg		Winter Survival (%)		Fall Stand	Plant Height	Lodging	Shattering	Moisture	Test Wt	Total Oil
	2007	2006	2-Yr. Avg.	2007	2006	2007	2006	(0-10)	(in.)	(%)	(%)	(%)	(lbs/bu)	(%)
Sitro	3808	---	---	131	---	---	---	8.7	49	7	0	7.4	51.1	39.4
Hornet	3709	---	---	127	---	---	---	9.3	56	20	3	7.4	51.4	39.8
SLM0402	3558	---	---	122	---	---	---	9.0	49	0	2	7.6	51.1	40.0
Flash	3377	---	---	116	---	---	---	10.0	54	0	0	7.6	51.7	38.4
Kronos	3367	---	---	116	---	---	---	9.3	57	0	7	7.8	52.2	38.3
DSV06202	3366	---	---	116	---	---	---	8.0	46	0	2	7.9	51.3	39.3
X01W692C	3328	---	---	114	---	---	---	8.7	47	0	3	8.3	51.3	38.9
ARC97018	3183	---	---	109	---	---	---	9.0	55	0	5	7.9	51.7	37.0
ARC2180-1	3180	---	---	109	---	---	---	9.3	54	0	5	7.8	50.7	37.4
KS3254	3172	---	---	109	---	---	---	9.7	55	0	2	7.9	51.5	38.0
Baldur	3140	---	---	108	---	---	---	9.0	53	0	3	7.8	51.4	38.9
TCI.06.M4	3121	---	---	107	---	---	---	9.0	51	0	2	7.8	50.9	38.7
Rally	3115	---	---	107	---	---	---	9.3	53	0	0	8.0	50.9	37.9
KS3302	3087	---	---	106	---	---	---	10.0	51	0	3	7.9	50.4	39.4
NPZ0404	3070	---	---	105	---	---	---	9.0	48	0	0	7.6	51.3	40.2
DSV06201	3068	---	---	105	---	---	---	10.0	49	0	0	7.7	51.4	39.3
Wichita	3055	---	---	105	---	---	---	9.7	52	0	0	7.5	51.6	37.4
KS3077	3053	---	---	105	---	---	---	9.0	53	0	5	7.6	51.4	38.5
KS7436	3014	---	---	103	---	---	---	9.7	54	2	3	8.1	50.9	38.2
Kadore	3014	---	---	103	---	---	---	10.0	46	0	0	8.5	51.6	36.3
X01W522C	3007	---	---	103	---	---	---	10.0	53	0	0	7.9	51.5	37.9
Jetton	3005	---	---	103	---	---	---	9.3	47	0	0	7.9	50.6	37.3
KS4022	3001	---	---	103	---	---	---	10.0	50	0	2	8.0	49.1	38.1
Virginia	2998	---	---	103	---	---	---	8.7	48	0	2	7.9	50.5	37.5
TCI.06.M3	2991	---	---	103	---	---	---	9.0	50	0	0	7.8	50.7	39.0
Taurus	2990	---	---	103	---	---	---	9.7	49	0	2	7.6	51.4	40.5
MH60400	2974	---	---	102	---	---	---	9.0	48	0	0	7.4	51.4	38.1
X02W534C	2973	---	---	102	---	---	---	9.0	49	0	0	7.1	51.8	39.1
NPZ0391RR	2923	---	---	100	---	---	---	9.0	53	0	0	10.1	50.2	37.1
Sumner	2921	---	---	100	---	---	---	9.7	48	3	0	7.4	50.9	38.4
Trabant	2909	---	---	100	---	---	---	10.0	48	0	2	8.0	50.8	38.8
Satori	2887	---	---	99	---	---	---	8.7	45	2	2	7.4	50.0	40.8
KS9135	2879	---	---	99	---	---	---	9.3	55	10	5	7.5	51.6	37.4
KS3018	2877	---	---	99	---	---	---	9.3	50	2	0	7.8	51.1	37.8
Ceres	2868	---	---	98	---	---	---	9.7	50	7	8	8.6	51.4	38.2
ARC97019	2862	---	---	98	---	---	---	9.3	55	0	5	7.6	51.2	37.5
Hybristar	2797	---	---	96	---	---	---	8.7	50	0	0	7.5	50.6	39.0
KS3074	2770	---	---	95	---	---	---	9.0	52	0	8	7.8	50.8	39.6
Rasmus	2765	---	---	95	---	---	---	8.3	47	0	0	7.9	50.5	38.0
TCI.06.M1	2750	---	---	94	---	---	---	9.3	48	2	3	7.6	50.3	40.5

Table 24. Results from the 2007 National Winter Canola Variety Trial at Goodwell, OK

Name	Yield (lbs/a)			Yield % of	Winter Survival (%)			Fall	Plant	Lodgi	Shat	Moist	Test Wt	Total
	2007	2006	2-Yr. Avg.	test avg	2007	2006	2-Yr. Avg.	Stand	Height	ng	ter	ure		Oil
								(0-10)	(in.)	(%)	(%)	(%)	(lbs/bu)	(%)
KS3132	2735	---	---	94	---	---	---	9.7	56	3	7	7.9	50.7	38.5
NPZ0591RR	2711	---	---	93	---	---	---	9.3	52	0	2	7.6	52.1	37.0
SW Falstaff	2706	---	---	93	---	---	---	9.7	48	0	0	8.2	50.2	39.4
Baros	2681	---	---	92	---	---	---	8.3	46	0	3	7.3	51.4	39.1
ARC98007	2661	---	---	91	---	---	---	8.3	58	3	7	7.8	50.9	38.3
Kalif	2655	---	---	91	---	---	---	9.3	46	0	0	7.3	51.6	39.6
ARC98015	2637	---	---	90	---	---	---	8.7	62	0	12	7.9	51.3	38.6
DKW13-69	2635	---	---	90	---	---	---	9.3	46	10	3	7.7	50.7	39.5
DKW13-86	2530	---	---	87	---	---	---	9.7	49	0	3	7.2	51.1	39.7
SW Gospel	2528	---	---	87	---	---	---	10.0	46	0	0	8.8	51.6	38.4
KS4085	2479	---	---	85	---	---	---	9.7	54	0	5	7.6	50.5	38.0
Viking	2478	---	---	85	---	---	---	9.7	47	0	2	7.4	52.4	37.6
Plainsman	2398	---	---	82	---	---	---	7.3	55	0	5	7.8	50.8	36.7
Abilene	2380	---	---	82	---	---	---	7.7	54	0	2	8.0	50.9	36.9
Ovation	2358	---	---	81	---	---	---	9.7	51	0	0	7.7	51.3	37.5
DKW13-62	2347	---	---	81	---	---	---	10.0	50	0	5	6.9	51.6	38.7
TCI.06.M2	2088	---	---	72	---	---	---	9.7	47	3	2	7.1	50.5	41.8
Mean	2914	---	---	100	---	---	---	9.2	51	1	3	7.8	51.1	38.5
CV (%)	10	---	---	10	---	---	---	9.0	8	461	137	8.6	1.4	1.6
LSD (0.05)	516	---	---	18	---	---	---	1.3	7	NS	5	1.1	1.2	1.2

Bold - Superior LSD Group - Unless two entries differ by more than the LSD, little confidence can be placed in one being superior to the other.

Lahoma, Oklahoma

Ray Sidwell, North Central Research Station,
Oklahoma State University

Planted: 9/19/2007 at 5 lbs/a in 9-in. rows

Harvested: 6/8/2007

Herbicides: Treflan 1.5 pt/a

Insecticides:

Fertility: 40-0-0 lbs. N-P-K fertilizer in fall
80-0-0 lbs. N-P-K fertilizer in spring

Previous Crop: Wheat

Soil Type: Grant silt loam

Elevation: 1236 ft Latitude: 36°23N

Comments: Plot was in excellent condition throughout growing season. Harvested at high moisture content resulting in some yield losses.

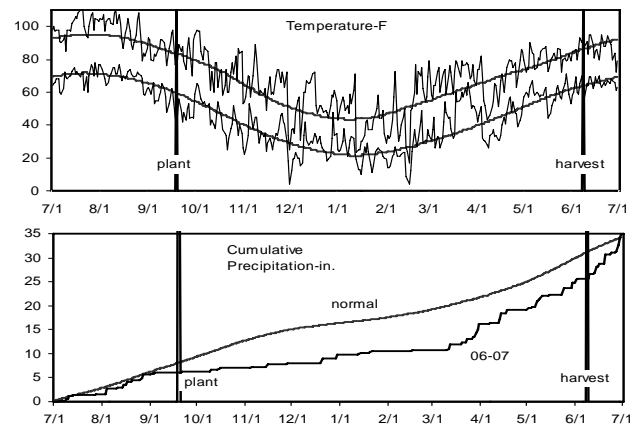


Table 25. Results from the 2007 National Winter Canola Variety Trial at Lahoma, OK

Name	Yield (lbs/a)			Yield % of test avg		Winter Survival (%)		Fall Stand	Height	Lodg ing	Shat ter	Moist ure	Test Weight	Total Oil
	2007	2006	2-Yr. Avg.	2007	2006	2007	2006	(0-10)	(in.)	(%)	(%)	(%)	(lbs/bu)	(%)
SLM0402	1774	---	---	143	---	---	---	6.3	48	---	0	10.1	48.2	38.1
TCI.06.M1	1630	---	---	132	---	---	---	6.3	49	---	3	8.1	48.3	41.1
Baldur	1503	1065	1284	121	---	---	---	6.7	48	---	2	9.1	48.7	39.4
ARC98007	1502	970	1236	121	---	---	---	3.7	53	---	6	10.0	48.5	39.1
Viking	1495	---	---	121	---	---	---	6.7	45	---	4	9.0	50.9	38.1
KS3077	1487	---	---	120	---	---	---	7.0	51	---	2	8.2	47.7	38.5
MH 604001	1462	---	---	118	---	---	---	6.3	47	---	8	8.8	45.3	37.1
NPZ0591RR	1457	---	---	118	---	---	---	6.3	49	---	3	8.3	46.1	39.1
Abilene	1447	1044	1246	117	---	---	---	6.0	49	---	13	8.3	49.5	37.5
KS3074	1436	1053	1244	116	---	---	---	7.0	51	---	6	7.9	49.6	37.6
KS9135	1436	995	1215	116	---	---	---	7.0	51	---	2	8.3	48.1	38.5
Flash	1383	824	1104	112	---	---	---	7.0	51	---	0	10.4	48.3	38.5
Kronos	1375	976	1176	111	---	---	---	8.0	51	---	2	9.6	45.3	38.5
NPZ0391RR	1368	---	---	111	---	---	---	5.7	50	---	0	8.5	45.6	38.1
X01W522C	1360	---	---	110	---	---	---	7.3	47	---	1	7.8	46.6	38.2
NPZ0404	1353	---	---	109	---	---	---	7.0	46	---	8	8.6	48.3	38.9
ARC97019	1342	1029	1185	108	---	---	---	4.0	51	---	2	9.6	46.8	37.8
Sitro	1329	---	---	107	---	---	---	8.0	49	---	0	9.1	47.3	38.5
Wichita	1327	1115	1221	107	---	---	---	7.7	47	---	5	8.0	49.6	38.2
DKW13-86	1321	907	1114	107	---	---	---	7.3	46	---	2	8.2	48.5	39.0
X01W692C	1313	---	---	106	---	---	---	6.3	48	---	3	8.6	47.0	39.0
KS4085	1301	---	---	105	---	---	---	7.3	51	---	2	7.1	47.5	38.6
Ceres	1295	426	860	105	---	---	---	6.7	46	---	3	9.3	47.2	37.1
Trabant	1291	---	---	104	---	---	---	7.3	46	---	4	8.9	46.4	39.1
X02W534C	1287	---	---	104	---	---	---	7.3	44	---	1	7.4	49.4	37.9
ARC97018	1282	989	1135	104	---	---	---	4.3	51	---	1	8.8	47.3	37.4
DSV06202	1281	---	---	104	---	---	---	6.0	47	---	1	7.6	47.4	38.3
ARC98015	1280	868	1074	103	---	---	---	5.3	55	---	3	10.2	46.0	38.8
Virginia	1273	770	1021	103	---	---	---	5.7	46	---	0	10.8	46.9	38.5
TCI.06.M2	1267	---	---	102	---	---	---	7.7	47	---	1	9.0	48.8	42.6
Kadore	1259	---	---	102	---	---	---	5.7	43	---	1	9.4	46.1	37.2
Sumner	1254	786	1020	101	---	---	---	6.7	44	---	8	7.4	50.9	38.6
KS7436	1247	740	994	101	---	---	---	7.3	47	---	2	7.6	46.6	38.2
ARC2180-1	1238	812	1025	100	---	---	---	5.3	54	---	3	9.3	46.2	37.0
KS3254	1219	1089	1154	98	---	---	---	7.0	51	---	2	8.2	45.3	38.7
Hornet	1204	1275	1239	97	---	---	---	7.0	51	---	0	8.3	45.1	39.4
Taurus	1186	---	---	96	---	---	---	7.0	48	---	1	9.5	43.5	39.7
SW Falstaff	1180	---	---	95	---	---	---	7.7	46	---	0	8.7	46.4	39.3
Jetton	1169	782	975	94	---	---	---	6.7	47	---	1	7.6	43.9	37.9

Table 25. Results from the 2007 National Winter Canola Variety Trial at Lahoma, OK

Name	Yield (lbs/a)			Yield % of	Winter Survival (%)			Fall	Height	Lodg	Shat	Moist	Test	Total
	2007	2006	2-Yr. Avg.	test avg	2007	2006	2-Yr. Avg.	Stand	(in.)	ing	ter	ure	Weight	Oil
								(0-10)		(%)	(%)	(%)	(lbs/bu)	(%)
Rasmus	1142	659	901	92	---	---	---	5.7	48	---	1	8.9	44.5	38.1
Hybristar	1140	---	---	92	---	---	---	7.3	47	---	1	7.2	45.8	37.9
Satori	1125	---	---	91	---	---	---	7.0	43	---	1	7.2	46.9	39.2
KS3302	1110	---	---	90	---	---	---	5.3	49	---	3	7.3	48.6	38.0
DKW13-69	1108	---	---	90	---	---	---	5.7	48	---	3	7.3	48.0	37.6
DSV06201	1065	---	---	86	---	---	---	7.0	51	---	0	8.0	44.2	38.9
TCI.06.M4	1054	---	---	85	---	---	---	6.3	47	---	1	8.5	45.4	37.6
KS3018	1039	979	1009	84	---	---	---	5.7	50	---	20	7.6	49.2	38.0
Baros	1032	---	---	83	---	---	---	6.3	46	---	2	8.5	47.5	38.0
KS3132	1028	---	---	83	---	---	---	6.7	47	---	4	8.8	48.6	38.9
Kalif	1011	---	---	82	---	---	---	7.3	43	---	1	7.6	46.8	38.7
Ovation	1002	---	---	81	---	---	---	7.3	47	---	0	9.5	47.4	38.3
DKW13-62	981	764	872	79	---	---	---	8.7	47	---	5	8.6	46.2	40.2
KS4022	966	---	---	78	---	---	---	6.3	49	---	4	7.8	47.3	37.4
SW Gospel	901	---	---	73	---	---	---	7.3	43	---	1	8.0	47.0	37.7
TCI.06.M3	818	---	---	66	---	---	---	6.3	44	---	2	7.2	47.5	35.7
Plainsman	724	755	739	58	---	---	---	5.3	53	---	6	7.5	44.3	36.7
Rally	683	1167	925	55	---	---	---	7.3	49	---	0	7.3	45.1	37.9
Mean	1238	---	---	100	---	---	---	6.6	48	---	3	8.5	47.1	38.4
CV (%)	10	---	---	10	---	---	---	15.6	4	---	115	17.9	6.5	1.4
LSD (0.05)	208	---	---	17	---	---	---	1.7	3	---	5	2.5	4.9	1.1

Bold - Superior LSD Group - Unless two entries differ by more than the LSD, little confidence can be placed in one being superior to the other.

Perkins, Oklahoma

Rick Matheson & Josh Massey, Cimarron Valley Research Station, Oklahoma State University

Planted: 9/21/2007 at 5 lbs/a in 9-in. rows

Harvested: 6/7/2007

Herbicides: Treflan 1.5 pt/a

Insecticides:

Fertility: 50-0-0 lbs. N-P-K fertilizer in fall

50-0-0 lbs. N-P-K fertilizer in spring

Previous Crop: Wheat

Soil Type: Tiller sandy loam

Elevation: 896 ft Latitude: 35°58N

Comments: Heavy rainfall and standing water contributed to yield loss. Excessive winds resulted in shattering.

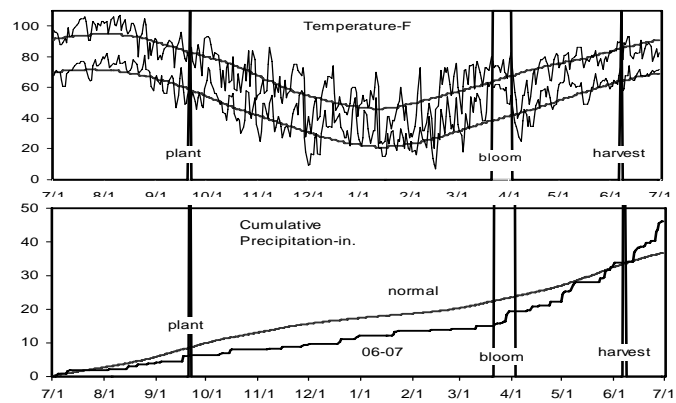


Table 26. Results from the 2007 National Winter Canola Variety Trial at Perkins, OK

	Yield (lbs/a)			Yield % of test avg	Winter Survival (%)			Fall Stand (0-10)	Vig or* (1-5)	50% BLM (d)	Plant Ht (in.)	Lodg ing (%)	Shat ter (%)	Moist ure (%)	Test Wt (lbs/bu)	Total Oil (%)
Name	2007	2006	2-Yr.	2007	2007	2006	2-Yr.	(0-10)	(1-5)	(d)	(in.)	(%)	(%)	(%)	(lbs/bu)	(%)
KS4022	1587	---	---	189	100	---	---	7.3	3.3	86	53	0	0	8.2	51.7	37.3
Kadore	1521	---	---	181	70	---	---	7.7	4.7	92	47	0	2	8.8	53.5	36.1
KS3254	1277	229	753	152	100	99	100	8.3	3.7	90	48	0	8	8.4	52.6	38.3
Flash	1222	160	691	145	91	99	95	7.3	4.3	90	51	0	0	7.5	53.8	36.9
Hornet	1218	281	750	145	99	---	99	7.7	4.7	86	52	2	0	7.5	52.9	38.0
Wichita	1190	283	736	141	100	100	100	7.0	3.0	87	48	7	0	7.5	52.7	37.0
KS3077	1153	---	---	137	100	---	---	7.0	3.0	92	55	2	0	8.3	52.0	37.0
ARC98007	1150	271	710	137	96	100	98	4.3	2.3	88	51	0	7	8.0	51.5	38.3
ARC2180-1	1140	326	733	136	99	99	99	3.7	3.0	88	54	3	3	9.2	50.9	37.3
KS3018	1130	185	658	134	100	100	100	7.7	4.3	84	51	0	5	8.0	50.7	35.7
TCl.06.M1	1120	---	---	133	100	---	---	7.7	3.7	87	49	5	10	7.5	51.5	41.2
KS4085	1112	---	---	132	99	---	---	6.7	3.7	86	49	0	0	7.5	52.6	37.7
KS7436	1087	264	675	129	96	100	98	8.3	4.7	90	50	7	3	8.6	52.9	37.5
KS3302	1078	---	---	128	100	---	---	5.3	2.7	84	45	3	0	7.3	50.8	37.2
ARC97018	1075	287	681	128	96	93	95	4.7	3.0	88	50	23	2	8.0	52.0	36.5
Rally	1072	159	616	127	97	95	96	8.7	5.0	88	49	12	0	7.7	52.9	36.5
NPZ0404	1069	---	---	127	98	---	---	6.0	3.7	86	50	3	8	7.7	53.2	37.6
Virginia	1057	212	635	126	98	100	99	6.3	2.7	88	45	0	0	7.4	52.9	37.0
MH 604001	995	---	---	118	99	---	---	6.0	3.3	88	43	0	5	7.5	52.6	37.9
X01W522C	989	---	---	118	94	---	---	7.7	4.0	87	43	10	5	8.1	52.4	36.6
Rasmus	983	129	556	117	99	97	98	6.0	3.3	87	49	2	5	8.3	51.9	37.4
Plainsman	975	111	543	116	100	100	100	4.7	2.3	90	56	0	2	9.1	50.7	37.1
Ceres	968	108	538	115	88	100	94	9.0	5.0	92	43	3	2	7.8	53.0	37.0
KS3074	959	197	578	114	100	100	100	5.0	2.7	89	49	0	3	7.5	49.7	38.1
NPZ0391RR	913	---	---	108	96	---	---	8.3	4.0	91	53	8	5	8.0	51.5	37.1
Jetton	905	275	590	108	89	100	95	8.0	3.7	88	43	18	0	7.7	52.2	37.3
Abilene	893	145	519	106	99	100	99	3.3	2.3	87	47	7	5	7.7	52.6	36.0
SW Falstaff	876	---	---	104	99	---	---	8.3	4.0	91	53	0	3	8.5	51.9	39.2
ARC98015	874	377	626	104	99	100	100	5.3	3.0	90	44	12	3	8.0	52.7	38.5
TCl.06.M3	842	---	---	100	99	---	---	6.3	4.0	81	44	8	7	7.4	52.4	35.9
Baros	840	---	---	100	97	---	---	5.0	3.0	84	45	3	0	7.5	51.1	37.2
DSV06201	826	---	---	98	93	---	---	7.7	4.7	89	47	5	0	8.0	52.1	38.5
KS3132	820	---	---	97	99	---	---	7.3	3.3	89	47	17	13	7.9	49.3	37.2
KS9135	799	292	545	95	99	100	100	8.0	3.3	90	49	0	7	7.8	50.1	37.2
TCl.06.M4	775	---	---	92	99	---	---	7.3	4.0	83	44	7	0	7.6	53.8	35.6
DSV06202	774	---	---	92	95	---	---	6.7	4.7	87	48	20	7	7.7	53.1	37.0
ARC97019	757	442	599	90	94	99	97	5.3	3.3	90	45	13	0	7.7	51.1	37.2
Sitro	749	---	---	89	91	---	---	7.0	4.7	87	43	7	0	7.8	52.8	36.3
Kalif	732	---	---	87	89	---	---	7.7	4.0	90	40	27	7	7.6	48.0	38.1
Kronos	710	189	449	84	94	---	---	8.0	4.3	91	47	7	5	8.1	53.0	36.9

Table 26. Results from the 2007 National Winter Canola Variety Trial at Perkins, OK

Name	Yield (lbs/a)			Yield % of	Winter Survival			Fall	Vig	50%	Plant	Lodg	Shat	Moist	Test Wt	Total
	2007	2006	2-Yr.	test avg	2007	2006	2-Yr.	Stand	or*	BLM	Ht	ing	ter	ure		Oil
								(0-10)	(1-5)	(d)	(in.)	(%)	(%)	(%)	(lbs/bu)	(%)
Ovation	703	---	---	84	88	---	---	8.3	3.7	92	43	3	2	7.1	54.4	38.6
X01W692C	689	---	---	82	86	---	---	7.0	3.7	88	45	3	0	8.0	52.5	37.8
Viking	665	---	---	79	87	---	---	7.7	4.3	88	42	13	0	7.8	50.6	37.5
SLM0402	632	---	---	75	98	---	---	5.7	4.3	87	44	17	3	7.7	53.1	37.5
Satori	627	---	---	75	90	---	---	8.3	4.3	88	44	10	17	7.5	52.0	38.6
Hybristar	607	---	---	72	78	---	---	8.3	5.0	87	42	32	0	7.4	49.7	36.3
Taurus	576	---	---	68	94	---	---	7.7	4.3	87	47	23	7	7.8	52.5	37.4
Trabant	547	---	---	65	98	---	---	7.7	4.3	88	47	0	80	7.7	48.8	36.1
Sumner	510	170	340	61	97	100	98	5.3	3.3	87	44	3	0	7.9	48.9	37.2
X02W534C	436	---	---	52	78	---	---	8.3	4.0	85	37	10	0	8.1	52.9	36.0
DKW13-69	397	---	---	47	88	---	---	7.7	3.3	91	45	25	2	7.8	52.0	37.6
Baldur	372	214	293	44	99	100	100	7.0	4.3	88	45	30	5	7.5	53.0	37.0
NPZ0591RR	341	---	---	40	95	---	---	8.7	3.7	89	43	17	25	7.5	53.3	37.6
DKW13-86	251	120	186	30	83	93	88	8.7	4.3	87	39	3	5	7.6	53.8	37.1
DKW13-62	194	190	192	23	73	93	83	8.7	4.7	92	44	43	3	7.4	50.3	36.5
SW Gospel	155	---	---	18	78	---	---	7.7	3.7	92	41	13	8	7.9	53.0	38.0
TCI.06.M2	50	---	---	6	42	---	---	7.3	4.0	86	40	2	23	8.4	45.0	37.8
Mean	842	---	---	100	93	---	---	7.0	3.8	88	47	9	5	7.9	51.7	37.3
CV (%)	34	---	---	34	11	---	---	14.6	17.7	2	9	167	149	8.4	4.8	1.5
LSD (0.05)	458	---	---	54	17	---	---	1.7	1.1	3	7	NS	14	NS	NS	1.2

Bold - Superior LSD Group - Unless two entries differ by more than the LSD, little confidence can be placed in one being superior to the other. *Vigor scores rated as 1=poor to 5=excellent.

Tipton, Oklahoma

Chad Godsey & Rocky Thacker, Southwest Agronomy

Research Station, Oklahoma State University

Planted: 9/27/2006 at 5 lbs/a

Harvested: 6/5/2007

Herbicides:

Insecticides:

Irrigation:

Fertility: 16-0-0-18 lbs. N-P-K-S fertilizer in fall

90-0-0 lbs. N-P-K fertilizer in spring

Soil Type: Tipton Soil Series

Elevation: 1274 ft Latitude: 34°26N

Comments: Adequate moisture throughout growing season resulted in high yields.

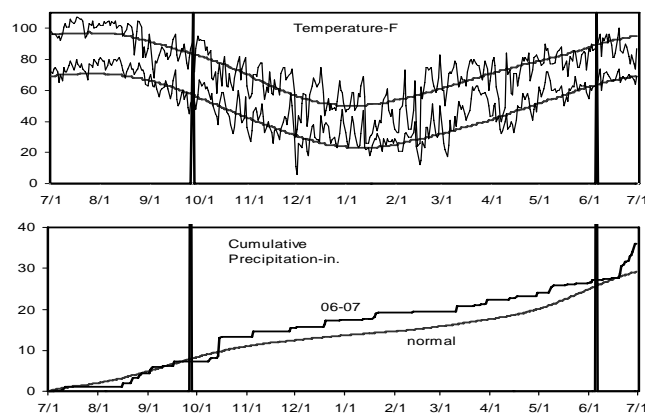


Table 27. Results from the 2007 National Winter Canola Variety Trial at Tipton, OK

Name	Yield (lbs/a)			Yield % of test avg		Winter Survival (%)		Fall Stand	Plant Ht	Lodg	Shat	Moist	Test	Total
	2007	2006	2-Yr. Avg.	2007	2006	2007	2006	(0-10)	(in.)	(%)	(%)	(%)	(lbs/bu)	(%)
Sitro	4272	---	---	149	97	---	---	6.7	65	0	5	7.2	49.7	35.2
X01W522C	3673	---	---	128	93	---	---	7.0	55	0	5	8.8	50.0	34.5
DSV06201	3632	---	---	126	97	---	---	6.7	51	0	5	7.8	49.9	34.9
Rally	3521	168	1844	123	90	88	89	8.7	50	0	5	9.9	47.7	34.5
NPZ0404	3413	---	---	119	98	---	---	7.0	55	0	5	7.4	51.0	33.9
X01W692C	3335	---	---	116	98	---	---	7.3	55	0	10	8.1	49.4	35.5
Hornet	3331	---	---	116	95	---	---	7.0	55	0	5	7.9	49.9	34.9
SLM0402	3298	---	---	115	97	---	---	7.0	50	0	5	7.5	50.5	34.5
MH 604001	3288	---	---	114	97	---	---	6.7	55	0	5	7.3	51.1	35.0
Hybristar	3275	---	---	114	95	---	---	9.3	55	10	5	8.3	45.5	34.1
KS3132	3263	---	---	114	95	---	---	7.0	55	0	5	7.7	49.8	35.5
TCI.06.M1	3256	---	---	113	100	---	---	8.3	60	10	5	7.8	51.5	34.7
Viking	3218	---	---	112	100	---	---	6.0	55	0	5	8.7	48.4	32.2
KS7436	3212	90	1651	112	97	85	91	8.3	50	0	5	8.2	49.2	36.6
Flash	3202	199	1701	111	100	87	94	7.0	55	0	5	7.9	50.8	34.7
KS3302	3176	---	---	111	97	---	---	8.0	60	0	10	7.4	50.1	34.8
KS3074	3070	182	1626	107	98	87	93	5.7	60	0	5	7.4	48.6	34.1
KS4085	3045	---	---	106	100	---	---	8.3	65	0	10	7.3	47.2	34.6
KS9135	3043	151	1597	106	95	88	92	7.0	49	0	10	7.4	47.8	34.0
Sumner	3025	141	1583	105	100	83	92	6.7	60	0	5	7.7	50.5	34.9
Ceres	3009	144	1577	105	93	82	88	7.0	60	0	5	8.4	51.1	34.8
SW Gospel	3002	---	---	105	95	---	---	7.3	60	0	5	9.5	49.2	35.1
KS4022	2909	---	---	101	93	---	---	7.0	55	0	5	8.6	48.0	34.8
DSV06202	2872	---	---	100	100	---	---	7.0	55	0	10	8.2	49.4	33.9
DKW13-69	2872	---	---	100	98	---	---	7.3	55	0	5	7.6	50.4	34.9
NPZ0391RR	2855	---	---	99	98	---	---	7.0	60	0	5	8.5	48.2	34.6
Baros	2846	---	---	99	95	---	---	4.7	60	10	13	7.6	49.8	34.7
ARC97019	2841	150	1496	99	100	88	94	7.7	60	0	10	7.5	48.9	34.0
SW Falstaff	2823	---	---	98	97	---	---	7.0	55	0	5	8.8	49.8	35.6
Abilene	2790	98	1444	97	98	87	93	6.0	53	0	8	7.8	48.1	34.6
TCI.06.M4	2788	---	---	97	98	---	---	6.7	65	0	5	8.2	47.4	33.8
Ovation	2779	---	---	97	95	---	---	8.3	60	0	5	8.3	48.3	36.4
Rasmus	2771	---	---	97	97	---	---	6.3	60	10	5	9.7	45.8	34.2
Satori	2763	---	---	96	97	---	---	7.3	55	0	5	7.7	48.5	33.8
Virginia	2738	130	1434	95	93	85	89	6.7	55	0	5	8.5	49.1	32.7
Kadore	2737	---	---	95	98	---	---	7.3	60	0	5	8.5	50.2	32.9
Taurus	2734	---	---	95	97	---	---	8.0	58	0	15	8.2	47.5	34.1
KS3254	2725	117	1421	95	95	87	91	7.3	65	0	5	8.2	48.8	36.0
KS3077	2709	---	---	94	93	---	---	6.3	65	10	15	7.4	50.0	34.1
ARC2180-1	2697	62	1380	94	100	88	94	3.0	65	0	3	9.9	48.3	31.7

Table 27. Results from the 2007 National Winter Canola Variety Trial at Tipton, OK

Name	Yield (lbs/a)			Yield % of test avg		Winter Survival (%)		Fall Stand	Plant Ht	Lodg ing	Shat ter	Moist ure	Test Weight	Total Oil
	2007	2006	2-Yr. Avg.	2007	2006	2007	2006	(0-10)	(in.)	(%)	(%)	(%)	(lbs/bu)	(%)
ARC98007	2661	280	1471	93	100	88	94	7.0	50	0	5	8.0	49.9	33.8
KS3018	2598	172	1385	90	97	80	88	7.7	59	0	5	7.6	50.7	33.7
X02W534C	2577	---	---	90	98	---	---	7.0	65	0	5	7.3	51.2	34.5
NPZ0591RR	2572	---	---	90	98	---	---	8.0	65	0	5	7.6	50.6	33.7
Kalif	2561	---	---	89	95	---	---	7.7	55	0	5	9.1	46.6	31.8
Jetton	2531	80	1305	88	100	83	92	8.0	60	0	5	9.0	46.8	34.2
Kronos	2521	159	1340	88	100	85	93	7.3	55	0	10	7.7	50.2	35.5
ARC98015	2519	194	1357	88	97	88	92	6.0	50	0	5	10.1	45.5	35.1
TCI.06.M3	2492	---	---	87	100	---	---	6.7	40	0	10	9.6	50.9	34.3
Wichita	2463	110	1286	86	92	87	89	5.7	55	0	10	7.4	50.0	33.7
DKW13-86	2451	54	1253	85	98	88	93	8.0	54	0	10	7.2	45.6	35.8
ARC97018	2308	65	1187	80	100	87	94	6.0	55	10	10	8.6	48.3	34.4
Baldur	2264	85	1174	79	98	83	91	6.7	60	28	5	9.8	48.6	34.7
Trabant	2011	---	---	70	97	---	---	6.7	60	0	5	9.6	48.9	34.9
Plainsman	1973	12	992	69	97	88	92	7.3	65	10	10	8.2	46.4	34.7
TCI.06.M2	1823	---	---	63	90	---	---	7.0	60	0	0	8.0	46.8	36.3
DKW13-62	1801	30	916	63	92	80	86	7.7	60	20	15	7.7	48.6	34.9
Mean	2872	134	---	100	97	86	---	7.0	57	2	7	8.2	48.9	34.5
CV (%)	17	60	---	17	5	4	---	18.9	2	23	19	15.4	5.5	3.5
LSD (0.05)	921	NS	---	31	NS	6	---	2.2	3	1	3	NS	NS	NS

Bold - Superior LSD Group - Unless two entries differ by more than the LSD, little confidence can be placed in one being superior to the other.

Amarillo, Texas

Brent Bean & Bob Villarreal, Texas A&M University

Planted: 9/27/2006

Harvested: 7/5/2007

Herbicides:

Insecticides:

Irrigation: 3.4 in.

Fertility: 35-0-0 lbs. N-P-K fertilizer in March

Previous Crop: Fallow

Soil Type:

Elevation: 3657 ft

Latitude: 35°51N

Comments:

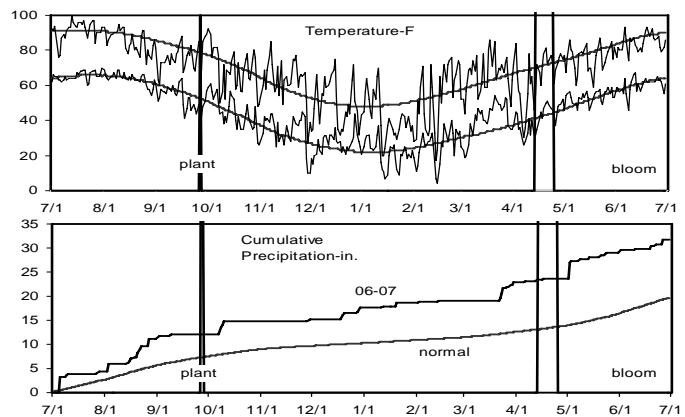


Table 28. Results from the 2007 National Winter Canola Variety Trial at Amarillo, TX

Name	Yield (lbs/a)			Yield % of test avg				Fall					
	2007	2006	2-Yr. Avg.	2007	2007	2006	2-Yr. Avg.	Stand (0-10)	Bloom (d)	Height (in.)	Lodging (%)	Shatter (%)	Total Oil (%)
Sitro	2640	---	---	148	83	---	---	7.7	108	52	0.0	5.0	35.5
KS3132	2381	---	---	134	90	---	---	6.7	108	52	0.0	11.7	35.4
KS3077	2237	---	---	126	83	---	---	7.0	105	49	0.0	21.7	35.7
Rally	2237	---	---	126	84	---	---	8.5	110	47	0.0	16.7	35.9
Kronos	2196	---	---	123	78	---	---	6.0	107	52	0.0	20.0	35.8
Kadore	2182	---	---	123	86	---	---	8.8	112	55	33.0	10.5	34.8
SLM0402	2145	---	---	121	82	---	---	6.7	110	48	0.0	13.3	36.2
NPZ0391RR	2109	---	---	118	88	---	---	7.2	110	48	0.0	16.7	35.2
Hornet	2056	---	---	116	83	---	---	6.8	108	50	0.0	15.0	35.3
Baros	2042	---	---	115	81	---	---	7.7	109	50	0.0	25.0	36.4
MH604001	2032	---	---	114	91	---	---	6.7	104	52	0.0	23.3	35.4
KS3254	1995	---	---	112	88	---	---	7.8	111	51	0.0	20.0	36.3
ARC98007	1956	---	---	110	90	---	---	8.2	111	49	0.0	15.0	34.8
DSV06201	1920	---	---	108	83	---	---	7.8	110	49	0.0	26.7	35.6
Flash	1915	---	---	108	82	---	---	8.0	110	48	0.0	11.7	35.0
TCI.06.M4	1905	---	---	107	83	---	---	7.2	107	50	0.0	21.7	36.7
ARC97019	1870	---	---	105	84	---	---	7.7	108	46	0.0	20.0	35.9
Baldur	1866	---	---	105	90	---	---	7.2	108	52	0.0	28.3	35.7
Kalif	1855	---	---	104	90	---	---	8.3	108	51	7.0	26.7	36.9
Ceres	1845	---	---	104	87	---	---	6.8	114	50	0.0	25.0	35.3
KS9135	1845	---	---	104	93	---	---	8.0	112	52	0.0	23.3	35.4
Plainsman	1819	---	---	102	80	---	---	7.2	112	53	0.0	16.0	35.2
Rasmus	1784	---	---	100	93	---	---	7.8	107	55	0.0	30.0	36.1
Jetton	1771	---	---	99	89	---	---	8.7	111	46	0.0	16.7	35.3
ARC2180-1	1770	---	---	99	79	---	---	7.0	109	46	0.0	18.3	35.5
TCI.06.M2	1764	---	---	99	87	---	---	6.5	108	47	0.0	25.0	37.9
Taurus	1764	---	---	99	87	---	---	8.7	108	48	0.0	33.3	36.2
DKW13-86	1740	---	---	98	86	---	---	8.0	111	51	0.0	31.7	37.6
X01W522C	1732	---	---	97	92	---	---	8.5	108	50	0.0	25.0	35.6
SW Falstaff	1726	---	---	97	87	---	---	6.8	108	45	0.0	20.0	36.4
NPZ0404	1726	---	---	97	86	---	---	7.2	108	48	0.0	33.3	36.6
KS3018	1718	---	---	97	83	---	---	7.7	111	52	0.0	20.0	35.9
Satori	1713	---	---	96	78	---	---	7.8	107	45	0.0	15.0	35.5
Hybristar	1671	---	---	94	77	---	---	6.2	107	51	0.0	10.0	34.8
KS3074	1665	---	---	94	85	---	---	6.2	109	46	0.0	25.0	34.7
X01W692C	1664	---	---	93	87	---	---	8.3	109	48	0.0	18.3	36.1
Sumner	1661	---	---	93	78	---	---	7.7	111	45	0.0	16.7	35.7
Viking	1652	---	---	93	83	---	---	7.9	107	52	0.0	22.5	35.8
DKW13-69	1644	---	---	92	80	---	---	7.7	112	48	0.0	35.0	35.8
X02W534C	1637	---	---	92	92	---	---	5.0	107	47	0.0	30.5	35.1

Table 28. Results from the 2007 National Winter Canola Variety Trial at Amarillo, TX

Name	Yield (lbs/a)			Yield % of test avg	Winter Survival (%)			Fall Stand	Bloom	Height	Lodging	Shatter	Total Oil
	2007	2006	2-Yr. Avg.	2007	2007	2006	2-Yr. Avg.	(0-10)	(d)	(in.)	(%)	(%)	(%)
Abilene	1624	---	---	91	78	---	---	6.5	111	48	0.0	15.0	34.0
ARC98015	1618	---	---	91	84	---	---	6.5	108	51	0.0	18.3	35.4
KS3302	1572	---	---	88	82	---	---	6.3	108	47	0.0	23.3	36.6
KS4022	1564	---	---	88	85	---	---	7.8	106	46	0.0	33.3	36.3
TCI.06.M3	1558	---	---	88	79	---	---	6.7	102	45	0.0	20.0	36.3
Wichita	1532	---	---	86	83	---	---	6.7	108	48	0.0	13.3	35.4
SW Gospel	1531	---	---	86	90	---	---	7.5	112	49	0.0	16.7	36.4
Ovation	1512	---	---	85	74	---	---	7.5	112	46	0.0	9.3	35.8
NPZ0591RR	1507	---	---	85	86	---	---	7.8	111	48	0.0	20.0	35.0
ARC97018	1495	---	---	84	70	---	---	6.5	113	48	0.0	13.3	35.1
DKW13-62	1467	---	---	82	74	---	---	8.2	114	48	0.0	25.0	35.4
Trabant	1459	---	---	82	80	---	---	7.4	110	46	0.0	38.8	35.5
Virginia	1445	---	---	81	78	---	---	7.7	112	46	0.0	7.0	35.1
DSV06202	1423	---	---	80	81	---	---	8.0	110	43	0.0	15.0	35.9
TCI.06.M1	1413	---	---	79	89	---	---	8.0	110	48	0.0	23.5	36.6
KS7436	1390	---	---	78	88	---	---	7.8	107	43	0.0	30.5	36.0
KS4085	1374	---	---	77	82	---	---	8.2	111	47	5.0	21.7	34.3
Mean	1780	---	---	100	84	---	---	7.4	109	49	---	20.8	35.7
CV (%)	24	---	---	24	11	---	---	15.8	3	9	---	47.5	3.2
LSD (0.05)	NS	---	---	NS	NS	---	---	NS	NS	NS	---	16.0	NS

Bold - Superior LSD Group - Unless two entries differ by more than the LSD, little confidence can be placed in one being superior to the other.

Lubbock, Texas

Richard Auld & Efreem Bechere, Texas Tech University

Planted: 9/19/2006 at 5 lbs/a in 10-in. rows

Harvested: Not harvested

Herbicides:

Insecticides:

Irrigation:

Fertility:

Previous Crop: Cotton

Soil Type: Amarillo fine sandy loam

Elevation: 3232 ft Latitude: 33°35N

Comments: Heavy thunderstorms resulted in excessive shatter loss; therefore, the plot was not harvested.

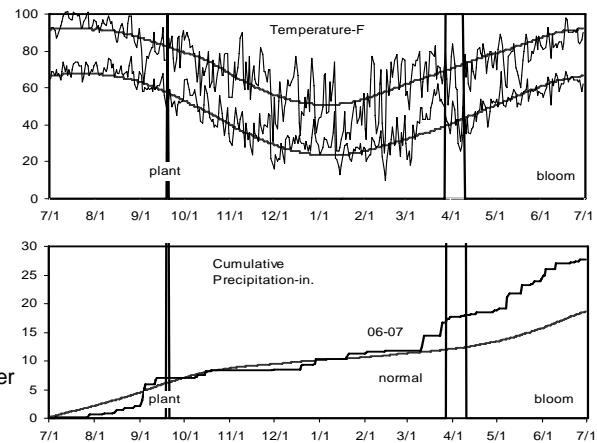


Table 29. Results from the 2007 National Winter Canola Variety Trial at Lubbock, TX

Name	Yield (lbs/a)			Yield % of test avg		Winter Survival (%)		Fall Stand	Bloom	Maturity	Plant Ht	Shatter
	2007	2006	2-Yr. Avg.	2007	2006	2007	2006	(0-10)	(d)	(d)	(in.)	(%)
MH604001	---	---	---	---	87	---	---	---	93	156	45	72
Ceres	---	---	---	---	87	---	---	---	96	156	42	70
NPZ0391RR	---	---	---	---	87	---	---	---	96	158	46	63
X01W522C	---	---	---	---	87	---	---	---	87	156	46	73
DSV06201	---	---	---	---	85	---	---	---	90	157	44	55
KS7436	---	---	---	---	85	---	---	---	96	157	43	68
Jetton	---	---	---	---	85	---	---	---	92	157	44	63
TCI.06.M4	---	---	---	---	85	---	---	---	89	157	42	63
DKW13-69	---	---	---	---	83	---	---	---	97	158	42	73
Trabant	---	---	---	---	82	---	---	---	93	156	41	77
KS9135	---	---	---	---	80	---	---	---	96	156	43	77
Ovation	---	---	---	---	80	---	---	---	99	158	42	42
ARC97019	---	---	---	---	80	---	---	---	94	157	48	85
ARC98007	---	---	---	---	80	---	---	---	96	158	41	73
Hornet	---	---	---	---	78	---	---	---	92	157	49	52
Rally	---	---	---	---	78	---	---	---	94	156	45	40
Flash	---	---	---	---	78	---	---	---	92	158	47	50
Sitro	---	---	---	---	78	---	---	---	90	156	43	55
Taurus	---	---	---	---	78	---	---	---	91	157	44	77
X01W692C	---	---	---	---	78	---	---	---	90	156	47	73
X02W534C	---	---	---	---	78	---	---	---	87	156	44	52
KS3074	---	---	---	---	77	---	---	---	97	156	40	67
Hybristar	---	---	---	---	77	---	---	---	90	157	45	45
DKW13-86	---	---	---	---	77	---	---	---	97	156	42	78
Viking	---	---	---	---	77	---	---	---	96	156	41	57
TCI.06.M2	---	---	---	---	77	---	---	---	91	155	44	78
TCI.06.M3	---	---	---	---	77	---	---	---	87	155	41	75
DSV06202	---	---	---	---	75	---	---	---	92	157	43	77
DKW13-62	---	---	---	---	75	---	---	---	99	156	47	82
Baldur	---	---	---	---	75	---	---	---	95	156	48	80
Kronos	---	---	---	---	75	---	---	---	95	156	49	82
Rasmus	---	---	---	---	75	---	---	---	94	156	43	65
ARC98015	---	---	---	---	75	---	---	---	96	156	49	77
KS3254	---	---	---	---	73	---	---	---	97	156	43	70
NPZ0404	---	---	---	---	73	---	---	---	88	156	41	63
ARC97018	---	---	---	---	73	---	---	---	94	156	44	77
Virginia	---	---	---	---	72	---	---	---	96	155	40	58
KS3077	---	---	---	---	72	---	---	---	96	157	43	70
KS4085	---	---	---	---	72	---	---	---	95	156	45	68

Table 29. Results from the 2007 National Winter Canola Variety Trial at Lubbock, TX

Name	Yield (lbs/a)			Yield % of	Winter Survival (%)			Fall	Bloom	Maturity	Plant	
	2007	2006	2-Yr. Avg.	test avg	2007	2006	2-Yr. Avg.	Stand			Ht	Shatter
								(0-10)	(d)	(d)	(in.)	(%)
SLM0402	---	---	---	---	72	---	---	---	93	156	42	82
SW Gospel	---	---	---	---	72	---	---	---	96	157	43	77
Satori	---	---	---	---	70	---	---	---	96	156	41	68
Baros	---	---	---	---	70	---	---	---	89	155	38	62
NPZ0591RR	---	---	---	---	70	---	---	---	96	157	47	75
KS3018	---	---	---	---	68	---	---	---	95	157	43	68
KS4022	---	---	---	---	68	---	---	---	94	156	43	52
Wichita	---	---	---	---	67	---	---	---	97	156	43	72
Kalif	---	---	---	---	67	---	---	---	94	156	42	77
KS3302	---	---	---	---	65	---	---	---	91	157	42	80
Sumner	---	---	---	---	65	---	---	---	92	154	40	65
Kadore	---	---	---	---	65	---	---	---	97	156	40	65
SW Falstaff	---	---	---	---	65	---	---	---	95	157	45	48
Plainsman	---	---	---	---	63	---	---	---	99	157	44	60
KS3132	---	---	---	---	60	---	---	---	95	157	43	58
TCI.06.M1	---	---	---	---	60	---	---	---	95	157	40	67
ARC2180-1	---	---	---	---	58	---	---	---	94	157	44	65
Abilene	---	---	---	---	57	---	---	---	95	157	39	48
Mean	---	---	---	---	75	---	---	---	94	156	43	67
CV (%)	---	---	---	---	17	---	---	---	3	1	7	15
LSD (0.05)	---	---	---	---	NS	---	---	---	5	2	5	16

Bold - Superior LSD Group - Unless two entries differ by more than the LSD, little confidence can be placed in one being superior to the other.

Torrington, Wyoming

Charlie Rife, Blue Sun Biodiesel

Planted: 8/22/2006

Harvested: 7/17/2007

Herbicides: Treflan 1.25 pt/a

Irrigation: 19.8 in.

Fertility: 18-31-24-24 N-P-K-S fertilizer in spring

Previous Crop: Alfalfa

Soil Type: Dunday and Dwyer loamy fine sands

Elevation: 4205 ft Latitude: 42°3N

Comments: Winter injury delayed some entries. Temperatures below freezing on June 8. Pods contained both live and dead seed, resulting in reduced yields.

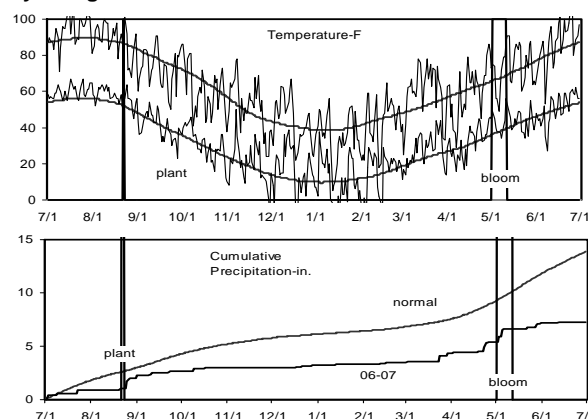


Table 30. Results from the 2007 National Winter Canola Variety Trial at Torrington, WY

Name	Yield (lbs/a)			Yield % of test avg		Winter Survival (%)		Fall Stand		Bloom	Height	Shatter	Total Oil
	2007	2006	2-Yr. Avg.	2007	2006	2-Yr. Avg.	(%)	(d)	(in.)	(%)	(%)	(%)	
SLM0402	1983	---	---	174.3	93	---	---	90	5/2	38	1	36.7	
Kadore	1702	---	---	149.5	93	---	---	100	5/10	37	1	36.1	
KS3018	1635	---	---	143.7	97	---	---	88	5/3	40	2	35.4	
KS4085	1528	---	---	134.2	93	---	---	87	5/5	40	2	37.2	
Taurus	1484	---	---	130.4	95	---	---	87	5/4	41	4	37.2	
Virginia	1476	---	---	129.7	93	---	---	83	5/5	35	1	35.7	
NPZ0404	1458	---	---	128.1	93	---	---	93	5/4	39	2	38.5	
KS9135	1403	---	---	123.3	90	---	---	80	5/7	42	2	35.9	
KS4114	1400	---	---	123.1	88	---	---	93	5/6	40	2	35.5	
KS4022	1400	---	---	123.0	98	---	---	87	5/3	40	1	37.0	
KS4160	1392	---	---	122.3	90	---	---	95	5/4	40	2	36.5	
Trabant	1384	---	---	121.6	85	---	---	87	5/5	36	3	37.2	
X01W522C	1374	---	---	120.7	67	---	---	97	5/9	39	2	36.6	
Ovation	1303	---	---	114.5	72	---	---	93	5/10	40	1	38.5	
Baldur	1232	---	---	108.3	88	---	---	80	5/5	40	2	36.4	
SW Falstaff	1199	---	---	105.4	77	---	---	90	5/7	40	3	38.7	
Ceres	1151	---	---	101.1	73	---	---	92	5/11	42	3	36.8	
Jetton	1127	---	---	99.1	88	---	---	90	5/6	37	2	35.6	
Casino	1127	---	---	99.0	97	---	---	93	5/5	41	4	36.7	
Baros	1114	---	---	97.9	75	---	---	83	5/6	38	4	37.7	
Sumner	1049	---	---	92.2	87	---	---	90	5/3	37	3	35.2	
KS4322	1047	---	---	92.0	97	---	---	87	5/5	40	2	35.3	
Abilene	980	---	---	86.1	83	---	---	83	5/6	39	4	36.6	
Viking	978	---	---	85.9	80	---	---	87	5/10	34	1	34.6	
KS7436	938	---	---	82.5	73	---	---	77	5/7	40	3	36.8	
Kronos	925	---	---	81.3	85	---	---	73	5/7	44	3	35.8	
KS2002	905	---	---	79.6	92	---	---	97	5/6	43	18	38.9	
Wichita	904	---	---	79.5	95	---	---	87	5/5	39	1	34.7	
Hybristar	904	---	---	79.4	50	---	---	93	5/11	40	1	36.3	
X01W692C	860	---	---	75.5	85	---	---	87	5/10	39	2	36.6	
MH 604001	831	---	---	73.0	72	---	---	90	5/9	41	2	36.2	
Plainsman	821	---	---	72.1	88	---	---	87	5/10	41	2	35.2	
Satori	755	---	---	66.4	73	---	---	100	5/10	36	2	36.8	
Rasmus	728	---	---	63.9	88	---	---	80	5/6	38	2	36.3	
X02W534C	633	---	---	55.6	55	---	---	90	5/11	33	1	36.0	
SW Gospel	598	---	---	52.5	57	---	---	98	5/11	36	2	37.3	
Kalif	369	---	---	32.4	30	---	---	93	5/13	36	1	36.2	
Mean	1138	---	---	---	82	---	---	89	5/7	39	3	37	
CV (%)	559	---	---	---	16	---	---	14	2	3	2	1.3	
LSD (0.05)	30.4	---	---	---	12	---	---	10.1	1.0	4.5	44.9	1.8	

Bold - Superior LSD Group - Unless two entries differ by more than the LSD, little confidence can be placed in one being superior to the other.

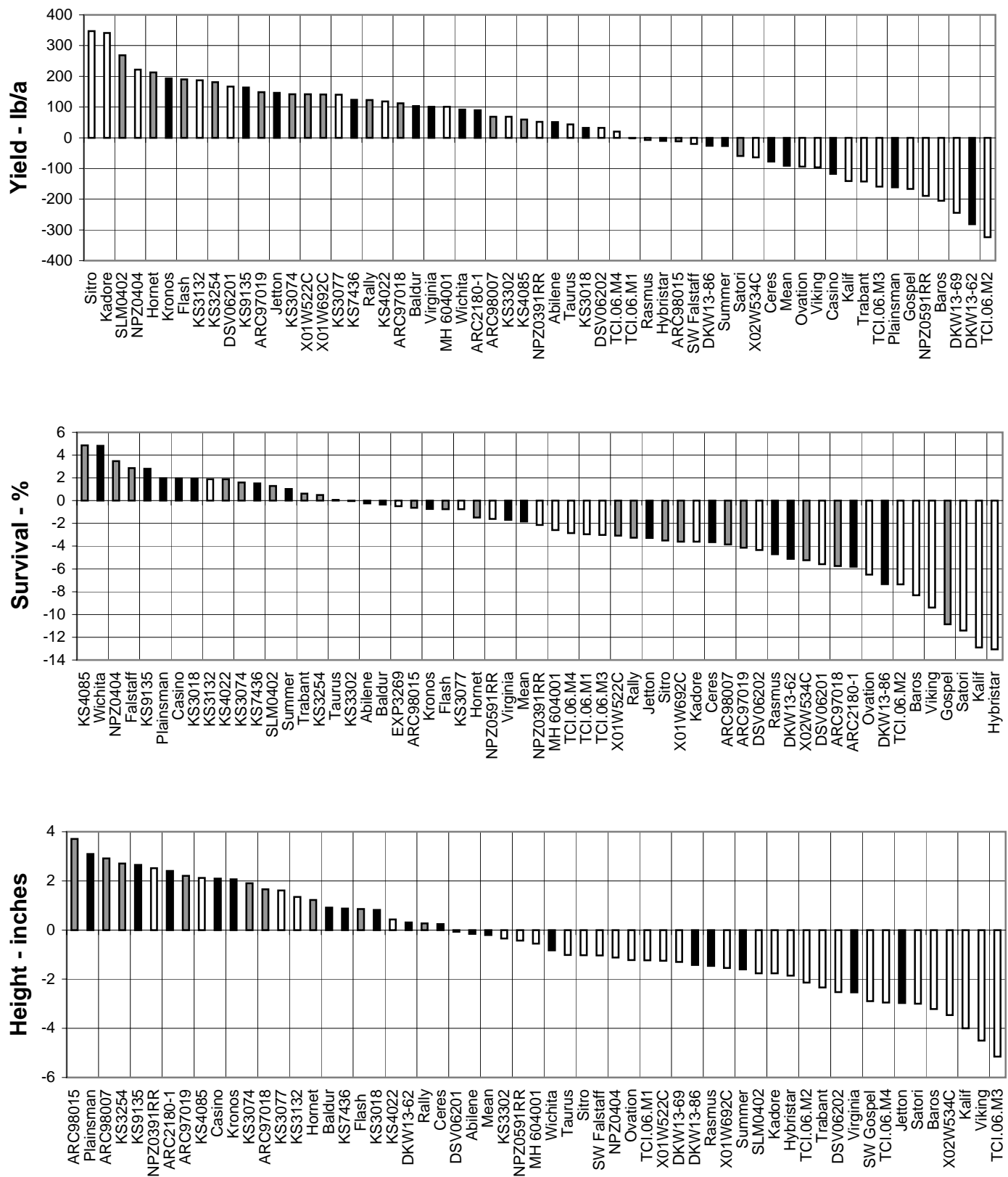
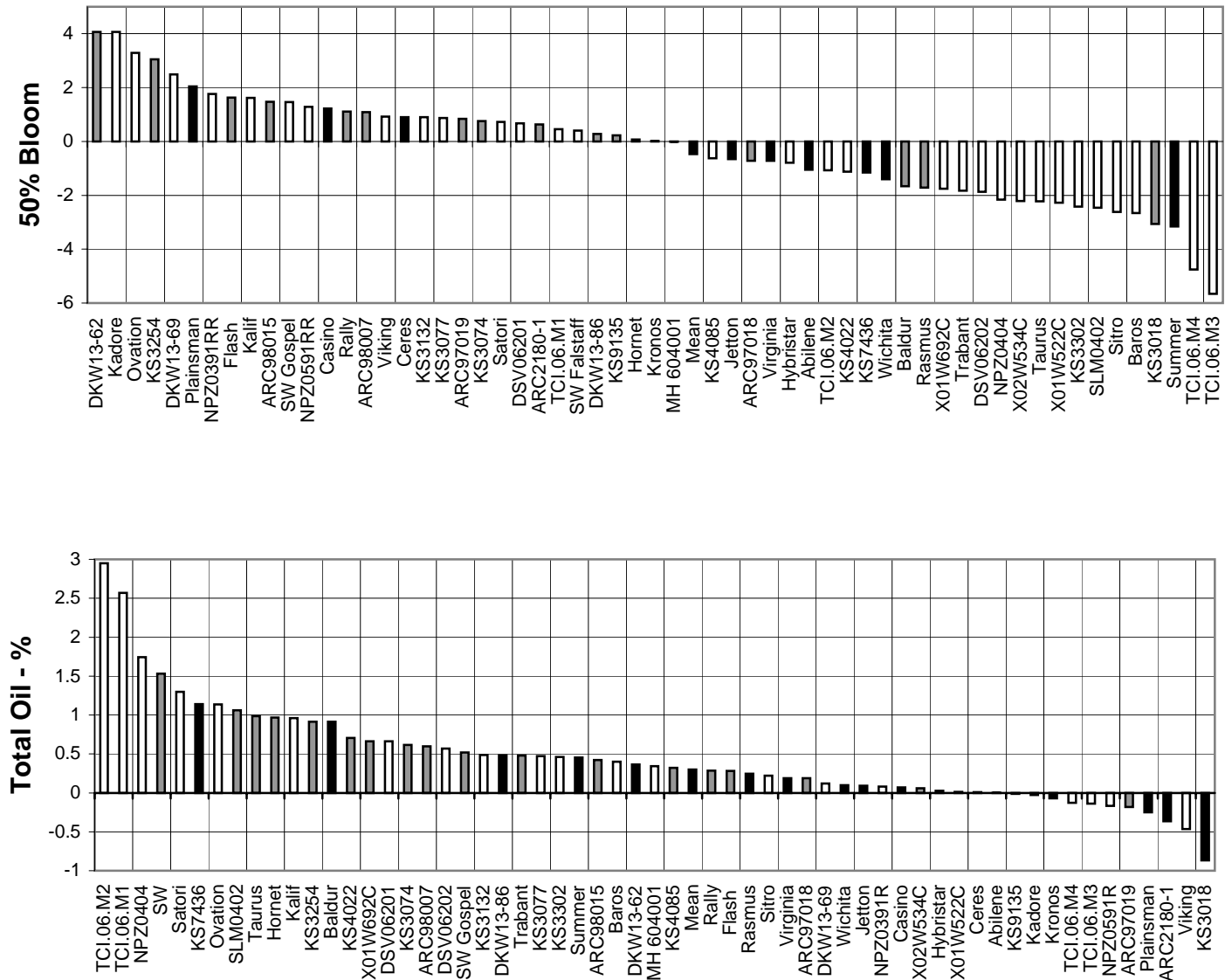


Figure 3. Great Plains Winter Canola Summary, 1996-2007.



Note: Values are averages of the differences between each cultivar and the mean of Ceres, Jetton, Plainsman, and Wichita for yield (lbs/a), winter survival (%), plant height (inches), 50% bloom date (days), and total oil content (%). The number of observations for each trait is represented by the different colored bars (as shown at right).

Figure 3. Great Plains Winter Canola Summary, 1996-2007 (continued).

Table 31. Blackleg Evaluations
Field Ratings for Resistance to Phoma Blackleg of the National Winter
Canola Variety Trial Entries, 2006-2007

Variety	Blackleg ¹			Variety	Blackleg ¹		
	Griffin	Plains	Average		Griffin	Plains	Average
	----- % diseased -----				----- % diseased -----		
ARC2180-1	3	0	1	KS7436	0	7	4
ARC97018	0	0	0	KS9135	0	2	1
ARC97019	5	2	3	Kadore	0	2	1
ARC98007	3	0	1	Kalif	0	0	0
ARC98015	0	3	2	Kronos	3	0	1
Abilene	0	0	0	MH 604001	3	0	1
Baldur	10	0	4	NPZ0391RR	0	2	1
Baros	5	10	8	NPZ0404	0	0	0
Ceres	3	0	1	NPZ0591RR	0	0	0
Cyclone*	38	57	48	Oscar*	13	7	10
Hornet	0	0	0	Ovation	5	0	2
Rally	0	0	0	Plainsman	0	0	0
Flash	3	0	1	Rasmus	0	0	0
Sitro	0	0	0	SLM0402	5	0	2
DSV06201	0	0	0	Satori	3	0	1
DSV06202	5	0	2	Sumner	0	0	0
Falcon*	0	0	0	TCI.06.M1	0	0	0
Falstaff	0	0	0	TCI.06.M2	3	0	1
Flint*	5	7	6	TCI.06.M3	1	3	3
Gospel	0	0	0	TCI.06.M4	0	0	0
Hybristar	3	0	1	Taurus	3	0	1
Jetton	0	3	2	Trabant	3	0	1
KS3018	0	3	2	Viking	0	0	0
KS3074	0	0	0	Virginia	0	18	11
KS3077	0	0	0	Westar*	60	53	57
KS3132	0	0	0	Wichita	0	2	1
KS3254	0	0	0				
KS3302	0	0	0	Average	3	3	3
KS4022	0	0	0	LSD at 10% Level	6	5	5
KS4085	0	3	2	Std. Err. of Entry Mean	2	2	2

* Included in test as a blackleg standard.

¹Blackleg rated as total percentage of plants killed by blackleg or with severe basal stem canker.

Bolding indicates entries with blackleg resistance ratings equal to the best rated entry within a column based on Fisher's protected LSD (P = 0.10).

NOTE: This nursery was located in the proximity of fields infected with *Phoma* blackleg the previous season. Disease severity was further increased by spreading infected stubble over the nursery shortly after planting.

Data collected by D. Spradlin and D.V. Phillips; The University of Georgia, College of Agricultural and Environmental Sciences, The Georgia Agricultural Experiment Stations; Research Report Number 711; August 2007. Used with permission.

Table 32. Seed Sources for Entries in the 2006-2007 National Winter Canola Variety Trial

Seed Source						Seed Source					
Brand/Name	Type ¹	Trait ²	U.S. Market	Trans-genic	Sd Trt ³	Brand/Name	Type ¹	Trait ²	U.S. Market	Trans-genic	Sd Trt ³
Deutsche Saatveredelung AG (DSV)						Pioneer Hi-Bred					
Lippstadt, Germany						Cole Randol (800-228-4050 ext. 24)					
Dr. Heino Schaupp (schaupp@dsv-saaten.de)						X01W522C	Hyb	---	No	No	H
Hornet	Hyb	---	Yes	No	H	X01W692C	Hyb	---	No	No	H
Rally	Hyb	---	Yes	No	H	X02W534C	Hyb	SD	No	No	H
Flash	Hyb	---	Yes	No	H	Svalöv Weibull					
Sitro	Hyb	---	Yes	No	H	S-268 81 Svalöv					
DSV 06201	Hyb	---	No	No	H	Sweden					
DSV 06202	Hyb	---	No	No	H	Bodil Jonsson (bodil.jonsson@swseed.com)					
Kansas State University						Casino	OP	---	No	No	H
Department of Agronomy						SW Falstaff	OP	---	No	No	H
2004 Throckmorton Plant Sciences Center						SW Gospel	OP	---	No	No	H
Manhattan, KS 66506-5501						Technology Crops International					
Michael J. Stamm (785-532-3871)						P.O. Box 11925					
Abilene	OP	---	Yes	No	H	Winston-Salem, NC 27116					
KS2002	OP	---	No	No	H	Eric Odens (701-866-7983)					
KS3018	OP	---	No	No	H	TCI.06.M1	OP	---	No	No	H
KS3074	OP	---	No	No	H	TCI.06.M2	OP	HEA	No	No	H
KS3077	OP	---	No	No	H	TCI.06.M3	OP	---	No	No	H
KS3132	OP	---	No	No	H	TCI.06.M4	OP	---	No	No	H
KS3254	OP	---	No	No	H	University of Arkansas					
KS3302	OP	---	No	No	H	Department of Crop, Soil, & Environmental Science					
KS4022	OP	---	No	No	H	Fayetteville, AR 72701					
KS4085	OP	---	No	No	H	Dr. Rober Bacon (479-545-5715)					
KS4114	OP	---	No	No	H	ARC2180-1	OP	---	No	No	H
KS4160	OP	---	No	No	H	ARC98007	OP	---	No	No	H
KS7436	OP	---	No	No	H	ARC97018	OP	---	No	No	H
KS9135	OP	---	No	No	H	ARC98015	OP	---	No	No	H
Plainsman	OP	---	Yes	No	H	ARC97019	OP	---	No	No	H
Sumner	OP	SU	Yes	No	H	Norddeutsche Pflanzenzucht (NPZ)					
Wichita	OP	---	Yes	No	H	Hans-Georg Lembke KG					
Momont						Hohenlieth Germany D-24363 Holtsee					
MONS-EN-PEVELLE, FRANCE						Martin Frauen (m.frauen@npz.de)					
U.S. Contact - Brian Caldebeck (270-926-2420)						Baldur	Hyb	---	Yes	No	H
Hybristar	Hyb	---	Yes	No	H	Baros	OP	---	No	No	H
Kadore	OP	---	Yes	No	H	Ceres	OP	---	No	No	H
Kalif	OP	---	No	No	H	Jetton	OP	---	No	No	H
MH 604001	Hyb	---	No	No	H	Kronos	Hyb	---	Yes	No	H
Ovation	OP	---	No	No	H	NPZ0391RR	Hyb	RR	No	Yes	H
Satori	OP	---	Yes	No	H	NPZ0404	Hyb	---	No	No	H
Monsanto Company						NPZ0591RR	Hyb	RR	No	Yes	H
800 North Lindberg Bvd.						Rasmus	OP	---	No	No	H
St. Louis, MO 63167						SLM0402	Hyb	---	No	No	H
Jeff Koscelny (314-694-2335)						Taurus	Hyb	---	No	No	H
DKW13-62	OP	RR	Yes	Yes	P	Trabant	Hyb	---	No	No	H
DKW13-69	OP	RR	Yes	Yes	P	Viking	OP	---	No	No	H
DKW13-86	OP	RR	Yes	Yes	P	¹ OP = open pollinated, Hyb = hybrid.					
Virginia State University						² HEA = High Erucic Acid, SD = Semi-dwarf, SU =					
Agricultural Experiment Station						sulfonyleurea carryover tolerant, RR = glyphosate resistant					
Petersburg, VA 23806						³ SD TRT = Seed treatment (H = Helix Xtra, P = Prosper					
Dr. Harbans Bhardwaj (804-524-6723)						400)					
Virginia	OP	---	Yes	No	H						

Senior Authors

Michael Stamm, Department of Agronomy, Kansas State University, Manhattan
& Oklahoma State University, Stillwater
Cynthia La Barge, Department of Agronomy, Kansas State University, Manhattan

Other Contributors

Richard Auld & Efre Bechere, Texas Tech University, Lubbock
Robert Bacon & Jim Kelly, University of Arkansas, Fayetteville
Brent Bean & Bob Villarreal, Texas A&M University, West Amarillo
Abdel Berrada, Colorado State University, Rocky Ford
Harbans Bhardwaj, Virginia State University, Petersburg
Brian Caldbeck & John Hagan, Miles Enterprises, Russellville, KY
Ernst Ceibert, Alabama A&M University, Normal
Mark Claassen, KSU Harvey County Experiment Field, Hesston
Derek Crompton, University of Minnesota, Roseau
Don Day, John Gassett, & Gary Ware, University of Georgia, Griffin
Chad Godsey, Oklahoma State University, Stillwater
Russell Freed, Michigan State University, East Lansing
William Heer & Victor Martin, KSU South Central Experiment Field, Hutchinson
John Holman, KSU Southwest Research-Extension Center, Garden City
Don Hooper, Oklahoma State University, Chickasha
Jerry Johnson, Colorado State University, Ft. Collins
Rick Kochenower, Oklahoma State University, Goodwell
Kevin Larson, Colorado State University, Walsh
Edwin Lentz, The Ohio State University, Findlay
James Long & Kelly Kusel, KSU Southeast Agricultural Research Center, Parsons
Howard Mason & William Wiebold, University of Missouri, Columbia
Josh Massey & Rick Matheson, Oklahoma State University, Perkins
Lenis Nelson, University of Nebraska, Lincoln
Calvin Pearson, Colorado State University, Fruita
Charlie Rife, Blue Sun Biodiesel, Torrington, WY
Greg Roth & Mary Carol Frier, Pennsylvania State University, State College
Michael Schmidt, Jim Klein, & Cathy Schmidt, Southern Illinois University, Carbondale
Ray Sidwell, Oklahoma State University, Lahoma
Mark Stack, Colorado State University, Yellow Jacket
David Starner, Virginia Tech University, Orange
Rocky Thacker, Oklahoma State University, Tipton

Copyright 2008 Kansas State University Agricultural Experiment Station and Cooperative Extension Service.

Contents of this publication may be freely reproduced for educational purposes. All other rights reserved.

In each case, give credit to the author(s), 2007 National Winter Canola Variety Trial, Kansas State University, March 2008.

Contribution no. 08-234-S from the Kansas Agricultural Experiment Station.

Publications from K-State Research and Extension are available on the World Wide Web at:

<http://www.oznet.ksu.edu/library>

NOTE: Trade names are used to identify products.

No endorsement is intended, nor is any criticism implied of similar products not named.

**This Report of Progress was edited, designed, and printed
by the Department of Communications at Kansas State University**

Kansas State University Agricultural Experiment Station and Cooperative Extension Service